

IRS e-file Signature Authorization

▶ **ERO must obtain and retain completed Form 8879.**
▶ **Go to www.irs.gov/Form8879 for the latest information.**

Submission Identification Number (SID) ▶

Taxpayer's name SATISHKUMAR G MAMIDALA	Social security number 008-97-5306
Spouse's name SWARUPA S MAMIDALA	Spouse's social security number 149-51-2503

Part I Tax Return Information — Tax Year Ending December 31, 2023 (Enter year you are authorizing.)

Enter whole dollars only on lines 1 through 5.

Note: Form 1040-SS filers use line 4 only. Leave lines 1, 2, 3, and 5 blank.

1 Adjusted gross income	1	142,284.
2 Total tax	2	12,703.
3 Federal income tax withheld from Form(s) W-2 and Form(s) 1099	3	15,387.
4 Amount you want refunded to you	4	2,684.
5 Amount you owe	5	

Part II Taxpayer Declaration and Signature Authorization (Be sure you get and keep a copy of your return)

Under penalties of perjury, I declare that I have examined a copy of the income tax return (original or amended) I am now authorizing, and to the best of my knowledge and belief, it is true, correct, and complete. I further declare that the amounts in Part I above are the amounts from the income tax return (original or amended) I am now authorizing. I consent to allow my intermediate service provider, transmitter, or electronic return originator (ERO) to send my return to the IRS and to receive from the IRS (a) an acknowledgement of receipt or reason for rejection of the transmission, (b) the reason for any delay in processing the return or refund, and (c) the date of any refund. If applicable, I authorize the U.S. Treasury and its designated Financial Agent to initiate an ACH electronic funds withdrawal (direct debit) entry to the financial institution account indicated in the tax preparation software for payment of my federal taxes owed on this return and/or a payment of estimated tax, and the financial institution to debit the entry to this account. This authorization is to remain in full force and effect until I notify the U.S. Treasury Financial Agent to terminate the authorization. To revoke (cancel) a payment, I must contact the U.S. Treasury Financial Agent at 1-888-353-4537. Payment cancellation requests must be received no later than 2 business days prior to the payment (settlement) date. I also authorize the financial institutions involved in the processing of the electronic payment of taxes to receive confidential information necessary to answer inquiries and resolve issues related to the payment. I further acknowledge that the personal identification number (PIN) below is my signature for the income tax return (original or amended) I am now authorizing and, if applicable, my Electronic Funds Withdrawal Consent.

Taxpayer's PIN: check one box only

- I authorize GLOBAL TAXES LLC to enter or generate my PIN

7	5	3	0	6
---	---	---	---	---

 as my signature on the income tax return (original or amended) I am now authorizing. **Enter five digits, but don't enter all zeros**
- I will enter my PIN as my signature on the income tax return (original or amended) I am now authorizing. Check this box **only** if you are entering your own PIN **and** your return is filed using the Practitioner PIN method. The ERO must complete Part III below.

Your signature ▶  Date ▶ 04/04/2024

Spouse's PIN: check one box only

- I authorize GLOBAL TAXES LLC to enter or generate my PIN

1	2	5	0	3
---	---	---	---	---

 as my signature on the income tax return (original or amended) I am now authorizing. **Enter five digits, but don't enter all zeros**
- I will enter my PIN as my signature on the income tax return (original or amended) I am now authorizing. Check this box **only** if you are entering your own PIN **and** your return is filed using the Practitioner PIN method. The ERO must complete Part III below.

Spouse's signature ▶ _____ Date ▶ _____

Practitioner PIN Method Returns Only—continue below

Part III Certification and Authentication — Practitioner PIN Method Only

ERO's EFIN/PIN. Enter your six-digit EFIN followed by your five-digit self-selected PIN.

2	2	2	4	9	6	6	1	9	8	9
---	---	---	---	---	---	---	---	---	---	---

Don't enter all zeros

I certify that the above numeric entry is my PIN, which is my signature for the electronic individual income tax return (original or amended) I am now authorized to file for tax year indicated above for the taxpayer(s) indicated above. I confirm that I am submitting this return in accordance with the requirements of the Practitioner PIN method and **Pub. 1345**, Handbook for Authorized IRS e-file Providers of Individual Income Tax Returns.

ERO's signature ▶ _____ Date ▶ _____

ERO Must Retain This Form — See Instructions
Don't Submit This Form to the IRS Unless Requested To Do So

For the year Jan. 1–Dec. 31, 2023, or other tax year beginning , 2023, ending , 20 See separate instructions.

Your first name and middle initial SATISHKUMAR G Last name MAMIDALA Your social security number 008 97 5306

If joint return, spouse's first name and middle initial SWARUPA S Last name MAMIDALA Spouse's social security number 149 51 2503

Home address (number and street). If you have a P.O. box, see instructions. 2610 LANSING LANE Apt. no. Presidential Election Campaign Check here if you, or your spouse if filing jointly, want \$3 to go to this fund. Checking a box below will not change your tax or refund. [] You [] Spouse

Filing Status [] Single [] Head of household (HOH) [X] Married filing jointly (even if only one had income) [] Married filing separately (MFS) [] Qualifying surviving spouse (QSS) If you checked the MFS box, enter the name of your spouse. If you checked the HOH or QSS box, enter the child's name if the qualifying person is a child but not your dependent:

Digital Assets At any time during 2023, did you: (a) receive (as a reward, award, or payment for property or services); or (b) sell, exchange, or otherwise dispose of a digital asset (or a financial interest in a digital asset)? (See instructions.) [] Yes [X] No

Standard Deduction Someone can claim: [] You as a dependent [] Your spouse as a dependent [] Spouse itemizes on a separate return or you were a dual-status alien

Age/Blindness You: [] Were born before January 2, 1959 [] Are blind Spouse: [] Was born before January 2, 1959 [] Is blind

Table with 6 columns: (1) First name, Last name, (2) Social security number, (3) Relationship to you, (4) Check the box if qualifies for (see instructions): Child tax credit, Credit for other dependents. Rows include MANAS S MAMIDALA (Son) and RIYA S MAMIDALA (Daughter).

Income section table with columns 1a-1z. 1a Total amount from Form(s) W-2, box 1 (see instructions) 171,471. 1b Household employee wages not reported on Form(s) W-2. 1c Tip income not reported on line 1a (see instructions). 1d Medicaid waiver payments not reported on Form(s) W-2 (see instructions). 1e Taxable dependent care benefits from Form 2441, line 26. 1f Employer-provided adoption benefits from Form 8839, line 29. 1g Wages from Form 8919, line 6. 1h Other earned income (see instructions) 0. 1i Nontaxable combat pay election (see instructions). 1z Add lines 1a through 1h 171,471.

Table with columns 2a-6a, 2b-6b, 7-15. 2a Tax-exempt interest. 2b Taxable interest. 3a Qualified dividends. 3b Ordinary dividends. 4a IRA distributions. 4b Taxable amount. 5a Pensions and annuities. 5b Taxable amount. 6a Social security benefits. 6b Taxable amount. 7 Capital gain or (loss). Attach Schedule D if required. If not required, check here. 8 Additional income from Schedule 1, line 10. 9 Add lines 1z, 2b, 3b, 4b, 5b, 6b, 7, and 8. This is your total income 142,284. 10 Adjustments to income from Schedule 1, line 26. 11 Subtract line 10 from line 9. This is your adjusted gross income 142,284. 12 Standard deduction or itemized deductions (from Schedule A) 30,522. 13 Qualified business income deduction from Form 8995 or Form 8995-A. 14 Add lines 12 and 13 30,522. 15 Subtract line 14 from line 11. If zero or less, enter -0-. This is your taxable income 111,762.

Attach Sch. B if required. Standard Deduction for— • Single or Married filing separately, \$13,850 • Married filing jointly or Qualifying surviving spouse, \$27,700 • Head of household, \$20,800 • If you checked any box under Standard Deduction, see instructions.

Tax and Credits	16	Tax (see instructions). Check if any from Form(s): 1 <input type="checkbox"/> 8814 2 <input type="checkbox"/> 4972 3 <input type="checkbox"/> _____	16	15,203.
	17	Amount from Schedule 2, line 3	17	
	18	Add lines 16 and 17	18	15,203.
	19	Child tax credit or credit for other dependents from Schedule 8812	19	2,500.
	20	Amount from Schedule 3, line 8	20	
	21	Add lines 19 and 20	21	2,500.
	22	Subtract line 21 from line 18. If zero or less, enter -0-	22	12,703.
	23	Other taxes, including self-employment tax, from Schedule 2, line 21	23	0.
24	Add lines 22 and 23. This is your total tax	24	12,703.	

Payments	25	Federal income tax withheld from:		
	a	Form(s) W-2	25a	15,387.
	b	Form(s) 1099	25b	
	c	Other forms (see instructions)	25c	
	d	Add lines 25a through 25c	25d	15,387.
	26	2023 estimated tax payments and amount applied from 2022 return	26	
	27	Earned income credit (EIC)	27	
	28	Additional child tax credit from Schedule 8812	28	
	29	American opportunity credit from Form 8863, line 8	29	
	30	Reserved for future use	30	
31	Amount from Schedule 3, line 15	31		
32	Add lines 27, 28, 29, and 31. These are your total other payments and refundable credits	32		
33	Add lines 25d, 26, and 32. These are your total payments	33	15,387.	

Refund	34	If line 33 is more than line 24, subtract line 24 from line 33. This is the amount you overpaid	34	2,684.
	35a	Amount of line 34 you want refunded to you . If Form 8888 is attached, check here <input type="checkbox"/>	35a	2,684.
	b	Routing number 051000017 c Type: <input checked="" type="checkbox"/> Checking <input type="checkbox"/> Savings		
	d	Account number 435031162812		
36	Amount of line 34 you want applied to your 2024 estimated tax	36		

Amount You Owe	37	Subtract line 33 from line 24. This is the amount you owe . For details on how to pay, go to www.irs.gov/Payments or see instructions	37	
	38	Estimated tax penalty (see instructions)	38	

Third Party Designee Do you want to allow another person to discuss this return with the IRS? See instructions **Yes.** Complete below. **No**

Designee's name _____ Phone no. _____ Personal identification number (PIN) _____

Sign Here Under penalties of perjury, I declare that I have examined this return and accompanying schedules and statements, and to the best of my knowledge and belief, they are true, correct, and complete. Declaration of preparer (other than taxpayer) is based on all information of which preparer has any knowledge.

Your signature	Date	Your occupation IT PROFESSIONAL	If the IRS sent you an Identity Protection PIN, enter it here (see inst.)
Spouse's signature. If a joint return, both must sign.	Date	Spouse's occupation HOME MAKER	If the IRS sent your spouse an Identity Protection PIN, enter it here (see inst.)

Phone no. (804) 868-8266 Email address SATISH.MAMIDALA@GMAIL.COM

Paid Preparer Use Only

Preparer's name VENKATA SAI PAVAN KUMAR DUDIPALLI	Preparer's signature VENKATA SAI PAVAN KUMAR DUDIPALLI	Date	PTIN P02470833	Check if: <input type="checkbox"/> Self-employed
Firm's name GLOBAL TAXES LLC	Firm's address 245 ROONEY CT E BRUNSWICK NJ 08816		Phone no. (678) 965-9522	Firm's EIN 88-2145487

**SCHEDULE 1
(Form 1040)**

Department of the Treasury
Internal Revenue Service

Additional Income and Adjustments to Income

Attach to Form 1040, 1040-SR, or 1040-NR.

Go to www.irs.gov/Form1040 for instructions and the latest information.

OMB No. 1545-0074

2023

Attachment
Sequence No. **01**

Name(s) shown on Form 1040, 1040-SR, or 1040-NR
SATISHKUMAR G & SWARUPA S MAMIDALA

Your social security number
008-97-5306

Part I Additional Income

1	Taxable refunds, credits, or offsets of state and local income taxes	1	
2a	Alimony received	2a	
b	Date of original divorce or separation agreement (see instructions): _____		
3	Business income or (loss). Attach Schedule C	3	
4	Other gains or (losses). Attach Form 4797	4	
5	Rental real estate, royalties, partnerships, S corporations, trusts, etc. Attach Schedule E	5	-29,187.
6	Farm income or (loss). Attach Schedule F	6	
7	Unemployment compensation	7	
8	Other income:		
a	Net operating loss	8a	()
b	Gambling	8b	
c	Cancellation of debt	8c	
d	Foreign earned income exclusion from Form 2555	8d	()
e	Income from Form 8853	8e	
f	Income from Form 8889	8f	
g	Alaska Permanent Fund dividends	8g	
h	Jury duty pay	8h	
i	Prizes and awards	8i	
j	Activity not engaged in for profit income	8j	
k	Stock options	8k	
l	Income from the rental of personal property if you engaged in the rental for profit but were not in the business of renting such property	8l	
m	Olympic and Paralympic medals and USOC prize money (see instructions)	8m	
n	Section 951(a) inclusion (see instructions)	8n	
o	Section 951A(a) inclusion (see instructions)	8o	
p	Section 461(l) excess business loss adjustment	8p	
q	Taxable distributions from an ABLE account (see instructions)	8q	
r	Scholarship and fellowship grants not reported on Form W-2	8r	
s	Nontaxable amount of Medicaid waiver payments included on Form 1040, line 1a or 1d	8s	()
t	Pension or annuity from a nonqualified deferred compensation plan or a nongovernmental section 457 plan	8t	
u	Wages earned while incarcerated	8u	
z	Other income. List type and amount: _____	8z	
9	Total other income. Add lines 8a through 8z	9	
10	Combine lines 1 through 7 and 9. This is your additional income . Enter here and on Form 1040, 1040-SR, or 1040-NR, line 8	10	-29,187.

For Paperwork Reduction Act Notice, see your tax return instructions.

Schedule 1 (Form 1040) 2023

Part II Adjustments to Income

11	Educator expenses		11
12	Certain business expenses of reservists, performing artists, and fee-basis government officials. Attach Form 2106		12
13	Health savings account deduction. Attach Form 8889		13
14	Moving expenses for members of the Armed Forces. Attach Form 3903		14
15	Deductible part of self-employment tax. Attach Schedule SE		15
16	Self-employed SEP, SIMPLE, and qualified plans		16
17	Self-employed health insurance deduction		17
18	Penalty on early withdrawal of savings		18
19a	Alimony paid		19a
b	Recipient's SSN		
c	Date of original divorce or separation agreement (see instructions): _____		
20	IRA deduction		20
21	Student loan interest deduction		21
22	Reserved for future use		22
23	Archer MSA deduction		23
24	Other adjustments:		
a	Jury duty pay (see instructions)	24a	
b	Deductible expenses related to income reported on line 8I from the rental of personal property engaged in for profit	24b	
c	Nontaxable amount of the value of Olympic and Paralympic medals and USOC prize money reported on line 8m	24c	
d	Reforestation amortization and expenses	24d	
e	Repayment of supplemental unemployment benefits under the Trade Act of 1974	24e	
f	Contributions to section 501(c)(18)(D) pension plans	24f	
g	Contributions by certain chaplains to section 403(b) plans	24g	
h	Attorney fees and court costs for actions involving certain unlawful discrimination claims (see instructions)	24h	
i	Attorney fees and court costs you paid in connection with an award from the IRS for information you provided that helped the IRS detect tax law violations	24i	
j	Housing deduction from Form 2555	24j	
k	Excess deductions of section 67(e) expenses from Schedule K-1 (Form 1041)	24k	
z	Other adjustments. List type and amount: _____	24z	
25	Total other adjustments. Add lines 24a through 24z		25
26	Add lines 11 through 23 and 25. These are your adjustments to income . Enter here and on Form 1040, 1040-SR, or 1040-NR, line 10		26

**SCHEDULE A
(Form 1040)**

Department of the Treasury
Internal Revenue Service

Itemized Deductions

Attach to Form 1040 or 1040-SR.

Go to www.irs.gov/ScheduleA for instructions and the latest information.

Caution: If you are claiming a net qualified disaster loss on Form 4684, see the instructions for line 16.

OMB No. 1545-0074

2023

Attachment
Sequence No. **07**

Name(s) shown on Form 1040 or 1040-SR

SATISHKUMAR G & SWARUPA S MAMIDALA

Your social security number

008-97-5306

Medical and Dental Expenses	Caution: Do not include expenses reimbursed or paid by others.					
	1 Medical and dental expenses (see instructions)		1			
	2 Enter amount from Form 1040 or 1040-SR, line 11 2					
	3 Multiply line 2 by 7.5% (0.075)		3			
4 Subtract line 3 from line 1. If line 3 is more than line 1, enter -0-				4		
Taxes You Paid	5 State and local taxes.					
	a State and local income taxes or general sales taxes. You may include either income taxes or general sales taxes on line 5a, but not both. If you elect to include general sales taxes instead of income taxes, check this box <input type="checkbox"/>		5a	8,243.		
	b State and local real estate taxes (see instructions)		5b	6,565.		
	c State and local personal property taxes		5c			
	d Add lines 5a through 5c		5d	14,808.		
	e Enter the smaller of line 5d or \$10,000 (\$5,000 if married filing separately)		5e	10,000.		
	6 Other taxes. List type and amount: _____		6			
7 Add lines 5e and 6				7	10,000.	
Interest You Paid	8 Home mortgage interest and points. If you didn't use all of your home mortgage loan(s) to buy, build, or improve your home, see instructions and check this box <input type="checkbox"/>					
	a Home mortgage interest and points reported to you on Form 1098. See instructions if limited		8a	20,522.		
	b Home mortgage interest not reported to you on Form 1098. See instructions if limited. If paid to the person from whom you bought the home, see instructions and show that person's name, identifying no., and address		8b			
	c Points not reported to you on Form 1098. See instructions for special rules		8c			
	d Reserved for future use		8d			
	e Add lines 8a through 8c		8e	20,522.		
9 Investment interest. Attach Form 4952 if required. See instructions		9				
10 Add lines 8e and 9				10	20,522.	
Gifts to Charity	11 Gifts by cash or check. If you made any gift of \$250 or more, see instructions		11			
	12 Other than by cash or check. If you made any gift of \$250 or more, see instructions. You must attach Form 8283 if over \$500		12			
	13 Carryover from prior year		13			
	14 Add lines 11 through 13				14	
Casualty and Theft Losses	15 Casualty and theft loss(es) from a federally declared disaster (other than net qualified disaster losses). Attach Form 4684 and enter the amount from line 18 of that form. See instructions				15	
Other Itemized Deductions	16 Other—from list in instructions. List type and amount: _____				16	
Total Itemized Deductions	17 Add the amounts in the far right column for lines 4 through 16. Also, enter this amount on Form 1040 or 1040-SR, line 12			17	30,522.	
	18 If you elect to itemize deductions even though they are less than your standard deduction, check this box <input type="checkbox"/>					

**SCHEDULE E
(Form 1040)**

Supplemental Income and Loss
(From rental real estate, royalties, partnerships, S corporations, estates, trusts, REMICs, etc.)

OMB No. 1545-0074

2023

Attachment
Sequence No. **13**

Department of the Treasury
Internal Revenue Service

Attach to Form 1040, 1040-SR, 1040-NR, or 1041.
Go to www.irs.gov/ScheduleE for instructions and the latest information.

Name(s) shown on return

SATISHKUMAR G & SWARUPA S MAMIDALA

Your social security number

008-97-5306

Part I Income or Loss From Rental Real Estate and Royalties

Note: If you are in the business of renting personal property, use **Schedule C**. See instructions. If you are an individual, report farm rental income or loss from **Form 4835** on page 2, line 40.

- A** Did you make any payments in 2023 that would require you to file Form(s) 1099? See instructions Yes No
B If "Yes," did you or will you file required Form(s) 1099? Yes No

1a Physical address of each property (street, city, state, ZIP code)

A	FINANCIAL DISTRICT NANAKARAMGUDA TELANGANA IN 500032
B	
C	

1b Type of Property (from list below)	2 For each rental real estate property listed above, report the number of fair rental and personal use days. Check the QJV box only if you meet the requirements to file as a qualified joint venture. See instructions.	Fair Rental Days		Personal Use Days	QJV
		A	B	C	<input type="checkbox"/>
A 3		365		0	<input type="checkbox"/>
B					<input type="checkbox"/>
C					<input type="checkbox"/>

Type of Property:

- 1 Single Family Residence 3 Vacation/Short-Term Rental 5 Land 7 Self-Rental
 2 Multi-Family Residence 4 Commercial 6 Royalties 8 Other (describe) _____

Income:	Properties:		
	A	B	C
3 Rents received	3 600.		
4 Royalties received	4		
Expenses:			
5 Advertising	5		
6 Auto and travel (see instructions)	6		
7 Cleaning and maintenance	7 2,456.		
8 Commissions	8		
9 Insurance	9		
10 Legal and other professional fees	10		
11 Management fees	11 1,563.		
12 Mortgage interest paid to banks, etc. (see instructions)	12		
13 Other interest	13 9,562.		
14 Repairs	14 5,521.		
15 Supplies	15 6,123.		
16 Taxes	16		
17 Utilities	17 4,562.		
18 Depreciation expense or depletion	18		
19 Other (list) _____	19		
20 Total expenses. Add lines 5 through 19	20 29,787.		
21 Subtract line 20 from line 3 (rents) and/or 4 (royalties). If result is a (loss), see instructions to find out if you must file Form 6198	21 -29,187.		
22 Deductible rental real estate loss after limitation, if any, on Form 8582 (see instructions)	22 (29,187.)		
23a Total of all amounts reported on line 3 for all rental properties	23a 600.		
b Total of all amounts reported on line 4 for all royalty properties	23b		
c Total of all amounts reported on line 12 for all properties	23c		
d Total of all amounts reported on line 18 for all properties	23d		
e Total of all amounts reported on line 20 for all properties	23e 29,787.		
24 Income. Add positive amounts shown on line 21. Do not include any losses	24		
25 Losses. Add royalty losses from line 21 and rental real estate losses from line 22. Enter total losses here	25 (29,187.)		
26 Total rental real estate and royalty income or (loss). Combine lines 24 and 25. Enter the result here. If Parts II, III, and IV, and line 40 on page 2 do not apply to you, also enter this amount on Schedule 1 (Form 1040), line 5. Otherwise, include this amount in the total on line 41 on page 2	26 -29,187.		

For Paperwork Reduction Act Notice, see the separate instructions.

NPA

-29,187.

Schedule E (Form 1040) 2023

**SCHEDULE 8812
(Form 1040)**

**Credits for Qualifying Children
and Other Dependents**

OMB No. 1545-0074

2023

Department of the Treasury
Internal Revenue Service

Attach to Form 1040, 1040-SR, or 1040-NR.

Attachment
Sequence No. **47**

Go to www.irs.gov/Schedule8812 for instructions and the latest information.

Name(s) shown on return

Your social security number

SATISHKUMAR G & SWARUPA S MAMIDALA

008-97-5306

Part I Child Tax Credit and Credit for Other Dependents

1	Enter the amount from line 11 of your Form 1040, 1040-SR, or 1040-NR	1	142,284.
2a	Enter income from Puerto Rico that you excluded	2a	
b	Enter the amounts from lines 45 and 50 of your Form 2555	2b	0.
c	Enter the amount from line 15 of your Form 4563	2c	
d	Add lines 2a through 2c	2d	0.
3	Add lines 1 and 2d	3	142,284.
4	Number of qualifying children under age 17 with the required social security number	4	1
5	Multiply line 4 by \$2,000	5	2,000.
6	Number of other dependents, including any qualifying children who are not under age 17 or who do not have the required social security number	6	1
Caution: Do not include yourself, your spouse, or anyone who is not a U.S. citizen, U.S. national, or U.S. resident alien. Also, do not include anyone you included on line 4.			
7	Multiply line 6 by \$500	7	500.
8	Add lines 5 and 7	8	2,500.
9	Enter the amount shown below for your filing status. • Married filing jointly—\$400,000 } • All other filing statuses—\$200,000 }	9	400,000.
10	Subtract line 9 from line 3. • If zero or less, enter -0-. • If more than zero and not a multiple of \$1,000, enter the next multiple of \$1,000. For example, if the result is \$425, enter \$1,000; if the result is \$1,025, enter \$2,000, etc. }	10	0.
11	Multiply line 10 by 5% (0.05)	11	0.
12	Is the amount on line 8 more than the amount on line 11?	12	2,500.
<input type="checkbox"/> No. STOP. You cannot take the child tax credit, credit for other dependents, or additional child tax credit. Skip Parts II-A and II-B. Enter -0- on lines 14 and 27.			
<input checked="" type="checkbox"/> Yes. Subtract line 11 from line 8. Enter the result.			
13	Enter the amount from Credit Limit Worksheet A	13	15,203.
14	Enter the smaller of line 12 or line 13. This is your child tax credit and credit for other dependents	14	2,500.

Enter this amount on Form 1040, 1040-SR, or 1040-NR, line 19.

If the amount on line 12 is more than the amount on line 14, you may be able to take the **additional child tax credit** on Form 1040, 1040-SR, or 1040-NR, line 28. Complete your Form 1040, 1040-SR, or 1040-NR through line 27 (also complete Schedule 3, line 11) before completing Part II-A.

Part II-A Additional Child Tax Credit for All Filers

Caution: If you file Form 2555, you cannot claim the additional child tax credit.

15	Check this box if you do not want to claim the additional child tax credit. Skip Parts II-A and II-B. Enter -0- on line 27 <input type="checkbox"/>		
16a	Subtract line 14 from line 12. If zero, stop here ; you cannot take the additional child tax credit. Skip Parts II-A and II-B. Enter -0- on line 27	16a	0.
b	Number of qualifying children under 17 with the required social security number: _____ x \$1,600. Enter the result. If zero, stop here ; you cannot claim the additional child tax credit. Skip Parts II-A and II-B. Enter -0- on line 27	16b	
	TIP: The number of children you use for this line is the same as the number of children you used for line 4.		
17	Enter the smaller of line 16a or line 16b	17	
18a	Earned income (see instructions)	18a	
b	Nontaxable combat pay (see instructions)	18b	
19	Is the amount on line 18a more than \$2,500? <input type="checkbox"/> No. Leave line 19 blank and enter -0- on line 20. <input type="checkbox"/> Yes. Subtract \$2,500 from the amount on line 18a. Enter the result	19	
20	Multiply the amount on line 19 by 15% (0.15) and enter the result Next. On line 16b, is the amount \$4,800 or more? <input type="checkbox"/> No. If you are a bona fide resident of Puerto Rico, go to line 21. Otherwise, skip Part II-B and enter the smaller of line 17 or line 20 on line 27. <input type="checkbox"/> Yes. If line 20 is equal to or more than line 17, skip Part II-B and enter the amount from line 17 on line 27. Otherwise, go to line 21.	20	

Part II-B Certain Filers Who Have Three or More Qualifying Children and Bona Fide Residents of Puerto Rico

21	Withheld social security, Medicare, and Additional Medicare taxes from Form(s) W-2, boxes 4 and 6. If married filing jointly, include your spouse's amounts with yours. If your employer withheld or you paid Additional Medicare Tax or tier 1 RRTA taxes, or if you are a bona fide resident of Puerto Rico, see instructions.		
22	Enter the total of the amounts from Schedule 1 (Form 1040), line 15; Schedule 2 (Form 1040), line 5; Schedule 2 (Form 1040), line 6; and Schedule 2 (Form 1040), line 13	22	
23	Add lines 21 and 22	23	
24	1040 and 1040-SR filers: Enter the total of the amounts from Form 1040 or 1040-SR, line 27, and Schedule 3 (Form 1040), line 11. } 1040-NR filers: Enter the amount from Schedule 3 (Form 1040), line 11. }	24	
25	Subtract line 24 from line 23. If zero or less, enter -0-	25	
26	Enter the larger of line 20 or line 25 Next, enter the smaller of line 17 or line 26 on line 27.	26	

Part II-C Additional Child Tax Credit

27	This is your additional child tax credit. Enter this amount on Form 1040, 1040-SR, or 1040-NR, line 28		
-----------	------------------------------------------------------------------------------------------------------------------	--	--

Paid Preparer's Due Diligence Checklist
*Earned Income Credit (EIC), American Opportunity Tax Credit (AOTC),
 Child Tax Credit (CTC) (including the Additional Child Tax Credit (ACTC) and
 Credit for Other Dependents (ODC)), and Head of Household (HOH) Filing Status*
To be completed by preparer and filed with Form 1040, 1040-SR, 1040-NR, 1040-PR, or 1040-SS.
Go to www.irs.gov/Form8867 for instructions and the latest information.

Taxpayer name(s) shown on return SATISHKUMAR G & SWARUPA S MAMIDALA	Taxpayer identification number 008-97-5306
Preparer's name VENKATA SAI PAVAN KUMAR DUDIPALLI	Preparer tax identification number P02470833

Part I Due Diligence Requirements

Please check the appropriate box for the credit(s) and/or HOH filing status claimed on the return and complete the related Parts I-V for the benefit(s) claimed (check all that apply). EIC CTC/ACTC/ODC AOTC HOH

	Yes	No	N/A
1 Did you complete the return based on information for the applicable tax year provided by the taxpayer or reasonably obtained by you?	<input checked="" type="checkbox"/>	<input type="checkbox"/>	
2 If credits are claimed on the return, did you complete the applicable EIC and/or CTC/ACTC/ODC worksheets found in the Form 1040, 1040-SR, 1040-NR, 1040-PR, 1040-SS, or Schedule 8812 (Form 1040) instructions, and/or the AOTC worksheet found in the Form 8863 instructions, or your own worksheet(s) that provides the same information, and all related forms and schedules for each credit claimed?	<input checked="" type="checkbox"/>	<input type="checkbox"/>	<input type="checkbox"/>
3 Did you satisfy the knowledge requirement? To meet the knowledge requirement, you must do both of the following. <ul style="list-style-type: none"> • Interview the taxpayer, ask questions, and contemporaneously document the taxpayer's responses to determine that the taxpayer is eligible to claim the credit(s) and/or HOH filing status. • Review information to determine that the taxpayer is eligible to claim the credit(s) and/or HOH filing status and to figure the amount(s) of any credit(s) 	<input checked="" type="checkbox"/>	<input type="checkbox"/>	
4 Did any information provided by the taxpayer or a third party for use in preparing the return, or information reasonably known to you, appear to be incorrect, incomplete, or inconsistent? (If "Yes," answer questions 4a and 4b. If "No," go to question 5.)	<input type="checkbox"/>	<input checked="" type="checkbox"/>	
a Did you make reasonable inquiries to determine the correct, complete, and consistent information?	<input type="checkbox"/>	<input type="checkbox"/>	
b Did you contemporaneously document your inquiries? (Documentation should include the questions you asked, whom you asked, when you asked, the information that was provided, and the impact the information had on your preparation of the return.)	<input type="checkbox"/>	<input type="checkbox"/>	
5 Did you satisfy the record retention requirement? To meet the record retention requirement, you must keep a copy of your documentation referenced in question 4b, a copy of this Form 8867, a copy of any applicable worksheet(s), a record of how, when, and from whom the information used to prepare Form 8867 and any applicable worksheet(s) was obtained, and a copy of any document(s) provided by the taxpayer that you relied on to determine eligibility for the credit(s) and/or HOH filing status or to figure the amount(s) of the credit(s) List those documents provided by the taxpayer, if any, that you relied on: _____ _____ _____	<input checked="" type="checkbox"/>	<input type="checkbox"/>	
6 Did you ask the taxpayer whether he/she could provide documentation to substantiate eligibility for the credit(s) and/or HOH filing status and the amount(s) of any credit(s) claimed on the return if his/her return is selected for audit?	<input checked="" type="checkbox"/>	<input type="checkbox"/>	
7 Did you ask the taxpayer if any of these credits were disallowed or reduced in a previous year? (If credits were disallowed or reduced, go to question 7a; if not, go to question 8.)	<input checked="" type="checkbox"/>	<input type="checkbox"/>	<input type="checkbox"/>
a Did you complete the required recertification Form 8862?	<input type="checkbox"/>	<input type="checkbox"/>	<input type="checkbox"/>
8 If the taxpayer is reporting self-employment income, did you ask questions to prepare a complete and correct Schedule C (Form 1040)?	<input type="checkbox"/>	<input type="checkbox"/>	<input type="checkbox"/>

Part II Due Diligence Questions for Returns Claiming EIC (If the return does not claim EIC, go to Part III.)

	Yes	No	N/A
9a Have you determined that the taxpayer is eligible to claim the EIC for the number of qualifying children claimed, or is eligible to claim the EIC without a qualifying child? (If the taxpayer is claiming the EIC and does not have a qualifying child, go to question 10.)	<input type="checkbox"/>	<input type="checkbox"/>	
b Did you ask the taxpayer if the child lived with the taxpayer for over half of the year, even if the taxpayer has supported the child the entire year?	<input type="checkbox"/>	<input type="checkbox"/>	
c Did you explain to the taxpayer the rules about claiming the EIC when a child is the qualifying child of more than one person (tiebreaker rules)?	<input type="checkbox"/>	<input type="checkbox"/>	<input type="checkbox"/>

Part III Due Diligence Questions for Returns Claiming CTC/ACTC/ODC (If the return does not claim CTC, ACTC, or ODC, go to Part IV.)

	Yes	No	N/A
10 Have you determined that each qualifying person for the CTC/ACTC/ODC is the taxpayer's dependent who is a citizen, national, or resident of the United States?	<input checked="" type="checkbox"/>	<input type="checkbox"/>	
11 Did you explain to the taxpayer that he/she may not claim the CTC/ACTC if the child has not lived with the taxpayer for over half of the year, even if the taxpayer has supported the child, unless the child's custodial parent has released a claim to exemption for the child?	<input checked="" type="checkbox"/>	<input type="checkbox"/>	<input type="checkbox"/>
12 Did you explain to the taxpayer the rules about claiming the CTC/ACTC/ODC for a child of divorced or separated parents (or parents who live apart), including any requirement to attach a Form 8332 or similar statement to the return?	<input checked="" type="checkbox"/>	<input type="checkbox"/>	<input type="checkbox"/>

Part IV Due Diligence Questions for Returns Claiming AOTC (If the return does not claim AOTC, go to Part V.)

	Yes	No
13 Did the taxpayer provide substantiation for the credit, such as a Form 1098-T and/or receipts for the qualified tuition and related expenses for the claimed AOTC?	<input type="checkbox"/>	<input type="checkbox"/>

Part V Due Diligence Questions for Claiming HOH (If the return does not claim HOH filing status, go to Part VI.)

	Yes	No
14 Have you determined that the taxpayer was unmarried or considered unmarried on the last day of the tax year and provided more than half of the cost of keeping up a home for the year for a qualifying person?	<input type="checkbox"/>	<input type="checkbox"/>

Part VI Eligibility Certification

You will have complied with all due diligence requirements for claiming the applicable credit(s) and/or HOH filing status on the return of the taxpayer identified above if you:


- A. Interview the taxpayer, ask adequate questions, contemporaneously document the taxpayer's responses on the return or in your notes, review adequate information to determine if the taxpayer is eligible to claim the credit(s) and/or HOH filing status and to figure the amount(s) of the credit(s);
- B. Complete this Form 8867 truthfully and accurately and complete the actions described in this checklist for any applicable credit(s) claimed and HOH filing status, if claimed;
- C. Submit Form 8867 in the manner required; **and**
- D. Keep all five of the following records for 3 years from the latest of the dates specified in the Form 8867 instructions under *Document Retention*.
 - 1. A copy of this Form 8867.
 - 2. The applicable worksheet(s) or your own worksheet(s) for any credit(s) claimed.
 - 3. Copies of any documents provided by the taxpayer on which you relied to determine the taxpayer's eligibility for the credit(s) and/or HOH filing status and to figure the amount(s) of the credit(s).
 - 4. A record of how, when, and from whom the information used to prepare this form and the applicable worksheet(s) was obtained.
 - 5. A record of any additional information you relied upon, including questions you asked and the taxpayer's responses, to determine the taxpayer's eligibility for the credit(s) and/or HOH filing status and to figure the amount(s) of the credit(s).

If you have not complied with all due diligence requirements, you may have to pay a penalty for each failure to comply related to a claim of an applicable credit or HOH filing status (see instructions for more information).

	Yes	No
15 Do you certify that all of the answers on this Form 8867 are, to the best of your knowledge, true, correct, and complete?	<input checked="" type="checkbox"/>	<input type="checkbox"/>



2400411515



Georgia Form 500 (Rev. 08/30/23)

Individual Income Tax Return
Georgia Department of Revenue

2023 (Approved software version)

Page 1

Fiscal Year Beginning

STATE GA ISSUED

Fiscal Year Ending

YOUR DRIVER'S LICENSE/STATE ID

059925260

YOUR FIRST NAME
1. SATISHKUMAR

MI
G

YOUR SOCIAL SECURITY NUMBER
008-97-5306

LAST NAME (For Name Change See IT-511 Tax Booklet)
MAMIDALA

SUFFIX

SPOUSE'S FIRST NAME
SWARUPA

MI
S

SPOUSE'S SOCIAL SECURITY NUMBER
149-51-2503

LAST NAME
MAMIDALA

SUFFIX

DEPARTMENT USE ONLY

ADDRESS (NUMBER AND STREET or P.O. BOX) (Use 2nd address line for Apt, Suite or Building Number) CHECK IF ADDRESS HAS CHANGED
2. 2610 LANSING LANE

CITY (Please insert a space if the city has multiple names)
3. CUMMING

STATE ZIP CODE
GA 30041

(COUNTRY IF FOREIGN)

4. Enter your Residency Status with the appropriate number 4. 1

Residency Status

1. FULL-YEAR RESIDENT 2. PART-YEAR RESIDENT TO 3. NONRESIDENT

Omit Lines 9 thru 14 and use Form 500 Schedule 3 if you are a part-year or nonresident filer.

5. Enter Filing Status with appropriate letter (See IT-511 Tax Booklet)..... 5. B

Filing Status

A. Single B. Married filing joint C. Married filing separate (Spouse's social security number must be entered above) D. Head of Household or Qualifying Surviving Spouse


6. Number of exemptions (Check appropriate box(es) and enter total in 6c.) 6a. Yourself X 6b. Spouse X 6c. 2

7a. Number of Qualified Dependents* 2 7b. Number of Unborn Dependents 7c. Total Number of Dependents 2

*Enter details on Line 7d., and DO NOT include yourself, spouse and/or your unborn dependents. See IT-511 Tax Booklet.

All Pages (1-5) are required for processing

REV 01/29/24 PRO



YOUR SOCIAL SECURITY NUMBER
 008-97-5306

7d. Qualified Dependents. (If you have more than 4 dependents, attach a list of additional dependents).

First Name, MI. MANAS S **Last Name** MAMIDALA
Social Security Number 051-85-8221 **Relationship to You** SON

First Name, MI. RIYA S **Last Name** MAMIDALA
Social Security Number 826-73-6702 **Relationship to You** DAUGHTER


First Name, MI. **Last Name**
Social Security Number **Relationship to You**

First Name, MI. **Last Name**
Social Security Number **Relationship to You**

INCOME COMPUTATIONS

If amount on line 8, 9, 10, 13 or 15 is negative, use the minus sign (-). Example -3456.

8. Federal adjusted gross income (From Federal Form 1040).....	8.	142284
(Do not use FEDERAL TAXABLE INCOME) If the amount on Line 8 is \$40,000 or more, or your gross income is less than your W-2s you must include a copy of your Federal Form 1040 Pages 1, 2, and Schedule 1.		
9. Adjustments from Form 500 Schedule 1 (See IT-511 Tax Booklet)	9.	
10. Georgia adjusted gross income (Net total of Line 8 and Line 9).....	10.	142284
11. Standard Deduction (Do not use FEDERAL STANDARD DEDUCTION).....	11a.	
(See IT-511 Tax Booklet)		
b. Self: 65 or over? Blind? Total x 1,300=.....	11b.	
Spouse: 65 or over? Blind?		
c. Total Standard Deduction (Line 11a + Line 11b).....	11c.	
Use EITHER Line 11c OR Line 12c (Do not write on both lines)		
12. Total Itemized Deductions used in computing Federal Taxable Income. If you use itemized deductions, you must include Federal Schedule A.		
a. Federal Itemized Deductions (Schedule A- Form 1040).....	12a.	30522
b. Less adjustments: (See IT-511 Tax Booklet)	12b.	0
c. Georgia Total Itemized Deductions.....	12c.	30522
13. Subtract either Line 11c or Line 12c from Line 10; enter balance.....	13.	111762



YOUR SOCIAL SECURITY NUMBER
 008-97-5306

14a. Enter the number from Line 6c. 2 Multiply by \$2,700 for filing status A or D or multiply by \$3,700 for filing status B or C	14a.	7400
14b. Enter the number from Line 7c. 2 Multiply by \$3,000.....	14b.	6000
14c. Add Lines 14a. and 14b. Enter total	14c.	13400
15a. Income before GA NOL (Line 13 less Line 14c or Schedule 3, Line 14).....	15a.	98362
15b. Georgia NOL utilized (Cannot exceed Line 15a or the amount after applying the 80% limitation, see IT-511 Tax Booklet for more information)....	15b.	
15c. Georgia Taxable Income (Line 15a less Line 15b).....	15c.	98362
16. Tax (Use Tax Rate Schedule in the IT-511 Tax Booklet)	16.	5421
17. Low Income Credit 17a. 17b.	17c.	
18. Other State(s) Tax Credit (Include a copy of the other state(s) return)	18.	
19. Credits used from IND-CR Summary Worksheet	19.	
20. Total Credits Used from Schedule 2 Georgia Tax Credits (must be filed electronically)	20.	
21. Total Credits Used (sum of Lines 17-20) cannot exceed Line 16	21.	0
22. Balance (Line 16 less Line 21) if zero or less than zero, enter zero	22.	5421

INCOME STATEMENT DETAILS Only enter income on which Georgia tax was withheld. Enter income from W-2s, 1099s, and G2-As on Line 4 GA Wages/Income. For other income statements complete Line 4 using the income reported from **Form G2-RP Line 12 or 13; Form G2-LP Line 11, or for Form G2-FL enter zero.**

(INCOME STATEMENT A)				(INCOME STATEMENT B)				(INCOME STATEMENT C)			
1. WITHHOLDING TYPE:				1. WITHHOLDING TYPE:				1. WITHHOLDING TYPE:			
<input checked="" type="checkbox"/> W-2	G2-A	G2-LP		<input checked="" type="checkbox"/> W-2	G2-A	G2-LP		<input type="checkbox"/> W-2	G2-A	G2-LP	
1099	G2-FL	G2-RP		1099	G2-FL	G2-RP		1099	G2-FL	G2-RP	
2. EMPLOYER/PAYER FEDERAL ID NUMBER (FEIN) <input checked="" type="checkbox"/> SSN				2. EMPLOYER/PAYER FEDERAL ID NUMBER (FEIN) <input checked="" type="checkbox"/> SSN				2. EMPLOYER/PAYER FEDERAL ID NUMBER (FEIN) <input type="checkbox"/> SSN			
582400405				582400405							
3. EMPLOYER/PAYER STATE WITHHOLDING ID				3. EMPLOYER/PAYER STATE WITHHOLDING ID				3. EMPLOYER/PAYER STATE WITHHOLDING ID			
2042589CN				2042589CN				2042589CN			
4. GA WAGES / INCOME				4. GA WAGES / INCOME				4. GA WAGES / INCOME			
138402				33069							
5. GA TAX WITHHELD				5. GA TAX WITHHELD				5. GA TAX WITHHELD			
6751				1492							

PLEASE COMPLETE INCOME STATEMENT DETAILS ON PAGE 4.
All Pages (1-5) are required for processing



YOUR SOCIAL SECURITY NUMBER
 008-97-5306

Page 4

(INCOME STATEMENT D)			(INCOME STATEMENT E)			(INCOME STATEMENT F)					
1. WITHHOLDING TYPE:	W-2	G2-A	G2-LP	1. WITHHOLDING TYPE:	W-2	G2-A	G2-LP	1. WITHHOLDING TYPE:	W-2	G2-A	G2-LP
	1099	G2-FL	G2-RP		1099	G2-FL	G2-RP		1099	G2-FL	G2-RP
2. EMPLOYER/PAYER FEDERAL	ID NUMBER (FEIN) SSN			2. EMPLOYER/PAYER FEDERAL	ID NUMBER (FEIN) SSN			2. EMPLOYER/PAYER FEDERAL	ID NUMBER (FEIN) SSN		
3. EMPLOYER/PAYER STATE WITHHOLDING ID				3. EMPLOYER/PAYER STATE WITHHOLDING ID				3. EMPLOYER/PAYER STATE WITHHOLDING ID			
4. GA WAGES / INCOME				4. GA WAGES / INCOME				4. GA WAGES / INCOME			
5. GA TAX WITHHELD				5. GA TAX WITHHELD				5. GA TAX WITHHELD			
23. Georgia Income Tax Withheld on Wages and 1099s				23.							8243
(Enter Tax Withheld Only and include W-2s and/or 1099s)											
24. Other Georgia Income Tax Withheld				24.							
(Must include G2-A, G2-FL, G2-LP and/or G2-RP)											
25. Estimated Tax paid for 2023 and Form IT-560				25.							
26. Schedule 2B Refundable Tax Credits				26.							
(Cannot be claimed unless filed electronically)											
27. Total prepayment credits (Add Lines 23, 24, 25 and 26)				27.							8243
28. If Line 22 exceeds Line 27, subtract Line 27 from Line 22 and enter											
balance due				28.							
29. If Line 27 exceeds Line 22, subtract Line 22 from Line 27 and enter											
overpayment				29.							2822
30. Amount to be credited to 2024 ESTIMATED TAX				30.							0
31. Georgia Wildlife Conservation Fund (No gift of less than \$1.00)				31.							
32. Georgia Fund for Children and Elderly (No gift of less than \$1.00)				32.							
33. Georgia Cancer Research Fund (No gift of less than \$1.00)				33.							
34. Georgia Land Conservation Program (No gift of less than \$1.00)				34.							
35. Georgia National Guard Foundation (No gift of less than \$1.00)				35.							
36. Dog & Cat Sterilization Fund (No gift of less than \$1.00)				36.							
37. Saving the Cure Fund (No gift of less than \$1.00)				37.							
38. Realizing Educational Achievement Can Happen (REACH) Program				38.							
(No gift of less than \$1.00)											

