

IRS e-file Signature Authorization

▶ ERO must obtain and retain completed Form 8879.
▶ Go to www.irs.gov/Form8879 for the latest information.

Submission Identification Number (SID) ▶

Taxpayer's name GNANA MANI DEEP GELLI	Social security number 330-73-8073
Spouse's name SURYAKEERTHI PENTAPATI	Spouse's social security number 863-42-8747

Part I Tax Return Information – Tax Year Ending December 31, 2023 (Enter year you are authorizing.)

Enter whole dollars only on lines 1 through 5.

Note: Form 1040-SS filers use line 4 only. Leave lines 1, 2, 3, and 5 blank.

1 Adjusted gross income	1	189,665.
2 Total tax	2	16,747.
3 Federal income tax withheld from Form(s) W-2 and Form(s) 1099	3	25,746.
4 Amount you want refunded to you	4	8,999.
5 Amount you owe	5	

Part II Taxpayer Declaration and Signature Authorization (Be sure you get and keep a copy of your return)

Under penalties of perjury, I declare that I have examined a copy of the income tax return (original or amended) I am now authorizing, and to the best of my knowledge and belief, it is true, correct, and complete. I further declare that the amounts in Part I above are the amounts from the income tax return (original or amended) I am now authorizing. I consent to allow my intermediate service provider, transmitter, or electronic return originator (ERO) to send my return to the IRS and to receive from the IRS (a) an acknowledgement of receipt or reason for rejection of the transmission, (b) the reason for any delay in processing the return or refund, and (c) the date of any refund. If applicable, I authorize the U.S. Treasury and its designated Financial Agent to initiate an ACH electronic funds withdrawal (direct debit) entry to the financial institution account indicated in the tax preparation software for payment of my federal taxes owed on this return and/or a payment of estimated tax, and the financial institution to debit the entry to this account. This authorization is to remain in full force and effect until I notify the U.S. Treasury Financial Agent to terminate the authorization. To revoke (cancel) a payment, I must contact the U.S. Treasury Financial Agent at 1-888-353-4537. Payment cancellation requests must be received no later than 2 business days prior to the payment (settlement) date. I also authorize the financial institutions involved in the processing of the electronic payment of taxes to receive confidential information necessary to answer inquiries and resolve issues related to the payment. I further acknowledge that the personal identification number (PIN) below is my signature for the income tax return (original or amended) I am now authorizing and, if applicable, my Electronic Funds Withdrawal Consent.

Taxpayer's PIN: check one box only

- I authorize GLOBAL TAXES LLC to enter or generate my PIN

3	8	0	7	3
---	---	---	---	---

 as my signature on the income tax return (original or amended) I am now authorizing.
ERO firm name
Enter five digits, but don't enter all zeros
- I will enter my PIN as my signature on the income tax return (original or amended) I am now authorizing. Check this box **only** if you are entering your own PIN **and** your return is filed using the Practitioner PIN method. The ERO must complete Part III below.

Your signature ▶ _____ Date ▶ _____

Spouse's PIN: check one box only

- I authorize GLOBAL TAXES LLC to enter or generate my PIN

2	8	7	4	7
---	---	---	---	---

 as my signature on the income tax return (original or amended) I am now authorizing.
ERO firm name
Enter five digits, but don't enter all zeros
- I will enter my PIN as my signature on the income tax return (original or amended) I am now authorizing. Check this box **only** if you are entering your own PIN **and** your return is filed using the Practitioner PIN method. The ERO must complete Part III below.

Spouse's signature ▶ _____ Date ▶ _____

Practitioner PIN Method Returns Only—continue below

Part III Certification and Authentication – Practitioner PIN Method Only

ERO's EFIN/PIN. Enter your six-digit EFIN followed by your five-digit self-selected PIN.

2	2	2	4	9	6	6	1	9	8	9
---	---	---	---	---	---	---	---	---	---	---

Don't enter all zeros

I certify that the above numeric entry is my PIN, which is my signature for the electronic individual income tax return (original or amended) I am now authorized to file for tax year indicated above for the taxpayer(s) indicated above. I confirm that I am submitting this return in accordance with the requirements of the Practitioner PIN method and **Pub. 1345**, Handbook for Authorized IRS e-file Providers of Individual Income Tax Returns.

ERO's signature ▶ _____ Date ▶ _____

ERO Must Retain This Form – See Instructions
Don't Submit This Form to the IRS Unless Requested To Do So

For the year Jan. 1–Dec. 31, 2023, or other tax year beginning , 2023, ending , 20 See separate instructions.

Your first name and middle initial GNANA MANI DEEP Last name GELLI Your social security number 330 73 8073

If joint return, spouse's first name and middle initial SURYAKEERTHI Last name PENTAPATI Spouse's social security number 863 42 8747

Home address (number and street). If you have a P.O. box, see instructions. 1480 US HIGHWAY 46 Apt. no. 341A Presidential Election Campaign

City, town, or post office. If you have a foreign address, also complete spaces below. PARSIPPANY State NJ ZIP code 07054 Check here if you, or your spouse if filing jointly, want \$3 to go to this fund. Checking a box below will not change your tax or refund.

Foreign country name Foreign province/state/county Foreign postal code You Spouse

Filing Status Single Married filing jointly (even if only one had income) Married filing separately (MFS) Head of household (HOH) Qualifying surviving spouse (QSS)

Digital Assets At any time during 2023, did you: (a) receive (as a reward, award, or payment for property or services); or (b) sell, exchange, or otherwise dispose of a digital asset (or a financial interest in a digital asset)? (See instructions.) Yes No

Standard Deduction Someone can claim: You as a dependent Your spouse as a dependent Spouse itemizes on a separate return or you were a dual-status alien

Age/Blindness You: Were born before January 2, 1959 Are blind Spouse: Was born before January 2, 1959 Is blind

Table with 5 columns: (1) First name, Last name, (2) Social security number, (3) Relationship to you, (4) Check the box if qualifies for (see instructions): Child tax credit, Credit for other dependents. Row 1: AADVIK, GELLI, 286-65-5107, Son, [X], []

Income table with 2 columns: Description, Amount. Rows 1a-1i. Total amount from Form(s) W-2, box 1: 188,054. Other earned income: 0.

Income table with 2 columns: Description, Amount. Rows 2a-6b. Tax-exempt interest: 4. Taxable interest: 361. Qualified dividends: 4.

Income table with 2 columns: Description, Amount. Rows 7-15. Capital gain or (loss): 1,244. Total income: 189,665. Adjusted gross income: 189,665. Standard deduction or itemized deductions: 27,700. Taxable income: 161,965.

Table with columns for line numbers (16-24), descriptions (Tax and Credits), and amounts. Total tax is 16,747.

Table for Payments (lines 25-33). Includes federal income tax withheld (25,746) and total payments (25,746).

Table for Refund (lines 34-36). Shows overpaid amount of 8,999 and amount applied to 2024 estimated tax.

Table for Amount You Owe (lines 37-38). Shows amount you owe and estimated tax penalty.

Third Party Designee section with checkboxes for Yes/No and fields for name, phone, and PIN.

Sign Here section with declaration and signature lines for taxpayer and spouse, including occupation and ID protection PIN fields.

Paid Preparer Use Only section with fields for preparer name, signature, date, PTIN, firm name, address, and phone number.

**SCHEDULE 1
(Form 1040)**

Department of the Treasury
Internal Revenue Service

Additional Income and Adjustments to Income

Attach to Form 1040, 1040-SR, or 1040-NR.

Go to www.irs.gov/Form1040 for instructions and the latest information.

OMB No. 1545-0074

2023
Attachment
Sequence No. **01**

Name(s) shown on Form 1040, 1040-SR, or 1040-NR

GNANA MANI DEEP GELLI & SURYAKEERTHI PENTAPATI

Your social security number

330-73-8073

Part I Additional Income

1	Taxable refunds, credits, or offsets of state and local income taxes		1	
2a	Alimony received		2a	
b	Date of original divorce or separation agreement (see instructions): _____			
3	Business income or (loss). Attach Schedule C		3	
4	Other gains or (losses). Attach Form 4797		4	
5	Rental real estate, royalties, partnerships, S corporations, trusts, etc. Attach Schedule E		5	
6	Farm income or (loss). Attach Schedule F		6	
7	Unemployment compensation		7	
8	Other income:			
a	Net operating loss	8a ()		
b	Gambling	8b		
c	Cancellation of debt	8c		
d	Foreign earned income exclusion from Form 2555	8d ()		
e	Income from Form 8853	8e		
f	Income from Form 8889	8f		
g	Alaska Permanent Fund dividends	8g		
h	Jury duty pay	8h		
i	Prizes and awards	8i		
j	Activity not engaged in for profit income	8j		
k	Stock options	8k		
l	Income from the rental of personal property if you engaged in the rental for profit but were not in the business of renting such property	8l		
m	Olympic and Paralympic medals and USOC prize money (see instructions)	8m		
n	Section 951(a) inclusion (see instructions)	8n		
o	Section 951A(a) inclusion (see instructions)	8o		
p	Section 461(l) excess business loss adjustment	8p		
q	Taxable distributions from an ABL account (see instructions)	8q		
r	Scholarship and fellowship grants not reported on Form W-2	8r		
s	Nontaxable amount of Medicaid waiver payments included on Form 1040, line 1a or 1d	8s ()		
t	Pension or annuity from a nonqualified deferred compensation plan or a nongovernmental section 457 plan	8t		
u	Wages earned while incarcerated	8u		
z	Other income. List type and amount: _____	8z		
	Other Income from box 3 of 1099-Misc 2.			
9	Total other income. Add lines 8a through 8z		9	2.
10	Combine lines 1 through 7 and 9. This is your additional income . Enter here and on Form 1040, 1040-SR, or 1040-NR, line 8		10	2.

For Paperwork Reduction Act Notice, see your tax return instructions.

Schedule 1 (Form 1040) 2023

Part II Adjustments to Income

11	Educator expenses		11	
12	Certain business expenses of reservists, performing artists, and fee-basis government officials. Attach Form 2106		12	
13	Health savings account deduction. Attach Form 8889		13	
14	Moving expenses for members of the Armed Forces. Attach Form 3903		14	
15	Deductible part of self-employment tax. Attach Schedule SE		15	
16	Self-employed SEP, SIMPLE, and qualified plans		16	
17	Self-employed health insurance deduction		17	
18	Penalty on early withdrawal of savings		18	
19a	Alimony paid		19a	
b	Recipient's SSN			
c	Date of original divorce or separation agreement (see instructions): _____			
20	IRA deduction		20	
21	Student loan interest deduction		21	
22	Reserved for future use		22	
23	Archer MSA deduction		23	
24	Other adjustments:			
a	Jury duty pay (see instructions)	24a		
b	Deductible expenses related to income reported on line 8l from the rental of personal property engaged in for profit	24b		
c	Nontaxable amount of the value of Olympic and Paralympic medals and USOC prize money reported on line 8m	24c		
d	Reforestation amortization and expenses	24d		
e	Repayment of supplemental unemployment benefits under the Trade Act of 1974	24e		
f	Contributions to section 501(c)(18)(D) pension plans	24f		
g	Contributions by certain chaplains to section 403(b) plans	24g		
h	Attorney fees and court costs for actions involving certain unlawful discrimination claims (see instructions)	24h		
i	Attorney fees and court costs you paid in connection with an award from the IRS for information you provided that helped the IRS detect tax law violations	24i		
j	Housing deduction from Form 2555	24j		
k	Excess deductions of section 67(e) expenses from Schedule K-1 (Form 1041)	24k		
z	Other adjustments. List type and amount: _____	24z		
25	Total other adjustments. Add lines 24a through 24z		25	
26	Add lines 11 through 23 and 25. These are your adjustments to income . Enter here and on Form 1040, 1040-SR, or 1040-NR, line 10		26	

**SCHEDULE 3
(Form 1040)**

Department of the Treasury
Internal Revenue Service

Additional Credits and Payments

Attach to Form 1040, 1040-SR, or 1040-NR.
Go to www.irs.gov/Form1040 for instructions and the latest information.

OMB No. 1545-0074

2023
Attachment
Sequence No. **03**

Name(s) shown on Form 1040, 1040-SR, or 1040-NR GNANA MANI DEEP GELLI & SURYAKEERTHI PENTAPATI	Your social security number 330-73-8073
---------------------------------------------------------------------------------------------------	--------------------------------------------

Part I Nonrefundable Credits

1 Foreign tax credit. Attach Form 1116 if required				1	
2 Credit for child and dependent care expenses from Form 2441, line 11. Attach Form 2441				2	
3 Education credits from Form 8863, line 19				3	
4 Retirement savings contributions credit. Attach Form 8880				4	
5a Residential clean energy credit from Form 5695, line 15				5a	
b Energy efficient home improvement credit from Form 5695, line 32				5b	
6 Other nonrefundable credits:					
a General business credit. Attach Form 3800	6a				
b Credit for prior year minimum tax. Attach Form 8801	6b				
c Adoption credit. Attach Form 8839	6c				
d Credit for the elderly or disabled. Attach Schedule R	6d				
e Reserved for future use	6e				
f Clean vehicle credit. Attach Form 8936	6f	7,500.			
g Mortgage interest credit. Attach Form 8396	6g				
h District of Columbia first-time homebuyer credit. Attach Form 8859	6h				
i Qualified electric vehicle credit. Attach Form 8834	6i				
j Alternative fuel vehicle refueling property credit. Attach Form 8911	6j				
k Credit to holders of tax credit bonds. Attach Form 8912	6k				
l Amount on Form 8978, line 14. See instructions	6l				
m Credit for previously owned clean vehicles. Attach Form 8936	6m				
z Other nonrefundable credits. List type and amount: _____	6z				
7 Total other nonrefundable credits. Add lines 6a through 6z	7				7,500.
8 Add lines 1 through 4, 5a, 5b, and 7. Enter here and on Form 1040, 1040-SR, or 1040-NR, line 20	8				7,500.

(continued on page 2)

Part II Other Payments and Refundable Credits

9	Net premium tax credit. Attach Form 8962		9	
10	Amount paid with request for extension to file (see instructions)		10	
11	Excess social security and tier 1 RRTA tax withheld		11	
12	Credit for federal tax on fuels. Attach Form 4136		12	
13	Other payments or refundable credits:			
a	Form 2439	13a		
b	Credit for repayment of amounts included in income from earlier years	13b		
c	Elective payment election amount from Form 3800, Part III, line 6, column (i)	13c		
d	Deferred amount of net 965 tax liability (see instructions)	13d		
z	Other payments or refundable credits. List type and amount: _____	13z		
14	Total other payments or refundable credits. Add lines 13a through 13z		14	
15	Add lines 9 through 12 and 14. Enter here and on Form 1040, 1040-SR, or 1040-NR, line 31		15	

**SCHEDULE D
(Form 1040)**

Capital Gains and Losses

OMB No. 1545-0074

2023

Department of the Treasury
Internal Revenue Service

Attach to Form 1040, 1040-SR, or 1040-NR.
Use Form 8949 to list your transactions for lines 1b, 2, 3, 8b, 9, and 10.
Go to www.irs.gov/ScheduleD for instructions and the latest information.

Attachment
Sequence No. **12**

Name(s) shown on return

GNANA MANI DEEP GELLI & SURYAKEERTHI PENTAPATI

Your social security number

330-73-8073

Did you dispose of any investment(s) in a qualified opportunity fund during the tax year? Yes No

If "Yes," attach Form 8949 and see its instructions for additional requirements for reporting your gain or loss.

Part I Short-Term Capital Gains and Losses—Generally Assets Held One Year or Less (see instructions)

See instructions for how to figure the amounts to enter on the lines below.

This form may be easier to complete if you round off cents to whole dollars.

	(d) Proceeds (sales price)	(e) Cost (or other basis)	(g) Adjustments to gain or loss from Form(s) 8949, Part I, line 2, column (g)	(h) Gain or (loss) Subtract column (e) from column (d) and combine the result with column (g)
1a Totals for all short-term transactions reported on Form 1099-B for which basis was reported to the IRS and for which you have no adjustments (see instructions). However, if you choose to report all these transactions on Form 8949, leave this line blank and go to line 1b .				
1b Totals for all transactions reported on Form(s) 8949 with Box A checked	7,171.	8,810.	2,875.	1,236.
2 Totals for all transactions reported on Form(s) 8949 with Box B checked				
3 Totals for all transactions reported on Form(s) 8949 with Box C checked				
4 Short-term gain from Form 6252 and short-term gain or (loss) from Forms 4684, 6781, and 8824				4
5 Net short-term gain or (loss) from partnerships, S corporations, estates, and trusts from Schedule(s) K-1				5
6 Short-term capital loss carryover. Enter the amount, if any, from line 8 of your Capital Loss Carryover Worksheet in the instructions				6 ()
7 Net short-term capital gain or (loss). Combine lines 1a through 6 in column (h). If you have any long-term capital gains or losses, go to Part II below. Otherwise, go to Part III on the back				7 1,236.

Part II Long-Term Capital Gains and Losses—Generally Assets Held More Than One Year (see instructions)

See instructions for how to figure the amounts to enter on the lines below.

This form may be easier to complete if you round off cents to whole dollars.

	(d) Proceeds (sales price)	(e) Cost (or other basis)	(g) Adjustments to gain or loss from Form(s) 8949, Part II, line 2, column (g)	(h) Gain or (loss) Subtract column (e) from column (d) and combine the result with column (g)
8a Totals for all long-term transactions reported on Form 1099-B for which basis was reported to the IRS and for which you have no adjustments (see instructions). However, if you choose to report all these transactions on Form 8949, leave this line blank and go to line 8b .				
8b Totals for all transactions reported on Form(s) 8949 with Box D checked	68.	190.	130.	8.
9 Totals for all transactions reported on Form(s) 8949 with Box E checked				
10 Totals for all transactions reported on Form(s) 8949 with Box F checked				
11 Gain from Form 4797, Part I; long-term gain from Forms 2439 and 6252; and long-term gain or (loss) from Forms 4684, 6781, and 8824				11
12 Net long-term gain or (loss) from partnerships, S corporations, estates, and trusts from Schedule(s) K-1				12
13 Capital gain distributions. See the instructions				13
14 Long-term capital loss carryover. Enter the amount, if any, from line 13 of your Capital Loss Carryover Worksheet in the instructions				14 ()
15 Net long-term capital gain or (loss). Combine lines 8a through 14 in column (h). Then, go to Part III on the back				15 8.

For Paperwork Reduction Act Notice, see your tax return instructions.

Schedule D (Form 1040) 2023

Part III Summary

16	Combine lines 7 and 15 and enter the result	16	1,244.
	<ul style="list-style-type: none"> • If line 16 is a gain, enter the amount from line 16 on Form 1040, 1040-SR, or 1040-NR, line 7. Then, go to line 17 below. • If line 16 is a loss, skip lines 17 through 20 below. Then, go to line 21. Also be sure to complete line 22. • If line 16 is zero, skip lines 17 through 21 below and enter -0- on Form 1040, 1040-SR, or 1040-NR, line 7. Then, go to line 22. 		
17	Are lines 15 and 16 both gains? <input checked="" type="checkbox"/> Yes. Go to line 18. <input type="checkbox"/> No. Skip lines 18 through 21, and go to line 22.		
18	If you are required to complete the 28% Rate Gain Worksheet (see instructions), enter the amount, if any, from line 7 of that worksheet	18	
19	If you are required to complete the Unrecaptured Section 1250 Gain Worksheet (see instructions), enter the amount, if any, from line 18 of that worksheet	19	
20	Are lines 18 and 19 both zero or blank and you are not filing Form 4952? <input checked="" type="checkbox"/> Yes. Complete the Qualified Dividends and Capital Gain Tax Worksheet in the instructions for Form 1040, line 16. Don't complete lines 21 and 22 below. <input type="checkbox"/> No. Complete the Schedule D Tax Worksheet in the instructions. Don't complete lines 21 and 22 below.		
21	If line 16 is a loss, enter here and on Form 1040, 1040-SR, or 1040-NR, line 7, the smaller of: <ul style="list-style-type: none"> • The loss on line 16; or • (\$3,000), or if married filing separately, (\$1,500) } Note: When figuring which amount is smaller, treat both amounts as positive numbers.	21	()
22	Do you have qualified dividends on Form 1040, 1040-SR, or 1040-NR, line 3a? <input type="checkbox"/> Yes. Complete the Qualified Dividends and Capital Gain Tax Worksheet in the instructions for Form 1040, line 16. <input type="checkbox"/> No. Complete the rest of Form 1040, 1040-SR, or 1040-NR.		

Sales and Other Dispositions of Capital Assets

Department of the Treasury
Internal Revenue Service

File with your Schedule D to list your transactions for lines 1b, 2, 3, 8b, 9, and 10 of Schedule D.

Go to www.irs.gov/Form8949 for instructions and the latest information.

Name(s) shown on return GNANA MANI DEEP GELLI & SURYAKEERTHI PENTAPATI	Social security number or taxpayer identification number 330-73-8073
--------------------------------------------------------------------------------------	--------------------------------------------------------------------------------

Before you check Box A, B, or C below, see whether you received any Form(s) 1099-B or substitute statement(s) from your broker. A substitute statement will have the same information as Form 1099-B. Either will show whether your basis (usually your cost) was reported to the IRS by your broker and may even tell you which box to check.

Part I Short-Term. Transactions involving capital assets you held 1 year or less are generally short-term (see instructions). For long-term transactions, see page 2.

Note: You may aggregate all short-term transactions reported on Form(s) 1099-B showing basis was reported to the IRS and for which no adjustments or codes are required. Enter the totals directly on Schedule D, line 1a; you aren't required to report these transactions on Form 8949 (see instructions).

You must check Box A, B, or C below. Check only one box. If more than one box applies for your short-term transactions, complete a separate Form 8949, page 1, for each applicable box. If you have more short-term transactions than will fit on this page for one or more of the boxes, complete as many forms with the same box checked as you need.

- (A)** Short-term transactions reported on Form(s) 1099-B showing basis was reported to the IRS (see **Note** above)
- (B)** Short-term transactions reported on Form(s) 1099-B showing basis **wasn't** reported to the IRS
- (C)** Short-term transactions not reported to you on Form 1099-B

1	(a) Description of property (Example: 100 sh. XYZ Co.)	(b) Date acquired (Mo., day, yr.)	(c) Date sold or disposed of (Mo., day, yr.)	(d) Proceeds (sales price) (see instructions)	(e) Cost or other basis See the Note below and see <i>Column (e)</i> in the separate instructions.	Adjustment, if any, to gain or loss If you enter an amount in column (g), enter a code in column (f). See the separate instructions.		(h) Gain or (loss) Subtract column (e) from column (d) and combine the result with column (g).
						(f) Code(s) from instructions	(g) Amount of adjustment	
	ROBINHOOD SECURITIES LLC	01/01/23	12/31/23	7,171.	8,810.	W	2,875.	1,236.
2 Totals. Add the amounts in columns (d), (e), (g), and (h) (subtract negative amounts). Enter each total here and include on your Schedule D, line 1b (if Box A above is checked), line 2 (if Box B above is checked), or line 3 (if Box C above is checked).				7,171.	8,810.		2,875.	1,236.

Note: If you checked Box A above but the basis reported to the IRS was incorrect, enter in column (e) the basis as reported to the IRS, and enter an adjustment in column (g) to correct the basis. See *Column (g)* in the separate instructions for how to figure the amount of the adjustment.

Name(s) shown on return. Name and SSN or taxpayer identification no. not required if shown on other side
GNANA MANI DEEP GELLI & SURYAKEERTHI PENTAPATI

Social security number or taxpayer identification number
330-73-8073

Before you check Box D, E, or F below, see whether you received any Form(s) 1099-B or substitute statement(s) from your broker. A substitute statement will have the same information as Form 1099-B. Either will show whether your basis (usually your cost) was reported to the IRS by your broker and may even tell you which box to check.

Part II Long-Term. Transactions involving capital assets you held more than 1 year are generally long-term (see instructions). For short-term transactions, see page 1.

Note: You may aggregate all long-term transactions reported on Form(s) 1099-B showing basis was reported to the IRS and for which no adjustments or codes are required. Enter the totals directly on Schedule D, line 8a; you aren't required to report these transactions on Form 8949 (see instructions).

You must check Box D, E, or F below. Check only one box. If more than one box applies for your long-term transactions, complete a separate Form 8949, page 2, for each applicable box. If you have more long-term transactions than will fit on this page for one or more of the boxes, complete as many forms with the same box checked as you need.

- (D)** Long-term transactions reported on Form(s) 1099-B showing basis was reported to the IRS (see **Note** above)
- (E)** Long-term transactions reported on Form(s) 1099-B showing basis **wasn't** reported to the IRS
- (F)** Long-term transactions not reported to you on Form 1099-B

1	(a) Description of property (Example: 100 sh. XYZ Co.)	(b) Date acquired (Mo., day, yr.)	(c) Date sold or disposed of (Mo., day, yr.)	(d) Proceeds (sales price) (see instructions)	(e) Cost or other basis See the Note below and see <i>Column (e)</i> in the separate instructions.	Adjustment, if any, to gain or loss If you enter an amount in column (g), enter a code in column (f). See the separate instructions.		(h) Gain or (loss) Subtract column (e) from column (d) and combine the result with column (g).
						(f) Code(s) from instructions	(g) Amount of adjustment	
	ROBINHOOD SECURITIES LLC	01/01/22	12/31/23	68.	190.	W	130.	8.
2 Totals.	Add the amounts in columns (d), (e), (g), and (h) (subtract negative amounts). Enter each total here and include on your Schedule D, line 8b (if Box D above is checked), line 9 (if Box E above is checked), or line 10 (if Box F above is checked).			68.	190.		130.	8.

Note: If you checked Box D above but the basis reported to the IRS was incorrect, enter in column (e) the basis as reported to the IRS, and enter an adjustment in column (g) to correct the basis. See *Column (g)* in the separate instructions for how to figure the amount of the adjustment.

**SCHEDULE 8812
(Form 1040)**

**Credits for Qualifying Children
and Other Dependents**

OMB No. 1545-0074

2023

Attachment
Sequence No. **47**

Department of the Treasury
Internal Revenue Service

Attach to Form 1040, 1040-SR, or 1040-NR.

Go to www.irs.gov/Schedule8812 for instructions and the latest information.

Name(s) shown on return

Your social security number

GNANA MANI DEEP GELLI & SURYAKEERTHI PENTAPATI

330-73-8073

Part I Child Tax Credit and Credit for Other Dependents

1	Enter the amount from line 11 of your Form 1040, 1040-SR, or 1040-NR		1	189,665.
2a	Enter income from Puerto Rico that you excluded	2a		
b	Enter the amounts from lines 45 and 50 of your Form 2555	2b	0.	
c	Enter the amount from line 15 of your Form 4563	2c		
d	Add lines 2a through 2c	2d	0.	
3	Add lines 1 and 2d	3	189,665.	
4	Number of qualifying children under age 17 with the required social security number	4	1	
5	Multiply line 4 by \$2,000	5	2,000.	
6	Number of other dependents, including any qualifying children who are not under age 17 or who do not have the required social security number	6	0	
	Caution: Do not include yourself, your spouse, or anyone who is not a U.S. citizen, U.S. national, or U.S. resident alien. Also, do not include anyone you included on line 4.			
7	Multiply line 6 by \$500	7		
8	Add lines 5 and 7	8	2,000.	
9	Enter the amount shown below for your filing status. • Married filing jointly—\$400,000 } • All other filing statuses—\$200,000 }	9	400,000.	
10	Subtract line 9 from line 3. • If zero or less, enter -0-. • If more than zero and not a multiple of \$1,000, enter the next multiple of \$1,000. For example, if the result is \$425, enter \$1,000; if the result is \$1,025, enter \$2,000, etc. }	10	0.	
11	Multiply line 10 by 5% (0.05)	11	0.	
12	Is the amount on line 8 more than the amount on line 11?	12	2,000.	
	<input type="checkbox"/> No. STOP. You cannot take the child tax credit, credit for other dependents, or additional child tax credit. Skip Parts II-A and II-B. Enter -0- on lines 14 and 27.			
	<input checked="" type="checkbox"/> Yes. Subtract line 11 from line 8. Enter the result.			
13	Enter the amount from Credit Limit Worksheet A	13	18,747.	
14	Enter the smaller of line 12 or line 13. This is your child tax credit and credit for other dependents	14	2,000.	

Enter this amount on Form 1040, 1040-SR, or 1040-NR, line 19.

If the amount on line 12 is more than the amount on line 14, you may be able to take the **additional child tax credit** on Form 1040, 1040-SR, or 1040-NR, line 28. Complete your Form 1040, 1040-SR, or 1040-NR through line 27 (also complete Schedule 3, line 11) before completing Part II-A.

Part II-A Additional Child Tax Credit for All Filers

Caution: If you file Form 2555, you cannot claim the additional child tax credit.

15	Check this box if you do not want to claim the additional child tax credit. Skip Parts II-A and II-B. Enter -0- on line 27 <input type="checkbox"/>		
16a	Subtract line 14 from line 12. If zero, stop here ; you cannot take the additional child tax credit. Skip Parts II-A and II-B. Enter -0- on line 27	16a	0.
b	Number of qualifying children under 17 with the required social security number: _____ x \$1,600. Enter the result. If zero, stop here ; you cannot claim the additional child tax credit. Skip Parts II-A and II-B. Enter -0- on line 27	16b	
	TIP: The number of children you use for this line is the same as the number of children you used for line 4.		
17	Enter the smaller of line 16a or line 16b	17	
18a	Earned income (see instructions)	18a	
b	Nontaxable combat pay (see instructions)	18b	
19	Is the amount on line 18a more than \$2,500? <input type="checkbox"/> No. Leave line 19 blank and enter -0- on line 20. <input type="checkbox"/> Yes. Subtract \$2,500 from the amount on line 18a. Enter the result	19	
20	Multiply the amount on line 19 by 15% (0.15) and enter the result Next. On line 16b, is the amount \$4,800 or more? <input type="checkbox"/> No. If you are a bona fide resident of Puerto Rico, go to line 21. Otherwise, skip Part II-B and enter the smaller of line 17 or line 20 on line 27. <input type="checkbox"/> Yes. If line 20 is equal to or more than line 17, skip Part II-B and enter the amount from line 17 on line 27. Otherwise, go to line 21.	20	

Part II-B Certain Filers Who Have Three or More Qualifying Children and Bona Fide Residents of Puerto Rico

21	Withheld social security, Medicare, and Additional Medicare taxes from Form(s) W-2, boxes 4 and 6. If married filing jointly, include your spouse's amounts with yours. If your employer withheld or you paid Additional Medicare Tax or tier 1 RRTA taxes, or if you are a bona fide resident of Puerto Rico, see instructions.		
22	Enter the total of the amounts from Schedule 1 (Form 1040), line 15; Schedule 2 (Form 1040), line 5; Schedule 2 (Form 1040), line 6; and Schedule 2 (Form 1040), line 13	22	
23	Add lines 21 and 22	23	
24	1040 and 1040-SR filers: Enter the total of the amounts from Form 1040 or 1040-SR, line 27, and Schedule 3 (Form 1040), line 11. } 1040-NR filers: Enter the amount from Schedule 3 (Form 1040), line 11. }	24	
25	Subtract line 24 from line 23. If zero or less, enter -0-	25	
26	Enter the larger of line 20 or line 25 Next, enter the smaller of line 17 or line 26 on line 27.	26	

Part II-C Additional Child Tax Credit

27	This is your additional child tax credit. Enter this amount on Form 1040, 1040-SR, or 1040-NR, line 28		
		27	

Department of the Treasury
Internal Revenue Service

Attach to your tax return.
Go to www.irs.gov/Form8936 for instructions and the latest information.

2023
Attachment
Sequence No. **69**

Name(s) shown on return

GNANA MANI DEEP GELLI & SURYAKEERTHI PENTAPATI

Identifying number

330-73-8073

Notes: • Complete a separate Schedule A (Form 8936) for each clean vehicle placed in service during the tax year.
• Individuals completing Parts II, III, or IV, must also complete Part I. See "Note" text below.

Part I Modified Adjusted Gross Income Amount

1a	Enter the amount from line 11 of your 2023 Form 1040, 1040-SR, or 1040-NR	1a	189,665.	
b	Enter any income from Puerto Rico you excluded	1b		
c	Enter any amount from Form 2555, line 45	1c		
d	Enter any amount from Form 2555, line 50	1d		
e	Enter any amount from Form 4563, line 15	1e		
2	Add lines 1a through 1e	2	189,665.	
3a	Enter the amount from line 11 of your 2022 Form 1040, 1040-SR, or 1040-NR	3a		
b	Enter any income from Puerto Rico you excluded	3b		
c	Enter any amount from Form 2555, line 45	3c		
d	Enter any amount from Form 2555, line 50	3d		
e	Enter any amount from Form 4563, line 15	3e		
4	Add lines 3a through 3e	4		
5	Enter the smaller of line 2 or line 4	5	189,665.	

Part II Credit for Business/Investment Use Part of New Clean Vehicles

Note: Individuals can't claim a credit on line 6 if Part I, line 5, is more than \$150,000 (\$300,000 if married filing jointly or a qualifying surviving spouse; \$225,000 if head of household).

6	Enter the total credit amount figured in Part II of Schedule(s) A (Form 8936)	6	0.
7	New clean vehicle credit from partnerships and S corporations (see instructions)	7	
8	Business/investment use part of credit. Add lines 6 and 7. Partnerships and S corporations, stop here and report this amount on Schedule K. All others, report this amount on Form 3800, Part III, line 1y	8	0.

Part III Credit for Personal Use Part of New Clean Vehicles

Note: You can't claim the Part III credit if Part I, line 5, is more than \$150,000 (\$300,000 if married filing jointly or a qualifying surviving spouse; \$225,000 if head of household).

9	Enter the total credit amount figured in Part III of Schedule(s) A (Form 8936)	9	7,500.
10	Enter the amount from Form 1040, 1040-SR, or 1040-NR, line 18	10	26,247.
11	Personal credits from Form 1040, 1040-SR, or 1040-NR (see instructions)	11	
12	Subtract line 11 from line 10. If zero or less, enter -0- and stop here. You can't claim the personal use part of the credit	12	26,247.
13	Personal use part of credit. Enter the smaller of line 9 or line 12 here and on Schedule 3 (Form 1040), line 6f. If line 12 is smaller than line 9, see instructions	13	7,500.

Part IV Credit for Previously Owned Clean Vehicles

Note: You can't claim the Part IV credit if Part I, line 5, is more than \$75,000 (\$150,000 if married filing jointly or a qualifying surviving spouse; \$112,500 if head of household).

14	Enter the total credit amount figured in Part IV of Schedule(s) A (Form 8936)	14	
15	Enter the amount from Form 1040, 1040-SR, or 1040-NR, line 18	15	
16	Personal credits from Form 1040, 1040-SR, or 1040-NR (see instructions)	16	
17	Subtract line 16 from line 15. If zero or less, enter -0- and stop here. You can't claim the Part IV credit	17	
18	Enter the smaller of line 14 or line 17 here and on Schedule 3 (Form 1040), line 6m. If line 17 is smaller than line 14, see instructions	18	

Part V Credit for Qualified Commercial Clean Vehicles

19	Enter the total credit amount figured in Part V of Schedule(s) A (Form 8936)	19	
20	Qualified commercial clean vehicle credit from partnerships and S corporations (see instructions)	20	
21	Add lines 19 and 20. Partnerships and S corporations, stop here and report this amount on Schedule K. All others, report this amount on Form 3800, Part III, line 1aa	21	

**SCHEDULE A
(Form 8936)**

Clean Vehicle Credit Amount

OMB No. 1545-2137

2023

Department of the Treasury
Internal Revenue Service

**Attach to your tax return.
Go to www.irs.gov/Form8936 for instructions and the latest information.**

Attachment
Sequence No. **69A**

Name(s) shown on return

GNANA MANI DEEP GELLI & SURYAKEERTHI PENTAPATI

Identifying number

330-73-8073

Part I Vehicle Details

- 1a Year 2023
- b Make TESLA
- c Model 3
- 2 Vehicle identification number (VIN) (see instructions) 5 Y J 3 E 1 E A 2 P F 5 0 8 9 3 9
- 3 Enter date vehicle was placed in service (MM/DD/YYYY) 03/30/2023
- 4 Was the vehicle used primarily outside the United States? Answer "No" if it was but an exception applies. See instructions.
 Yes. Stop here. You can't claim a credit amount for a vehicle used primarily outside the United States.
 No.
- 5 Does the VIN entered on line 2 belong to a **new clean vehicle** placed in service during the tax year? See instructions for definitions.
 Yes. Go to Part II.
 No. Go to line 6.
- 6 Does the VIN entered on line 2 belong to a **previously owned clean vehicle** acquired after 2022 and placed in service during the tax year? See instructions for definitions.
 Yes. Go to Part IV.
 No. Go to line 7.
- 7 Does the VIN entered on line 2 belong to a **qualified commercial clean vehicle** acquired after 2022 and placed in service during the tax year? See instructions for definitions.
 Yes. Go to Part V.
 No. Stop here. You can't use this schedule to figure a credit amount for a vehicle not described on line 5, 6, or 7.

Part II Credit Amount for Business/Investment Use Part of New Clean Vehicle

- 8 Did you acquire the vehicle for use or to lease to others, and not for resale? Answer "No" if you are leasing the vehicle from another person.
 Yes.
 No. Stop here. You can't claim a credit amount for a vehicle you didn't acquire for use or to lease to others, or acquired for resale.
- 9 Tentative credit amount (see instructions) **9** 7,500.
- 10 Business/investment use percentage (see instructions) **10** %
- 11 Multiply line 9 by line 10. Include this credit amount on line 6 in Part II of Form 8936. If you entered 100% on line 10, stop here. Otherwise, go to Part III below **11** 0.

Part III Credit Amount for Personal Use Part of New Clean Vehicle

- 12 Subtract line 11 from line 9 in Part II. Stop here and include this credit amount on line 9 in Part III of Form 8936 **12** 7,500.

Part IV Credit Amount for Previously Owned Clean Vehicle

- 13a** Is the sales price of the vehicle more than \$25,000?
 - Yes. Stop here.** The vehicle doesn't qualify for the Part IV credit.
 - No.**
- b** Did you acquire the vehicle for use and not for resale? Answer "No" if you are leasing the vehicle from another person.
 - Yes.**
 - No. Stop here.** You can't claim a credit amount for a vehicle you didn't acquire for use or acquired for resale.
- c** Can you be claimed as a dependent on another person's tax return, such as your parent's return?
 - Yes. Stop here.** You can't claim a credit amount if you can be claimed as a dependent.
 - No.**
- d** Is the vehicle a qualified fuel cell motor vehicle? See instructions.
 - Yes.**
 - No.**

14 Enter the sales price of the vehicle	14	
15 Multiply line 14 by 30% (0.30)	15	
16 Maximum vehicle credit amount	16	4,000.
17 Enter the smaller of line 15 or line 16. Stop here and include this credit amount on line 14 in Part IV of Form 8936	17	

Part V Credit Amount for Qualified Commercial Clean Vehicle

- 18a** Is the vehicle of a character subject to the allowance for depreciation? Answer "Yes" if the exception for certain tax-exempt entities discussed in the instructions applies.
 - Yes.**
 - No. Stop here.** The vehicle is not a qualified commercial clean vehicle unless the exception applies.
- b** Did you acquire the vehicle for use or to lease to others, and not for resale? Answer "No" if you are leasing the vehicle from another person.
 - Yes.**
 - No. Stop here.** You can't claim a credit amount for a vehicle you didn't acquire for use or to lease to others, or acquired for resale.
- c** Is the vehicle also powered by gas or diesel? See instructions.
 - Yes.**
 - No.**

19 Enter the cost or other basis of the vehicle. See instructions	19	
20 Section 179 expense deduction (see instructions)	20	
21 Subtract line 20 from line 19	21	
22 Multiply line 21 by 15% (0.15) [30% (0.30) if the answer on line 18c above is "No"]	22	
23 Enter the incremental cost of the vehicle. See instructions	23	
24 Enter the smaller of line 22 or line 23	24	
25 Maximum credit. Enter \$7,500 (\$40,000 if the vehicle's gross vehicle weight rating (GVWR) is 14,000 pounds or more)	25	
26 Enter the smaller of line 24 or line 25. Include this credit amount on line 19 in Part V of Form 8936	26	

Paid Preparer's Due Diligence Checklist

Earned Income Credit (EIC), American Opportunity Tax Credit (AOTC),
Child Tax Credit (CTC) (including the Additional Child Tax Credit (ACTC) and
Credit for Other Dependents (ODC)), and Head of Household (HOH) Filing Status

To be completed by preparer and filed with Form 1040, 1040-SR, 1040-NR, 1040-PR, or 1040-SS.
Go to www.irs.gov/Form8867 for instructions and the latest information.

Taxpayer name(s) shown on return GNANA MANI DEEP GELLI & SURYAKEERTHI PENTAPATI		Taxpayer identification number 330-73-8073
Preparer's name VENKATA SAI PAVAN KUMAR DUDIPALLI		Preparer tax identification number P02470833

Part I Due Diligence Requirements

Please check the appropriate box for the credit(s) and/or HOH filing status claimed on the return and complete the related Parts I-V for the benefit(s) claimed (check all that apply). EIC CTC/ACTC/ODC AOTC HOH

	Yes	No	N/A
1 Did you complete the return based on information for the applicable tax year provided by the taxpayer or reasonably obtained by you?	<input checked="" type="checkbox"/>	<input type="checkbox"/>	
2 If credits are claimed on the return, did you complete the applicable EIC and/or CTC/ACTC/ODC worksheets found in the Form 1040, 1040-SR, 1040-NR, 1040-PR, 1040-SS, or Schedule 8812 (Form 1040) instructions, and/or the AOTC worksheet found in the Form 8863 instructions, or your own worksheet(s) that provides the same information, and all related forms and schedules for each credit claimed?	<input checked="" type="checkbox"/>	<input type="checkbox"/>	<input type="checkbox"/>
3 Did you satisfy the knowledge requirement? To meet the knowledge requirement, you must do both of the following. • Interview the taxpayer, ask questions, and contemporaneously document the taxpayer's responses to determine that the taxpayer is eligible to claim the credit(s) and/or HOH filing status. • Review information to determine that the taxpayer is eligible to claim the credit(s) and/or HOH filing status and to figure the amount(s) of any credit(s)	<input checked="" type="checkbox"/>	<input type="checkbox"/>	
4 Did any information provided by the taxpayer or a third party for use in preparing the return, or information reasonably known to you, appear to be incorrect, incomplete, or inconsistent? (If "Yes," answer questions 4a and 4b. If "No," go to question 5.)	<input type="checkbox"/>	<input checked="" type="checkbox"/>	
a Did you make reasonable inquiries to determine the correct, complete, and consistent information?	<input type="checkbox"/>	<input type="checkbox"/>	
b Did you contemporaneously document your inquiries? (Documentation should include the questions you asked, whom you asked, when you asked, the information that was provided, and the impact the information had on your preparation of the return.)	<input type="checkbox"/>	<input type="checkbox"/>	
5 Did you satisfy the record retention requirement? To meet the record retention requirement, you must keep a copy of your documentation referenced in question 4b, a copy of this Form 8867, a copy of any applicable worksheet(s), a record of how, when, and from whom the information used to prepare Form 8867 and any applicable worksheet(s) was obtained, and a copy of any document(s) provided by the taxpayer that you relied on to determine eligibility for the credit(s) and/or HOH filing status or to figure the amount(s) of the credit(s) List those documents provided by the taxpayer, if any, that you relied on: _____ _____ _____	<input checked="" type="checkbox"/>	<input type="checkbox"/>	
6 Did you ask the taxpayer whether he/she could provide documentation to substantiate eligibility for the credit(s) and/or HOH filing status and the amount(s) of any credit(s) claimed on the return if his/her return is selected for audit?	<input checked="" type="checkbox"/>	<input type="checkbox"/>	
7 Did you ask the taxpayer if any of these credits were disallowed or reduced in a previous year? (If credits were disallowed or reduced, go to question 7a; if not, go to question 8.)	<input checked="" type="checkbox"/>	<input type="checkbox"/>	<input type="checkbox"/>
a Did you complete the required recertification Form 8862?	<input type="checkbox"/>	<input type="checkbox"/>	<input type="checkbox"/>
8 If the taxpayer is reporting self-employment income, did you ask questions to prepare a complete and correct Schedule C (Form 1040)?	<input type="checkbox"/>	<input type="checkbox"/>	<input type="checkbox"/>

Part II Due Diligence Questions for Returns Claiming EIC (If the return does not claim EIC, go to Part III.)

	Yes	No	N/A
9a Have you determined that the taxpayer is eligible to claim the EIC for the number of qualifying children claimed, or is eligible to claim the EIC without a qualifying child? (If the taxpayer is claiming the EIC and does not have a qualifying child, go to question 10.)	<input type="checkbox"/>	<input type="checkbox"/>	
b Did you ask the taxpayer if the child lived with the taxpayer for over half of the year, even if the taxpayer has supported the child the entire year?	<input type="checkbox"/>	<input type="checkbox"/>	
c Did you explain to the taxpayer the rules about claiming the EIC when a child is the qualifying child of more than one person (tiebreaker rules)?	<input type="checkbox"/>	<input type="checkbox"/>	<input type="checkbox"/>

Part III Due Diligence Questions for Returns Claiming CTC/ACTC/ODC (If the return does not claim CTC, ACTC, or ODC, go to Part IV.)

	Yes	No	N/A
10 Have you determined that each qualifying person for the CTC/ACTC/ODC is the taxpayer's dependent who is a citizen, national, or resident of the United States?	<input checked="" type="checkbox"/>	<input type="checkbox"/>	
11 Did you explain to the taxpayer that he/she may not claim the CTC/ACTC if the child has not lived with the taxpayer for over half of the year, even if the taxpayer has supported the child, unless the child's custodial parent has released a claim to exemption for the child?	<input checked="" type="checkbox"/>	<input type="checkbox"/>	<input type="checkbox"/>
12 Did you explain to the taxpayer the rules about claiming the CTC/ACTC/ODC for a child of divorced or separated parents (or parents who live apart), including any requirement to attach a Form 8332 or similar statement to the return?	<input checked="" type="checkbox"/>	<input type="checkbox"/>	<input type="checkbox"/>

Part IV Due Diligence Questions for Returns Claiming AOTC (If the return does not claim AOTC, go to Part V.)

	Yes	No
13 Did the taxpayer provide substantiation for the credit, such as a Form 1098-T and/or receipts for the qualified tuition and related expenses for the claimed AOTC?	<input type="checkbox"/>	<input type="checkbox"/>

Part V Due Diligence Questions for Claiming HOH (If the return does not claim HOH filing status, go to Part VI.)

	Yes	No
14 Have you determined that the taxpayer was unmarried or considered unmarried on the last day of the tax year and provided more than half of the cost of keeping up a home for the year for a qualifying person?	<input type="checkbox"/>	<input type="checkbox"/>

Part VI Eligibility Certification

You will have complied with all due diligence requirements for claiming the applicable credit(s) and/or HOH filing status on the return of the taxpayer identified above if you:

- A. Interview the taxpayer, ask adequate questions, contemporaneously document the taxpayer's responses on the return or in your notes, review adequate information to determine if the taxpayer is eligible to claim the credit(s) and/or HOH filing status and to figure the amount(s) of the credit(s);
- B. Complete this Form 8867 truthfully and accurately and complete the actions described in this checklist for any applicable credit(s) claimed and HOH filing status, if claimed;
- C. Submit Form 8867 in the manner required; **and**
- D. Keep all five of the following records for 3 years from the latest of the dates specified in the Form 8867 instructions under *Document Retention*.
 - 1. A copy of this Form 8867.
 - 2. The applicable worksheet(s) or your own worksheet(s) for any credit(s) claimed.
 - 3. Copies of any documents provided by the taxpayer on which you relied to determine the taxpayer's eligibility for the credit(s) and/or HOH filing status and to figure the amount(s) of the credit(s).
 - 4. A record of how, when, and from whom the information used to prepare this form and the applicable worksheet(s) was obtained.
 - 5. A record of any additional information you relied upon, including questions you asked and the taxpayer's responses, to determine the taxpayer's eligibility for the credit(s) and/or HOH filing status and to figure the amount(s) of the credit(s).

If you have not complied with all due diligence requirements, you may have to pay a penalty for each failure to comply related to a claim of an applicable credit or HOH filing status (see instructions for more information).


	Yes	No
15 Do you certify that all of the answers on this Form 8867 are, to the best of your knowledge, true, correct, and complete?	<input checked="" type="checkbox"/>	<input type="checkbox"/>

2023 NJ-1040
New Jersey Resident Income Tax Return

For Privacy Act Notification, See Instructions

1555

NJ-1040
2023
Page 1



040MP01230

Your Social Security Number (required)
330738073

Last Name, First Name, Initial (Joint Filers enter first name and middle initial of each. Enter spouse's/CU partner's last name ONLY if different.)
GELLI GNANA MANI DEEP & PENTAPATI SURYAKEERTH

Spouse's/CU Partner's SSN (if filing jointly)
863428747

County/Municipality Code (See Table page 50)
1220

Home Address (Number and Street, including apartment number)
1480 US HIGHWAY 46 APT 341A

City, Town, Post Office State ZIP Code
PARSIPPANY NJ 07054

Driver's License Number (Voluntary) (See instructions)
G24002940012861

- Federal extension filed.
- The address above is a foreign address.
- Your address has changed.
- Death certificate is enclosed.
- Do not want a paper form next year.
- I authorize the Division of Taxation to discuss my return and enclosures with my preparer.
- NJ-1040-O is enclosed.


Gubernatorial Elections Fund Note: This does not reduce your refund or increase your balance due.

Do you want to designate \$1 to the Gubernatorial Elections Fund?	You	Yes	No
If joint return, does your spouse want to designate \$1?	Spouse/CU Partner	Yes	No

Direct Deposit Information

dd1. Direct deposit indicator (1 for direct deposit, 4 for no direct deposit)	dd1.	1	
dd2. Account type (C for checking, S for savings)	dd2.	C	
dd3. Fill in the checkbox if the direct deposit is going to an account outside the United States	dd3.		
dd4. Routing number	dd4.		021200025
dd5. Account number	dd5.		7379187912





040MP02230

Name(s) as shown on Form NJ-1040

GELLI GNANA MANI DEEP & PENTAPATI SURYAK

Your Social Security Number

330738073

1555

Part-year residents, provide months/days you were a New Jersey resident during 2023:

From: To:

Fiscal year filers only:

Enter month of your year end 2 0 2 4

Filing Status

Fill in only one.

- 1. Single
 - 2. Married/CU Couple, filing joint return
 - 3. Married/CU Partner, filing separate return
 - 4. Head of Household Enter spouse's/CU partner's SSN
 - 5. Qualifying Widow(er)/Surviving CU Partner
- Indicate the year of your spouse's/CU partner's death: 2021 2022


Exemptions

Fill in the ovals that apply. You must enter a total in the boxes to the right and complete the calculation.

6. Regular	<input checked="" type="checkbox"/>	Self	<input checked="" type="checkbox"/>	Spouse/CU Partner	Domestic Partner	2	x \$1,000 =	<u>2000</u>
7. Senior 65+ (Born in 1958 or earlier)		Self		Spouse/CU Partner			x \$1,000 =	_____
8. Blind/Disabled		Self		Spouse/CU Partner			x \$1,000 =	_____
9. Veteran		Self		Spouse/CU Partner			x \$6,000 =	_____
10. Qualified Dependent Children						1	x \$1,500 =	<u>1500</u>
11. Other Dependents							x \$1,500 =	_____
12. Dependents Attending Colleges (See instructions)							x \$1,000 =	_____
13. Total Exemption Amount (Add totals from the lines at 6 through 12)							13.	<u>3500</u> .

14. Dependent Information. Provide the following information for each dependent.

	Last Name, First Name, Middle Initial	Social Security Number	Birth Year	No Health Insurance
a.	<u>GELLI, AADVIK</u>	<u>286655107</u>	<u>2022</u>	
b.	_____			
c.	_____			
d.	_____			



040MP03230

Name(s) as shown on Form NJ-1040

GELLI GNANA MANI DEEP & PENTAPATI SURYAKE

Your Social Security Number

330738073

1555

15. Wages, salaries, tips, and other employee compensation (State wages from Box 16 of enclosed W-2(s)) (See instructions)	15.	197517	.
16a. Taxable interest income (Enclose federal Schedule B if over \$1,500) (See instructions)	16a.	361	.
16b. Tax-exempt interest income (Enclose Schedule) (See instructions) Do not include on line 16a	16b.	.	.
17. Dividends	17.	4	.
18. Net profits from business (Schedule NJ-BUS-1, Part I, line 4) (Enclose federal Schedule C)	18.	.	.
19. Net gains or income from disposition of property (Schedule NJ-DOP, line 4)	19.	1244	.
20a. Taxable pensions, annuities, and IRA distributions/withdrawals (See instructions)	20a.	.	.
20b. Excludable pension, annuity, and IRA distributions/withdrawals	20b.	.	.
21. Distributive Share of Partnership Income (Schedule NJ-BUS-1, Part II, line 4) (Enclose Schedule NJK-1 or federal Schedule K-1)	21.	.	.
22. Net pro rata share of S Corporation Income (Schedule NJ-BUS-1, Part III, line 4) (Enclose Schedule NJ-K-1 or federal Schedule K-1)	22.	.	.
23. Net gains or income from rents, royalties, patents, and copyrights (Schedule NJ-BUS-1, Part IV, line 4)	23.	.	.
24. Net gambling winnings (See instructions)	24.	.	.
25. Alimony and separate maintenance payments received	25.	.	.
26. Other (Enclose documents) (See instructions)	26.	2	.
27. Total Income (Add lines 15, 16a, 17 through 20a, and 21 through 26)	27.	199128	.
28a. Pension/Retirement Exclusion (See instructions)	28a.	.	.
28b. Other Retirement Income Exclusion (See Worksheet D and instructions pages 19-20)	28b.	.	.
28c. Total Exclusion Amount (Add lines 28a and 28b)	28c.	.	.
29. New Jersey Gross Income (Subtract line 28c from line 27) (See instructions)	29.	199128	.
30. Exemption Amount (Enter amount from line 13. Part-year residents see instr.)	30.	3500	.
31. Medical Expenses (See Worksheet F and instructions)	31.	.	.
32. Alimony and separate maintenance payments (See instructions)	32.	.	.
33. Qualified Conservation Contribution	33.	.	.
34. Health Enterprise Zone Deduction	34.	.	.
35. Alternative Business Calculation Adjustment (Schedule NJ-BUS-2, line 11)	35.	0	.
36. Organ/Bone Marrow Donation Deduction (See instructions)	36.	.	.
37a. NJBEST Deduction	37a.	.	.
37b. NJCLASS Deduction	37b.	.	.
37c. NJ Higher Ed. Tuition Deduction	37c.	.	.
38. Total Exemptions and Deductions (Add lines 30 through 37c)	38.	3500	.
39. Taxable Income (Subtract line 38 from line 29)	39.	195628	.
40a. Total Property Taxes (18% of Rent) Paid (See instructions page 25)	40a.	.	.
40b. Indicate your residency status during 2023 (fill in only one)			
	Homeowner	Tenant	Both
41. Property Tax Deduction (From Worksheet H) (See instructions)	41.	.	.
42. New Jersey Taxable Income (Subtract line 41 from line 39)	42.	195628	.
43. Tax on amount on line 42 (Tax Table page 52)	43.	8419	.
44. Credit For Income Taxes Paid to Other Jurisdictions (Enclose Schedule NJ-COJ) (See instructions)	44.	.	.
Enter Code			
45. Balance of Tax (Subtract line 44 from line 43)	45.	8419	.
46. Sheltered Workshop Tax Credit	46.	.	.
47. Gold Star Family Counseling Credit (See instructions)	47.	.	.
48. Credit for Employer of Organ/Bone Marrow Donor (See instructions)	48.	.	.
49. Total Credits (Add lines 46 through 48)	49.	.	.
50. Balance of Tax After Credits (Subtract line 49 from line 45) If zero or less, make no entry	50.	8419	.
51. Use Tax Due on Internet, Mail-Order, or Other Out-of-State Purchases (See instructions) If no Use Tax, enter 0	51.	0	.
52. Interest on Underpayment of Estimated Tax	52.	.	.
Fill in if Form NJ-2210 is enclosed			
53a. Fill in if anyone in your tax household does not currently have health insurance. (Enclose NJ-EZ Enroll form) (See instructions)	53a.	.	.



Name(s) as shown on Form NJ-1040
GELLI GNANA MANI DEEP & PENTAPATI SURYAKE

Your Social Security Number
330738073 **1555**

53b. If you indicated at line 53a that someone in your tax household does not have health insurance, fill in to allow Get Covered New Jersey to assist with obtaining coverage (See instructions)		53b.	
53c. Shared Responsibility Payment (See instructions) REQUIRED Enclose Schedule NJ-HCC and fill in <input checked="" type="checkbox"/>		53c.	0 .
54. Total Tax Due (Add lines 50 through 53c)		54.	8419 .
55. Total NJ Income Tax Withheld (Enclose Forms W-2 and 1099) (Part-year residents, see instructions)		55.	9290 .
56. Property Tax Credit (See instructions page 24)		56.	. .
57. New Jersey Estimated Tax Payments/Credit from 2022 tax return		57.	. .
58. New Jersey Earned Income Tax Credit (See instructions) Fill in if you had the IRS calculate your federal earned income credit Fill in if you are a CU couple claiming the NJ Earned Income Tax Credit		58.	. .
59. Excess New Jersey UI/WF/SWF Withheld (Enclose Form NJ-2450) (See instructions)		59.	118 .
60. Excess New Jersey Disability Insurance Withheld (Enclose Form NJ-2450) (See instructions)		60.	. .
61. Excess New Jersey Family Leave Insurance Withheld (Enclose Form NJ-2450) (See instructions)		61.	. .
62. Wounded Warrior Caregivers Credit (See instructions)		62.	. .
63. Pass-Through Business Alternative Income Tax Credit (See instructions)		63.	. .
64. Child and Dependent Care Credit (See instructions) Fill in if you are a CU couple claiming the Child and Dependent Care Credit		64.	. .
65. New Jersey Child Tax Credit (See instructions) Number of dependents age 5 or younger on 12/31/2023		65.	. .
66. Total Withholdings, Credits, and Payments (Add lines 55 through 65)		66.	9408 .
67. If line 66 is less than line 54, you have tax due. Subtract line 66 from line 54 and enter the amount you owe If you owe tax, you can still make a donation on lines 70 through 77.		67.	. .
68. If the total on line 66 is more than line 54, you have an overpayment. Subtract line 54 from line 66 and enter the overpayment		68.	989 .
69. Amount from line 68 you want to credit to your 2024 tax		69.	. .
70. Contribution to N.J. Endangered Wildlife Fund		70.	. .
71. Contribution to N.J. Children's Trust Fund to Prevent Child Abuse		71.	. .
72. Contribution to N.J. Vietnam Veterans' Memorial Fund		72.	. .
73. Contribution to N.J. Breast Cancer Research Fund		73.	. .
74. Contribution to U.S.S. New Jersey Educational Museum Fund		74.	. .
75. Other Designated Contribution (See instructions) Enter Code		75.	. .
76. Other Designated Contribution (See instructions) Enter Code		76.	. .
77. Other Designated Contribution (See instructions) Enter Code		77.	. .
78. Total Adjustments to Tax Due/Overpayment amount (Add lines 69 through 77)		78.	. .
79. Balance due (If line 67 is more than zero, add line 67 and line 78)		79.	. .
80. Refund amount (If line 68 is more than zero, subtract line 78 from line 68)		80.	989 .

Under penalties of perjury, I declare that I have examined this Income Tax return, including accompanying schedules and statements, and to the best of my knowledge and belief, it is true, correct, and complete. If prepared by a person other than the taxpayer, this declaration is based on all information of which the preparer has any knowledge.

Your Signature	Date	Spouse's/CU Partner's Signature (required if filing jointly)	Date
Paid Preparer's Signature		Federal Identification Number	

VENKATA SAI PAVAN KUMAR DUDIPALLI **P02470833**

Firm's Name	Firm's Federal Employer Identification Number
GLOBAL TAXES LLC	88-2145487

Tax Due Address

Enclose payment along with the NJ-1040-V payment voucher and tax return. Use the labels provided with the envelope and mail to:

State of New Jersey
Division of Taxation
Revenue Processing Center - Payments
PO Box 111
Trenton, NJ 08645-0111

Include Social Security number and make check or money order payable to:
State of New Jersey - TGI

You can also make a payment on our website:
nj.gov/taxation

Refund or No Tax Due Address

Use the labels provided with the envelope and mail to:

New Jersey Division of Taxation
Revenue Processing Center - Refunds
PO Box 555
Trenton, NJ 08647-0555

Schedule NJ-DOP

Net Gains or Income From Disposition of Property

2023

List the net gains or income, less net loss, derived from the sale, exchange, or other disposition of property including real or personal whether tangible or intangible as reported on federal Schedule D.						
	(a)	(b)	(c)	(d)	(e)	(f)
1.	Kind of property and description	Date acquired (mm/dd/yyyy)	Date sold (mm/dd/yyyy)	Gross sales price	Cost or other basis as adjusted (see instructions) and expense of sale	Gain or (loss) (d minus e)
	ROBINHOOD SECURITIES LLC	01/01/2023	12/31/2023	7,171.	5,935.	1,236.
	ROBINHOOD SECURITIES LLC	01/01/2022	12/31/2023	68.	60.	8.
2.	Capital Gains Distributions					
3.	Other Net Gains.....					
4.	Net Gains (Add lines 1, 2, and 3.) (Enter here and on line 19. If loss, enter zero here and make no entry on line 19.).....					1,244.

Schedule NJ-WWC

Wounded Warrior Caregivers Credit

2023

<p>Did you provide care for a relative who was a qualifying armed services member (see instructions)? <input type="radio"/> Yes <input type="radio"/> No</p> <p>If "Yes," enter the name and Social Security number of the qualifying service member.</p> <p style="text-align: center;">_____ - _____</p> <p>Last Name, First Name, Initial Social Security number</p> <p>Enter your relationship to the qualifying service member.</p> <p>_____</p> <p>If "No," you are not eligible for a Wounded Warrior Caregivers Credit. Make no entry on line 62, NJ-1040.</p>			
1.	Enter the federal disability compensation of the armed services member	1.	
2.	Maximum credit allowed	2.	675 00
3.	Enter the lesser of line 1 or line 2	3.	
4.	<p>Were you the only caregiver for this service member during the tax year?</p> <p><input type="radio"/> Yes <input type="radio"/> No</p> <p>If "No," enter your share (percentage) of the total care expenses for the year.</p>	4.	%
5.	<p>If you answered "Yes" at line 4, enter the amount from line 3 here and on line 62, NJ-1040.</p> <p>If you answered "No" at line 4, multiply the amount on line 3 by the percentage on line 4. Enter the result here and on line 62, NJ-1040</p>	5.	

Keep a copy of this schedule for your records

Name(s) as shown on Form NJ-1040	Social Security Number
----------------------------------	------------------------

**Employee's Claim for Credit For Excess UI/WF/SWF,
Disability Insurance, and/or Family Leave
Insurance Contributions for Calendar Year 2023**

Form NJ-2450 2023

To claim this credit, you must complete the items below using the information from your W-2 forms. Enclose this form and the W-2s with your New Jersey State Income Tax return. Any items not substantiated by a W-2 or any information that is incomplete will cause the claim to be rejected. The amount withheld for unemployment insurance/workforce development partnership fund/supplemental workforce fund, disability insurance, and family leave insurance must be reported separately on all W-2 statements.

Note on Joint NJ-1040 return: Each spouse/CU partner must file a separate Form NJ-2450 when claiming a refund for excess contributions.

Claimant Name: PENTAPATI SURYAKEERTHI Claimant SSN: 863-42-8747
 Address: 1480 US HIGHWAY 46 APT 341A
 City: PARSIPPANY State: NJ ZIP Code: 07054

Take All Information From Your W-2 Forms. If the amount deducted by any one employer exceeds the maximum for either UI/WF/SWF, disability insurance, or family leave insurance, enter the maximum in the appropriate column(s) and contact that employer for a refund of the balance of the deduction.	Column A UI/WF/SWF Deducted	Column B Disability Insurance Deducted	Column C Family Leave Insurance Deducted
1A. Employer's Name <u>SAIANA TECHNOLOGIES INC</u> Fed. Emp. I.D.# <u>20-4863089</u> Private Plan#: _____ Wages: <u>72,188.</u>	174.68		43.00
B Employer's Name <u>CIRQUETECH GROUP INC</u> Fed. Emp. I.D.# <u>83-2249423</u> Private Plan#: _____ Wages: <u>27,776.</u>	118.00		17.00
C. Employer's Name _____ Fed. Emp. I.D.# _____ Private Plan#: _____ Wages: _____			
D. Employer's Name _____ Fed. Emp. I.D.# _____ Private Plan#: _____ Wages: _____			
E. Employer's Name _____ Fed. Emp. I.D.# _____ Private Plan#: _____ Wages: _____			
F. *If additional space is required, enclose a rider and enter the total on this line.			
2. Total Deducted. Add lines 1A through 1F. Enter here.	292.68		60.00
3. Correct UI/WF/SWF, Disability Insurance, and/or Family Leave Deductions.	174.68		94.08
4. Subtract line 3 column A from line 2 column A. Enter on line 59 of the NJ-1040.	118.		
5. Subtract line 3 column B from line 2 column B. There were no employee disability insurance contributions required for 2023. If an employer withheld contributions, contact that employer for a refund. (See instructions).			
6. Subtract line 3 column C from line 2 column C. Enter on line 61 of the NJ-1040.			

I hereby apply for a credit for worker contributions deducted in excess of \$174.68 for NJ UI/WF/SWF and/or in excess of \$94.08 for NJ Family Leave Insurance deductions by reason of having received wages from two or more employers during the above calendar year and hereby submit the following statement of wages and deductions.

Claimant's Signature: _____ Date: _____

REQUIRED

If your income on line 29 is above the filing threshold, you **must** submit this schedule with your return.

Name(s) as shown on Form NJ-1040 GELLI GNANA MANI DEEP & PENTAPATI SURYAKEERTHI	Social Security Number 330-73-8073
------------------------------------------------------------------------------------	---------------------------------------

Schedule NJ-HCC

Health Care Coverage

2023

If your income on line 29 is at or below the filing threshold (see instructions), do not complete this schedule.

Part I

Did you and, if applicable, all members of your tax household, have minimum essential health coverage for every month in 2023? (See instructions for line 53c, NJ-1040.) Part-year residents include only months as a New Jersey resident.

- Yes. You do not owe a shared responsibility payment. Fill in the oval at line 53c, NJ-1040, and enclose this schedule with your return.
- No. Continue to Part II.

If you or any member of your tax household does not **currently** have minimum essential health coverage, also complete the NJ-EZ Enroll form. (See instructions for lines 53a and 53b, NJ-1040.)

Part II

Enter the name and Social Security number for each member of your tax household. Check the box for every month each person had minimum essential health coverage or qualified for an exemption (part-year residents include only months as a New Jersey resident). If an individual qualified for an exemption, enter the exemption number. (See instructions for line 53c, NJ-1040.) If an individual has more than one exemption number, check the box. If you need more space, enclose a statement listing any additional individuals.

		Jan	Feb	Mar	Apr	May	Jun	Jul	Aug	Sep	Oct	Nov	Dec
Name	Social Security Number												
Exemption number:	<input type="text"/>	Check box if this individual has more than one exemption number <input type="checkbox"/>											

		Jan	Feb	Mar	Apr	May	Jun	Jul	Aug	Sep	Oct	Nov	Dec
Name	Social Security Number												
Exemption number:	<input type="text"/>	Check box if this individual has more than one exemption number <input type="checkbox"/>											

		Jan	Feb	Mar	Apr	May	Jun	Jul	Aug	Sep	Oct	Nov	Dec
Name	Social Security Number												
Exemption number:	<input type="text"/>	Check box if this individual has more than one exemption number <input type="checkbox"/>											

		Jan	Feb	Mar	Apr	May	Jun	Jul	Aug	Sep	Oct	Nov	Dec
Name	Social Security Number												
Exemption number:	<input type="text"/>	Check box if this individual has more than one exemption number <input type="checkbox"/>											

		Jan	Feb	Mar	Apr	May	Jun	Jul	Aug	Sep	Oct	Nov	Dec
Name	Social Security Number												
Exemption number:	<input type="text"/>	Check box if this individual has more than one exemption number <input type="checkbox"/>											

Other Income Statement
NJ-1040 or NJ-1040NR, line 26

2023

Name <u>GELLI GNANA MANI DEEP & PENTAPATI SURYAKEERTHI</u>	Social Security No. <u>330-73-8073</u>
-------------------------------------------------------------------	-------------------------------------------

	Income from all sources	Income attributed to New Jersey (part-year resident or non-resident only)
1 Prizes and awards (enter source): _____ _____ _____		
2 Income in respect of a decedent (Enter name and social security number of the deceased): _____ _____ _____		
3 Income from estates and trusts: _____ _____ _____		
4 Scholarships and fellowships (Enter name and identification number of grantor): _____ _____ _____		
5 Alternative Trade Adjustment Assistance payments: _____ _____ _____		
6 Residential rental value or allowance paid by employer (enter name and identification number): _____ _____ _____		
7 Jury duty pay		
8 Bartering income		
9 Other income on Form 1099-K (payment network transactions) . .		
10 Substitute payments		
11 Income from REMICS		
12 Reimbursement for deducted medical expenses		
13 Recoveries of bad debts		
14 Income from the rental of personal property		
15 Income from "not for profit" activities (hobbies):		
16 Other: <u>COIN BASE</u> _____ _____	2.	
17 Total Enter on line 26 of NJ-1040 or NJ-1040NR	2.	

Additional Information From 2023 New Jersey Tax Return

Form NJ-1040: Income Tax Resident Return

Other Contributions

Continuation Statement

NatureOfPrizeSource	Amount
COIN BASE	2