

IRS e-file Signature Authorization

▶ ERO must obtain and retain completed Form 8879.
▶ Go to www.irs.gov/Form8879 for the latest information.

Submission Identification Number (SID) ▶

Taxpayer's name JANAKIRAM MUNDRATHI	Social security number 349-25-7944
Spouse's name	Spouse's social security number

Part I Tax Return Information – Tax Year Ending December 31, 2023 (Enter year you are authorizing.)

Enter whole dollars only on lines 1 through 5.

Note: Form 1040-SS filers use line 4 only. Leave lines 1, 2, 3, and 5 blank.

1	Adjusted gross income	1	72,095.
2	Total tax	2	7,160.
3	Federal income tax withheld from Form(s) W-2 and Form(s) 1099	3	12,806.
4	Amount you want refunded to you	4	5,646.
5	Amount you owe	5	

Part II Taxpayer Declaration and Signature Authorization (Be sure you get and keep a copy of your return)

Under penalties of perjury, I declare that I have examined a copy of the income tax return (original or amended) I am now authorizing, and to the best of my knowledge and belief, it is true, correct, and complete. I further declare that the amounts in Part I above are the amounts from the income tax return (original or amended) I am now authorizing. I consent to allow my intermediate service provider, transmitter, or electronic return originator (ERO) to send my return to the IRS and to receive from the IRS (a) an acknowledgement of receipt or reason for rejection of the transmission, (b) the reason for any delay in processing the return or refund, and (c) the date of any refund. If applicable, I authorize the U.S. Treasury and its designated Financial Agent to initiate an ACH electronic funds withdrawal (direct debit) entry to the financial institution account indicated in the tax preparation software for payment of my federal taxes owed on this return and/or a payment of estimated tax, and the financial institution to debit the entry to this account. This authorization is to remain in full force and effect until I notify the U.S. Treasury Financial Agent to terminate the authorization. To revoke (cancel) a payment, I must contact the U.S. Treasury Financial Agent at 1-888-353-4537. Payment cancellation requests must be received no later than 2 business days prior to the payment (settlement) date. I also authorize the financial institutions involved in the processing of the electronic payment of taxes to receive confidential information necessary to answer inquiries and resolve issues related to the payment. I further acknowledge that the personal identification number (PIN) below is my signature for the income tax return (original or amended) I am now authorizing and, if applicable, my Electronic Funds Withdrawal Consent.

Taxpayer's PIN: check one box only

- I authorize GLOBAL TAXES LLC to enter or generate my PIN

5	7	9	4	4
---	---	---	---	---

 as my signature on the income tax return (original or amended) I am now authorizing.
ERO firm name
Enter five digits, but don't enter all zeros
- I will enter my PIN as my signature on the income tax return (original or amended) I am now authorizing. Check this box **only** if you are entering your own PIN **and** your return is filed using the Practitioner PIN method. The ERO must complete Part III below.

Your signature ▶ _____ Date ▶ _____

Spouse's PIN: check one box only

- I authorize _____ to enter or generate my PIN

--	--	--	--	--

 as my signature on the income tax return (original or amended) I am now authorizing.
ERO firm name
Enter five digits, but don't enter all zeros
- I will enter my PIN as my signature on the income tax return (original or amended) I am now authorizing. Check this box **only** if you are entering your own PIN **and** your return is filed using the Practitioner PIN method. The ERO must complete Part III below.

Spouse's signature ▶ _____ Date ▶ _____

Practitioner PIN Method Returns Only—continue below

Part III Certification and Authentication – Practitioner PIN Method Only

ERO's EFIN/PIN. Enter your six-digit EFIN followed by your five-digit self-selected PIN.

2	2	2	4	9	6	6	1	9	8	9
---	---	---	---	---	---	---	---	---	---	---

Don't enter all zeros

I certify that the above numeric entry is my PIN, which is my signature for the electronic individual income tax return (original or amended) I am now authorized to file for tax year indicated above for the taxpayer(s) indicated above. I confirm that I am submitting this return in accordance with the requirements of the Practitioner PIN method and **Pub. 1345**, Handbook for Authorized IRS e-file Providers of Individual Income Tax Returns.

ERO's signature ▶ _____ Date ▶ _____

ERO Must Retain This Form – See Instructions
Don't Submit This Form to the IRS Unless Requested To Do So

For the year Jan. 1–Dec. 31, 2023, or other tax year beginning _____, 2023, ending _____, 20 _____ See separate instructions.

Your first name and middle initial JANAKIRAM	Last name MUNDRATHI	Your social security number 349 25 7944
If joint return, spouse's first name and middle initial	Last name	Spouse's social security number

Home address (number and street). If you have a P.O. box, see instructions. 3560 FLORA VISTA AVE		Apt. no. 322	Presidential Election Campaign Check here if you, or your spouse if filing jointly, want \$3 to go to this fund. Checking a box below will not change your tax or refund. <input type="checkbox"/> You <input type="checkbox"/> Spouse
City, town, or post office. If you have a foreign address, also complete spaces below. SANTA CLARA	State CA	ZIP code 95051	
Foreign country name	Foreign province/state/county	Foreign postal code	

Filing Status Single Head of household (HOH)

Check only one box. Married filing jointly (even if only one had income) Qualifying surviving spouse (QSS)

Married filing separately (MFS) Spouse

If you checked the MFS box, enter the name of your spouse. If you checked the HOH or QSS box, enter the child's name if the qualifying person is a child but not your dependent: _____

Digital Assets At any time during 2023, did you: (a) receive (as a reward, award, or payment for property or services); or (b) sell, exchange, or otherwise dispose of a digital asset (or a financial interest in a digital asset)? (See instructions.) Yes No

Standard Deduction **Someone can claim:** You as a dependent Your spouse as a dependent Spouse itemizes on a separate return or you were a dual-status alien

Age/Blindness You: Were born before January 2, 1959 Are blind Spouse: Was born before January 2, 1959 Is blind

Dependents (see instructions): If more than four dependents, see instructions and check here <input type="checkbox"/>	(1) First name	Last name	(2) Social security number	(3) Relationship to you	(4) Check the box if qualifies for (see instructions): Child tax credit	Credit for other dependents
						<input type="checkbox"/>
					<input type="checkbox"/>	<input type="checkbox"/>
					<input type="checkbox"/>	<input type="checkbox"/>
					<input type="checkbox"/>	<input type="checkbox"/>

Income	1a Total amount from Form(s) W-2, box 1 (see instructions)	1a	94,851.
Attach Form(s) W-2 here. Also attach Forms W-2G and 1099-R if tax was withheld. If you did not get a Form W-2, see instructions.	b Household employee wages not reported on Form(s) W-2	1b	
	c Tip income not reported on line 1a (see instructions)	1c	
	d Medicaid waiver payments not reported on Form(s) W-2 (see instructions)	1d	
	e Taxable dependent care benefits from Form 2441, line 26	1e	
	f Employer-provided adoption benefits from Form 8839, line 29	1f	
	g Wages from Form 8919, line 6	1g	
	h Other earned income (see instructions)	1h	0.
	i Nontaxable combat pay election (see instructions) 1i		
	z Add lines 1a through 1h	1z	94,851.

Standard Deduction for— • Single or Married filing separately, \$13,850 • Married filing jointly or Qualifying surviving spouse, \$27,700 • Head of household, \$20,800 • If you checked any box under Standard Deduction, see instructions.	2a Tax-exempt interest	2a	b Taxable interest	2b
	3a Qualified dividends	3a	b Ordinary dividends	3b
	4a IRA distributions	4a	b Taxable amount	4b
	5a Pensions and annuities	5a	b Taxable amount	5b
	6a Social security benefits	6a	b Taxable amount	6b
	c If you elect to use the lump-sum election method, check here (see instructions) <input type="checkbox"/>			
	7 Capital gain or (loss). Attach Schedule D if required. If not required, check here <input type="checkbox"/>		7	
	8 Additional income from Schedule 1, line 10		8	-22,756.
	9 Add lines 1z, 2b, 3b, 4b, 5b, 6b, 7, and 8. This is your total income		9	72,095.
	10 Adjustments to income from Schedule 1, line 26		10	
	11 Subtract line 10 from line 9. This is your adjusted gross income		11	72,095.
	12 Standard deduction or itemized deductions (from Schedule A)		12	13,850.
	13 Qualified business income deduction from Form 8995 or Form 8995-A		13	
	14 Add lines 12 and 13		14	13,850.
	15 Subtract line 14 from line 11. If zero or less, enter -0-. This is your taxable income		15	58,245.

Tax and Credits	16	Tax (see instructions). Check if any from Form(s): 1 <input type="checkbox"/> 8814 2 <input type="checkbox"/> 4972 3 <input type="checkbox"/> _____	16	8,117.
	17	Amount from Schedule 2, line 3	17	
	18	Add lines 16 and 17	18	8,117.
	19	Child tax credit or credit for other dependents from Schedule 8812	19	
	20	Amount from Schedule 3, line 8	20	957.
	21	Add lines 19 and 20	21	957.
	22	Subtract line 21 from line 18. If zero or less, enter -0-	22	7,160.
	23	Other taxes, including self-employment tax, from Schedule 2, line 21	23	0.
	24	Add lines 22 and 23. This is your total tax	24	7,160.

Payments	25	Federal income tax withheld from:		
	a	Form(s) W-2	25a	12,806.
	b	Form(s) 1099	25b	
	c	Other forms (see instructions)	25c	
	d	Add lines 25a through 25c	25d	12,806.
	26	2023 estimated tax payments and amount applied from 2022 return	26	
	27	Earned income credit (EIC)	27	
	28	Additional child tax credit from Schedule 8812	28	
	29	American opportunity credit from Form 8863, line 8	29	
	30	Reserved for future use	30	
	31	Amount from Schedule 3, line 15	31	
	32	Add lines 27, 28, 29, and 31. These are your total other payments and refundable credits	32	
	33	Add lines 25d, 26, and 32. These are your total payments	33	12,806.

Refund	34	If line 33 is more than line 24, subtract line 24 from line 33. This is the amount you overpaid	34	5,646.
	35a	Amount of line 34 you want refunded to you . If Form 8888 is attached, check here <input type="checkbox"/>	35a	5,646.
Direct deposit? See instructions.	b	Routing number 3 2 2 2 7 1 6 2 7	c Type:	<input checked="" type="checkbox"/> Checking <input type="checkbox"/> Savings
	d	Account number 7 8 8 9 0 6 6 3 9		
	36	Amount of line 34 you want applied to your 2024 estimated tax	36	

Amount You Owe	37	Subtract line 33 from line 24. This is the amount you owe . For details on how to pay, go to www.irs.gov/Payments or see instructions	37	
	38	Estimated tax penalty (see instructions)	38	

Third Party Designee Do you want to allow another person to discuss this return with the IRS? See instructions **Yes.** Complete below. **No**

Designee's name _____ Phone no. _____ Personal identification number (PIN) _____

Sign Here Under penalties of perjury, I declare that I have examined this return and accompanying schedules and statements, and to the best of my knowledge and belief, they are true, correct, and complete. Declaration of preparer (other than taxpayer) is based on all information of which preparer has any knowledge.

Your signature	Date	Your occupation SOFTWARE CONSULTANT	If the IRS sent you an Identity Protection PIN, enter it here (see inst.)
Spouse's signature. If a joint return, both must sign.	Date	Spouse's occupation	If the IRS sent your spouse an Identity Protection PIN, enter it here (see inst.)
Phone no. (510) 598-9071	Email address JOHNNY.RAM91@HOTMAIL.COM		

Paid Preparer Use Only

Preparer's name VENKATA SAI PAVAN KUMAR DUDIPALLI	Preparer's signature VENKATA SAI PAVAN KUMAR DUDIPALLI	Date	PTIN P02470833	Check if: <input type="checkbox"/> Self-employed
Firm's name GLOBAL TAXES LLC	Firm's address 245 ROONEY CT E BRUNSWICK NJ 08816		Phone no. (678) 965-9522	Firm's EIN 88-2145487

**SCHEDULE 1
(Form 1040)**

Department of the Treasury
Internal Revenue Service

Additional Income and Adjustments to Income

Attach to Form 1040, 1040-SR, or 1040-NR.

Go to www.irs.gov/Form1040 for instructions and the latest information.

OMB No. 1545-0074

2023

Attachment
Sequence No. **01**

Name(s) shown on Form 1040, 1040-SR, or 1040-NR

JANAKIRAM MUNDRATHI

Your social security number

349-25-7944

Part I Additional Income

1	Taxable refunds, credits, or offsets of state and local income taxes		1	
2a	Alimony received		2a	
b	Date of original divorce or separation agreement (see instructions): _____			
3	Business income or (loss). Attach Schedule C		3	
4	Other gains or (losses). Attach Form 4797		4	
5	Rental real estate, royalties, partnerships, S corporations, trusts, etc. Attach Schedule E		5	-22,756.
6	Farm income or (loss). Attach Schedule F		6	
7	Unemployment compensation		7	
8	Other income:			
a	Net operating loss	8a ()		
b	Gambling	8b		
c	Cancellation of debt	8c		
d	Foreign earned income exclusion from Form 2555	8d ()		
e	Income from Form 8853	8e		
f	Income from Form 8889	8f		
g	Alaska Permanent Fund dividends	8g		
h	Jury duty pay	8h		
i	Prizes and awards	8i		
j	Activity not engaged in for profit income	8j		
k	Stock options	8k		
l	Income from the rental of personal property if you engaged in the rental for profit but were not in the business of renting such property	8l		
m	Olympic and Paralympic medals and USOC prize money (see instructions)	8m		
n	Section 951(a) inclusion (see instructions)	8n		
o	Section 951A(a) inclusion (see instructions)	8o		
p	Section 461(l) excess business loss adjustment	8p		
q	Taxable distributions from an ABL account (see instructions)	8q		
r	Scholarship and fellowship grants not reported on Form W-2	8r		
s	Nontaxable amount of Medicaid waiver payments included on Form 1040, line 1a or 1d	8s ()		
t	Pension or annuity from a nonqualified deferred compensation plan or a nongovernmental section 457 plan	8t		
u	Wages earned while incarcerated	8u		
z	Other income. List type and amount: _____	8z		
9	Total other income. Add lines 8a through 8z		9	
10	Combine lines 1 through 7 and 9. This is your additional income . Enter here and on Form 1040, 1040-SR, or 1040-NR, line 8		10	-22,756.

For Paperwork Reduction Act Notice, see your tax return instructions.

Schedule 1 (Form 1040) 2023

Part II Adjustments to Income

11	Educator expenses		11
12	Certain business expenses of reservists, performing artists, and fee-basis government officials. Attach Form 2106		12
13	Health savings account deduction. Attach Form 8889		13
14	Moving expenses for members of the Armed Forces. Attach Form 3903		14
15	Deductible part of self-employment tax. Attach Schedule SE		15
16	Self-employed SEP, SIMPLE, and qualified plans		16
17	Self-employed health insurance deduction		17
18	Penalty on early withdrawal of savings		18
19a	Alimony paid		19a
b	Recipient's SSN		
c	Date of original divorce or separation agreement (see instructions): _____		
20	IRA deduction		20
21	Student loan interest deduction		21
22	Reserved for future use		22
23	Archer MSA deduction		23
24	Other adjustments:		
a	Jury duty pay (see instructions)	24a	
b	Deductible expenses related to income reported on line 8l from the rental of personal property engaged in for profit	24b	
c	Nontaxable amount of the value of Olympic and Paralympic medals and USOC prize money reported on line 8m	24c	
d	Reforestation amortization and expenses	24d	
e	Repayment of supplemental unemployment benefits under the Trade Act of 1974	24e	
f	Contributions to section 501(c)(18)(D) pension plans	24f	
g	Contributions by certain chaplains to section 403(b) plans	24g	
h	Attorney fees and court costs for actions involving certain unlawful discrimination claims (see instructions)	24h	
i	Attorney fees and court costs you paid in connection with an award from the IRS for information you provided that helped the IRS detect tax law violations	24i	
j	Housing deduction from Form 2555	24j	
k	Excess deductions of section 67(e) expenses from Schedule K-1 (Form 1041)	24k	
z	Other adjustments. List type and amount: _____	24z	
25	Total other adjustments. Add lines 24a through 24z		25
26	Add lines 11 through 23 and 25. These are your adjustments to income . Enter here and on Form 1040, 1040-SR, or 1040-NR, line 10		26

**SCHEDULE 3
(Form 1040)**

Department of the Treasury
Internal Revenue Service

Additional Credits and Payments

Attach to Form 1040, 1040-SR, or 1040-NR.
Go to www.irs.gov/Form1040 for instructions and the latest information.

OMB No. 1545-0074

2023
Attachment
Sequence No. **03**

Name(s) shown on Form 1040, 1040-SR, or 1040-NR
JANAKIRAM MUNDRATHI

Your social security number
349-25-7944

Part I Nonrefundable Credits

1	Foreign tax credit. Attach Form 1116 if required	1	
2	Credit for child and dependent care expenses from Form 2441, line 11. Attach Form 2441	2	
3	Education credits from Form 8863, line 19	3	957.
4	Retirement savings contributions credit. Attach Form 8880	4	
5a	Residential clean energy credit from Form 5695, line 15	5a	
b	Energy efficient home improvement credit from Form 5695, line 32	5b	
6	Other nonrefundable credits:		
a	General business credit. Attach Form 3800	6a	
b	Credit for prior year minimum tax. Attach Form 8801	6b	
c	Adoption credit. Attach Form 8839	6c	
d	Credit for the elderly or disabled. Attach Schedule R	6d	
e	Reserved for future use	6e	
f	Clean vehicle credit. Attach Form 8936	6f	
g	Mortgage interest credit. Attach Form 8396	6g	
h	District of Columbia first-time homebuyer credit. Attach Form 8859	6h	
i	Qualified electric vehicle credit. Attach Form 8834	6i	
j	Alternative fuel vehicle refueling property credit. Attach Form 8911	6j	
k	Credit to holders of tax credit bonds. Attach Form 8912	6k	
l	Amount on Form 8978, line 14. See instructions	6l	
m	Credit for previously owned clean vehicles. Attach Form 8936	6m	
z	Other nonrefundable credits. List type and amount: _____ _____	6z	
7	Total other nonrefundable credits. Add lines 6a through 6z	7	
8	Add lines 1 through 4, 5a, 5b, and 7. Enter here and on Form 1040, 1040-SR, or 1040-NR, line 20	8	957.

(continued on page 2)

Part II Other Payments and Refundable Credits

9	Net premium tax credit. Attach Form 8962		9	
10	Amount paid with request for extension to file (see instructions)		10	
11	Excess social security and tier 1 RRTA tax withheld		11	
12	Credit for federal tax on fuels. Attach Form 4136		12	
13	Other payments or refundable credits:			
a	Form 2439	13a		
b	Credit for repayment of amounts included in income from earlier years	13b		
c	Elective payment election amount from Form 3800, Part III, line 6, column (i)	13c		
d	Deferred amount of net 965 tax liability (see instructions)	13d		
z	Other payments or refundable credits. List type and amount: _____	13z		
14	Total other payments or refundable credits. Add lines 13a through 13z		14	
15	Add lines 9 through 12 and 14. Enter here and on Form 1040, 1040-SR, or 1040-NR, line 31		15	

**SCHEDULE E
(Form 1040)**

Department of the Treasury
Internal Revenue Service

Supplemental Income and Loss

(From rental real estate, royalties, partnerships, S corporations, estates, trusts, REMICs, etc.)

Attach to Form 1040, 1040-SR, 1040-NR, or 1041.
Go to www.irs.gov/ScheduleE for instructions and the latest information.

OMB No. 1545-0074

2023
Attachment
Sequence No. **13**

Name(s) shown on return

JANAKIRAM MUNDRATHI

Your social security number

349-25-7944

Part I Income or Loss From Rental Real Estate and Royalties

Note: If you are in the business of renting personal property, use **Schedule C**. See instructions. If you are an individual, report farm rental income or loss from **Form 4835** on page 2, line 40.

- A** Did you make any payments in 2023 that would require you to file Form(s) 1099? See instructions Yes No
B If "Yes," did you or will you file required Form(s) 1099? Yes No

1a Physical address of each property (street, city, state, ZIP code)

A MOULAALI HYDERABAD TELANGANA IN 500040

B
C

1b Type of Property (from list below)	2 For each rental real estate property listed above, report the number of fair rental and personal use days. Check the QJV box only if you meet the requirements to file as a qualified joint venture. See instructions.	Fair Rental Days		Personal Use Days	QJV
		A	B	C	
A 3		365		0	<input type="checkbox"/>
B					<input type="checkbox"/>
C					<input type="checkbox"/>

Type of Property:

- 1 Single Family Residence 3 Vacation/Short-Term Rental 5 Land 7 Self-Rental
 2 Multi-Family Residence 4 Commercial 6 Royalties 8 Other (describe) _____

Income:	Properties:		
	A	B	C
3 Rents received	3 540.		
4 Royalties received	4		
Expenses:			
5 Advertising	5		
6 Auto and travel (see instructions)	6		
7 Cleaning and maintenance	7 1,526.		
8 Commissions	8		
9 Insurance	9		
10 Legal and other professional fees	10		
11 Management fees	11 1,205.		
12 Mortgage interest paid to banks, etc. (see instructions)	12		
13 Other interest	13		
14 Repairs	14 6,759.		
15 Supplies	15 6,852.		
16 Taxes	16		
17 Utilities	17 6,954.		
18 Depreciation expense or depletion	18		
19 Other (list) _____	19		
20 Total expenses. Add lines 5 through 19	20 23,296.		
21 Subtract line 20 from line 3 (rents) and/or 4 (royalties). If result is a (loss), see instructions to find out if you must file Form 6198	21 -22,756.		
22 Deductible rental real estate loss after limitation, if any, on Form 8582 (see instructions)	22 (22,756.)		
23a Total of all amounts reported on line 3 for all rental properties	23a 540.		
b Total of all amounts reported on line 4 for all royalty properties	23b		
c Total of all amounts reported on line 12 for all properties	23c		
d Total of all amounts reported on line 18 for all properties	23d		
e Total of all amounts reported on line 20 for all properties	23e 23,296.		
24 Income. Add positive amounts shown on line 21. Do not include any losses	24		
25 Losses. Add royalty losses from line 21 and rental real estate losses from line 22. Enter total losses here	25 (22,756.)		
26 Total rental real estate and royalty income or (loss). Combine lines 24 and 25. Enter the result here. If Parts II, III, and IV, and line 40 on page 2 do not apply to you, also enter this amount on Schedule 1 (Form 1040), line 5. Otherwise, include this amount in the total on line 41 on page 2	26 -22,756.		

For Paperwork Reduction Act Notice, see the separate instructions.

NPA -22,756.

Schedule E (Form 1040) 2023

Education Credits
(American Opportunity and Lifetime Learning Credits)

Department of the Treasury
Internal Revenue Service

Attach to Form 1040 or 1040-SR.
Go to www.irs.gov/Form8863 for instructions and the latest information.

2023
Attachment
Sequence No. **50**

Name(s) shown on return

Your social security number

JANAKIRAM MUNDRATHI

349	25	7944
-----	----	------



Complete a separate Part III on page 2 for each student for whom you're claiming either credit before you complete Parts I and II.

Part I Refundable American Opportunity Credit

1	After completing Part III for each student, enter the total of all amounts from all Parts III, line 30	1	
2	Enter: \$180,000 if married filing jointly; \$90,000 if single, head of household, or qualifying surviving spouse	2	
3	Enter the amount from Form 1040 or 1040-SR, line 11. But if you're filing Form 2555 or 4563, or you're excluding income from Puerto Rico, see Pub. 970 for the amount to enter instead	3	
4	Subtract line 3 from line 2. If zero or less, stop ; you can't take any education credit	4	
5	Enter: \$20,000 if married filing jointly; \$10,000 if single, head of household, or qualifying surviving spouse	5	
6	If line 4 is: • Equal to or more than line 5, enter 1.000 on line 6 • Less than line 5, divide line 4 by line 5. Enter the result as a decimal (rounded to at least three places)	6	
7	Multiply line 1 by line 6. Caution: If you were under age 24 at the end of the year and meet the conditions described in the instructions, you can't take the refundable American opportunity credit; skip line 8, enter the amount from line 7 on line 9, and check this box <input type="checkbox"/>	7	
8	Refundable American opportunity credit. Multiply line 7 by 40% (0.40). Enter the amount here and on Form 1040 or 1040-SR, line 29. Then go to line 9 below.	8	

Part II Nonrefundable Education Credits

9	Subtract line 8 from line 7. Enter here and on line 2 of the Credit Limit Worksheet (see instructions)	9	
10	After completing Part III for each student, enter the total of all amounts from all Parts III, line 31. If zero, skip lines 11 through 17, enter -0- on line 18, and go to line 19	10	4,785.
11	Enter the smaller of line 10 or \$10,000	11	4,785.
12	Multiply line 11 by 20% (0.20)	12	957.
13	Enter: \$180,000 if married filing jointly; \$90,000 if single, head of household, or qualifying surviving spouse	13	90,000.
14	Enter the amount from Form 1040 or 1040-SR, line 11. But if you're filing Form 2555 or 4563, or you're excluding income from Puerto Rico, see Pub. 970 for the amount to enter instead	14	72,095.
15	Subtract line 14 from line 13. If zero or less, skip lines 16 and 17, enter -0- on line 18, and go to line 19	15	17,905.
16	Enter: \$20,000 if married filing jointly; \$10,000 if single, head of household, or qualifying surviving spouse	16	10,000.
17	If line 15 is: • Equal to or more than line 16, enter 1.000 on line 17 and go to line 18 • Less than line 16, divide line 15 by line 16. Enter the result as a decimal (rounded to at least three places)	17	1.000
18	Multiply line 12 by line 17. Enter here and on line 1 of the Credit Limit Worksheet (see instructions)	18	957.
19	Nonrefundable education credits. Enter the amount from line 7 of the Credit Limit Worksheet (see instructions) here and on Schedule 3 (Form 1040), line 3	19	957.

Name(s) shown on return JANAKIRAM MUNDRATHI	Your social security number 349 25 7944
--	--



Complete Part III for each student for whom you're claiming either the American opportunity credit or lifetime learning credit. Use additional copies of page 2 as needed for each student.

Part III Student and Educational Institution Information. See instructions.

<p>20 Student name (as shown on page 1 of your tax return) JANAKIRAM MUNDRATHI</p>	<p>21 Student social security number (as shown on page 1 of your tax return) 349-25-7944</p>		
<p>22 Educational institution information (see instructions)</p> <table border="1" style="width:100%; border-collapse: collapse;"> <tr> <td style="width:50%; vertical-align: top;"> <p>a. Name of first educational institution WESTCLIFF UNIVERSITY</p> <p>(1) Address. Number and street (or P.O. box). City, town or post office, state, and ZIP code. If a foreign address, see instructions. 17877 VON KARMAN AVE, #400 IRVINE CA 92614</p> <p>(2) Did the student receive Form 1098-T from this institution for 2023? <input checked="" type="checkbox"/> Yes <input type="checkbox"/> No</p> <p>(3) Did the student receive Form 1098-T from this institution for 2022 with box 7 checked? <input type="checkbox"/> Yes <input checked="" type="checkbox"/> No</p> <p>(4) Enter the institution's employer identification number (EIN) if you're claiming the American opportunity credit or if you checked "Yes" in (2) or (3). You can get the EIN from Form 1098-T or from the institution. 46-0658370</p> </td> <td style="width:50%; vertical-align: top;"> <p>b. Name of second educational institution (if any)</p> <p>(1) Address. Number and street (or P.O. box). City, town or post office, state, and ZIP code. If a foreign address, see instructions.</p> <p>(2) Did the student receive Form 1098-T from this institution for 2023? <input type="checkbox"/> Yes <input type="checkbox"/> No</p> <p>(3) Did the student receive Form 1098-T from this institution for 2022 with box 7 checked? <input type="checkbox"/> Yes <input type="checkbox"/> No</p> <p>(4) Enter the institution's employer identification number (EIN) if you're claiming the American opportunity credit or if you checked "Yes" in (2) or (3). You can get the EIN from Form 1098-T or from the institution.</p> </td> </tr> </table>		<p>a. Name of first educational institution WESTCLIFF UNIVERSITY</p> <p>(1) Address. Number and street (or P.O. box). City, town or post office, state, and ZIP code. If a foreign address, see instructions. 17877 VON KARMAN AVE, #400 IRVINE CA 92614</p> <p>(2) Did the student receive Form 1098-T from this institution for 2023? <input checked="" type="checkbox"/> Yes <input type="checkbox"/> No</p> <p>(3) Did the student receive Form 1098-T from this institution for 2022 with box 7 checked? <input type="checkbox"/> Yes <input checked="" type="checkbox"/> No</p> <p>(4) Enter the institution's employer identification number (EIN) if you're claiming the American opportunity credit or if you checked "Yes" in (2) or (3). You can get the EIN from Form 1098-T or from the institution. 46-0658370</p>	<p>b. Name of second educational institution (if any)</p> <p>(1) Address. Number and street (or P.O. box). City, town or post office, state, and ZIP code. If a foreign address, see instructions.</p> <p>(2) Did the student receive Form 1098-T from this institution for 2023? <input type="checkbox"/> Yes <input type="checkbox"/> No</p> <p>(3) Did the student receive Form 1098-T from this institution for 2022 with box 7 checked? <input type="checkbox"/> Yes <input type="checkbox"/> No</p> <p>(4) Enter the institution's employer identification number (EIN) if you're claiming the American opportunity credit or if you checked "Yes" in (2) or (3). You can get the EIN from Form 1098-T or from the institution.</p>
<p>a. Name of first educational institution WESTCLIFF UNIVERSITY</p> <p>(1) Address. Number and street (or P.O. box). City, town or post office, state, and ZIP code. If a foreign address, see instructions. 17877 VON KARMAN AVE, #400 IRVINE CA 92614</p> <p>(2) Did the student receive Form 1098-T from this institution for 2023? <input checked="" type="checkbox"/> Yes <input type="checkbox"/> No</p> <p>(3) Did the student receive Form 1098-T from this institution for 2022 with box 7 checked? <input type="checkbox"/> Yes <input checked="" type="checkbox"/> No</p> <p>(4) Enter the institution's employer identification number (EIN) if you're claiming the American opportunity credit or if you checked "Yes" in (2) or (3). You can get the EIN from Form 1098-T or from the institution. 46-0658370</p>	<p>b. Name of second educational institution (if any)</p> <p>(1) Address. Number and street (or P.O. box). City, town or post office, state, and ZIP code. If a foreign address, see instructions.</p> <p>(2) Did the student receive Form 1098-T from this institution for 2023? <input type="checkbox"/> Yes <input type="checkbox"/> No</p> <p>(3) Did the student receive Form 1098-T from this institution for 2022 with box 7 checked? <input type="checkbox"/> Yes <input type="checkbox"/> No</p> <p>(4) Enter the institution's employer identification number (EIN) if you're claiming the American opportunity credit or if you checked "Yes" in (2) or (3). You can get the EIN from Form 1098-T or from the institution.</p>		
<p>23 Has the American opportunity credit been claimed for this student for any 4 prior tax years? <input type="checkbox"/> Yes — Stop! Go to line 31 for this student. <input checked="" type="checkbox"/> No — Go to line 24.</p>			
<p>24 Was the student enrolled at least half-time for at least one academic period that began or is treated as having begun in 2023 at an eligible educational institution in a program leading towards a postsecondary degree, certificate, or other recognized postsecondary educational credential? See instructions. <input checked="" type="checkbox"/> Yes — Go to line 25. <input type="checkbox"/> No — Stop! Go to line 31 for this student.</p>			
<p>25 Did the student complete the first 4 years of postsecondary education before 2023? See instructions. <input checked="" type="checkbox"/> Yes — Stop! Go to line 31 for this student. <input type="checkbox"/> No — Go to line 26.</p>			
<p>26 Was the student convicted, before the end of 2023, of a felony for possession or distribution of a controlled substance? <input type="checkbox"/> Yes — Stop! Go to line 31 for this student. <input type="checkbox"/> No — Complete lines 27 through 30 for this student.</p>			



You can't take the American opportunity credit and the lifetime learning credit for the same student in the same year. If you complete lines 27 through 30 for this student, don't complete line 31.

American Opportunity Credit

27 Adjusted qualified education expenses (see instructions). Don't enter more than \$4,000	27	
28 Subtract \$2,000 from line 27. If zero or less, enter -0-	28	
29 Multiply line 28 by 25% (0.25)	29	
30 If line 28 is zero, enter the amount from line 27. Otherwise, add \$2,000 to the amount on line 29 and enter the result. Skip line 31. Include the total of all amounts from all Parts III, line 30, on Part I, line 1	30	

Lifetime Learning Credit

31 Adjusted qualified education expenses (see instructions). Include the total of all amounts from all Parts III, line 31, on Part II, line 10	31	4,785.
---	-----------	--------

Paid Preparer's Due Diligence Checklist
*Earned Income Credit (EIC), American Opportunity Tax Credit (AOTC),
Child Tax Credit (CTC) (including the Additional Child Tax Credit (ACTC) and
Credit for Other Dependents (ODC)), and Head of Household (HOH) Filing Status*
**To be completed by preparer and filed with Form 1040, 1040-SR, 1040-NR, 1040-PR, or 1040-SS.
Go to www.irs.gov/Form8867 for instructions and the latest information.**

OMB No. 1545-0074

For tax year
20 23

Attachment
Sequence No. **70**

Taxpayer name(s) shown on return JANAKIRAM MUNDRATHI	Taxpayer identification number 349-25-7944
Preparer's name VENKATA SAI PAVAN KUMAR DUDIPALLI	Preparer tax identification number P02470833

Part I Due Diligence Requirements

Please check the appropriate box for the credit(s) and/or HOH filing status claimed on the return and complete the related Parts I-V for the benefit(s) claimed (check all that apply). EIC CTC/ACTC/ODC AOTC HOH

	Yes	No	N/A
1 Did you complete the return based on information for the applicable tax year provided by the taxpayer or reasonably obtained by you?	<input checked="" type="checkbox"/>	<input type="checkbox"/>	
2 If credits are claimed on the return, did you complete the applicable EIC and/or CTC/ACTC/ODC worksheets found in the Form 1040, 1040-SR, 1040-NR, 1040-PR, 1040-SS, or Schedule 8812 (Form 1040) instructions, and/or the AOTC worksheet found in the Form 8863 instructions, or your own worksheet(s) that provides the same information, and all related forms and schedules for each credit claimed?	<input checked="" type="checkbox"/>	<input type="checkbox"/>	<input type="checkbox"/>
3 Did you satisfy the knowledge requirement? To meet the knowledge requirement, you must do both of the following. <ul style="list-style-type: none"> Interview the taxpayer, ask questions, and contemporaneously document the taxpayer's responses to determine that the taxpayer is eligible to claim the credit(s) and/or HOH filing status. Review information to determine that the taxpayer is eligible to claim the credit(s) and/or HOH filing status and to figure the amount(s) of any credit(s) 	<input checked="" type="checkbox"/>	<input type="checkbox"/>	
4 Did any information provided by the taxpayer or a third party for use in preparing the return, or information reasonably known to you, appear to be incorrect, incomplete, or inconsistent? (If "Yes," answer questions 4a and 4b. If "No," go to question 5.)	<input type="checkbox"/>	<input checked="" type="checkbox"/>	
a Did you make reasonable inquiries to determine the correct, complete, and consistent information?	<input type="checkbox"/>	<input type="checkbox"/>	
b Did you contemporaneously document your inquiries? (Documentation should include the questions you asked, whom you asked, when you asked, the information that was provided, and the impact the information had on your preparation of the return.)	<input type="checkbox"/>	<input type="checkbox"/>	
5 Did you satisfy the record retention requirement? To meet the record retention requirement, you must keep a copy of your documentation referenced in question 4b, a copy of this Form 8867, a copy of any applicable worksheet(s), a record of how, when, and from whom the information used to prepare Form 8867 and any applicable worksheet(s) was obtained, and a copy of any document(s) provided by the taxpayer that you relied on to determine eligibility for the credit(s) and/or HOH filing status or to figure the amount(s) of the credit(s)	<input checked="" type="checkbox"/>	<input type="checkbox"/>	
List those documents provided by the taxpayer, if any, that you relied on: _____ _____ _____			
6 Did you ask the taxpayer whether he/she could provide documentation to substantiate eligibility for the credit(s) and/or HOH filing status and the amount(s) of any credit(s) claimed on the return if his/her return is selected for audit?	<input checked="" type="checkbox"/>	<input type="checkbox"/>	
7 Did you ask the taxpayer if any of these credits were disallowed or reduced in a previous year? (If credits were disallowed or reduced, go to question 7a; if not, go to question 8.)	<input checked="" type="checkbox"/>	<input type="checkbox"/>	<input type="checkbox"/>
a Did you complete the required recertification Form 8862?	<input type="checkbox"/>	<input type="checkbox"/>	<input type="checkbox"/>
8 If the taxpayer is reporting self-employment income, did you ask questions to prepare a complete and correct Schedule C (Form 1040)?	<input type="checkbox"/>	<input type="checkbox"/>	<input type="checkbox"/>

Part II Due Diligence Questions for Returns Claiming EIC (If the return does not claim EIC, go to Part III.)

	Yes	No	N/A
9a Have you determined that the taxpayer is eligible to claim the EIC for the number of qualifying children claimed, or is eligible to claim the EIC without a qualifying child? (If the taxpayer is claiming the EIC and does not have a qualifying child, go to question 10.)	<input checked="" type="checkbox"/>	<input type="checkbox"/>	
b Did you ask the taxpayer if the child lived with the taxpayer for over half of the year, even if the taxpayer has supported the child the entire year?	<input type="checkbox"/>	<input type="checkbox"/>	
c Did you explain to the taxpayer the rules about claiming the EIC when a child is the qualifying child of more than one person (tiebreaker rules)?	<input type="checkbox"/>	<input type="checkbox"/>	<input type="checkbox"/>

Part III Due Diligence Questions for Returns Claiming CTC/ACTC/ODC (If the return does not claim CTC, ACTC, or ODC, go to Part IV.)

	Yes	No	N/A
10 Have you determined that each qualifying person for the CTC/ACTC/ODC is the taxpayer's dependent who is a citizen, national, or resident of the United States?	<input type="checkbox"/>	<input type="checkbox"/>	
11 Did you explain to the taxpayer that he/she may not claim the CTC/ACTC if the child has not lived with the taxpayer for over half of the year, even if the taxpayer has supported the child, unless the child's custodial parent has released a claim to exemption for the child?	<input type="checkbox"/>	<input type="checkbox"/>	<input type="checkbox"/>
12 Did you explain to the taxpayer the rules about claiming the CTC/ACTC/ODC for a child of divorced or separated parents (or parents who live apart), including any requirement to attach a Form 8332 or similar statement to the return?	<input type="checkbox"/>	<input type="checkbox"/>	<input type="checkbox"/>

Part IV Due Diligence Questions for Returns Claiming AOTC (If the return does not claim AOTC, go to Part V.)

	Yes	No
13 Did the taxpayer provide substantiation for the credit, such as a Form 1098-T and/or receipts for the qualified tuition and related expenses for the claimed AOTC?	<input type="checkbox"/>	<input type="checkbox"/>

Part V Due Diligence Questions for Claiming HOH (If the return does not claim HOH filing status, go to Part VI.)

	Yes	No
14 Have you determined that the taxpayer was unmarried or considered unmarried on the last day of the tax year and provided more than half of the cost of keeping up a home for the year for a qualifying person?	<input type="checkbox"/>	<input type="checkbox"/>

Part VI Eligibility Certification

You will have complied with all due diligence requirements for claiming the applicable credit(s) and/or HOH filing status on the return of the taxpayer identified above if you:

- A. Interview the taxpayer, ask adequate questions, contemporaneously document the taxpayer's responses on the return or in your notes, review adequate information to determine if the taxpayer is eligible to claim the credit(s) and/or HOH filing status and to figure the amount(s) of the credit(s);
- B. Complete this Form 8867 truthfully and accurately and complete the actions described in this checklist for any applicable credit(s) claimed and HOH filing status, if claimed;
- C. Submit Form 8867 in the manner required; **and**
- D. Keep all five of the following records for 3 years from the latest of the dates specified in the Form 8867 instructions under *Document Retention*.
 - 1. A copy of this Form 8867.
 - 2. The applicable worksheet(s) or your own worksheet(s) for any credit(s) claimed.
 - 3. Copies of any documents provided by the taxpayer on which you relied to determine the taxpayer's eligibility for the credit(s) and/or HOH filing status and to figure the amount(s) of the credit(s).
 - 4. A record of how, when, and from whom the information used to prepare this form and the applicable worksheet(s) was obtained.
 - 5. A record of any additional information you relied upon, including questions you asked and the taxpayer's responses, to determine the taxpayer's eligibility for the credit(s) and/or HOH filing status and to figure the amount(s) of the credit(s).

If you have not complied with all due diligence requirements, you may have to pay a penalty for each failure to comply related to a claim of an applicable credit or HOH filing status (see instructions for more information).

	Yes	No
15 Do you certify that all of the answers on this Form 8867 are, to the best of your knowledge, true, correct, and complete?	<input checked="" type="checkbox"/>	<input type="checkbox"/>

Form CT-1040NR/PY Required Fields

The following fields are required to be automatically populated or completed for taxpayers to continue filing, or must be completed in response to the selection of other fields.

Required to be Automatically-Populated Fields

Each page of each form submitted to DRS must include the following automatically populated fields:

1. **Document Identification Numbers** - Three occurrences of the Document Identification Number (DIN) must be on each page. The QR Code and two DINs must be on each scannable page. (See Document Identification Number on Page 4 and Quick Reference (QR) Code, on Page 5.)
2. **Social Security Number** - The Social Security Number must appear at the top of Form CT-1040NR/PY, Pages 2, 3, and 4; Schedule CT-CHET; Supplemental Schedule CT-1040WH; Schedule CT-IT Credit, Pages 1 and 2; Schedule CT-PE; **and** Form CT-6251, Pages 1 and 2.
3. In addition, the following **Checklist for filing your Connecticut income tax return** must be included when hard copies of the form are printed. Taxpayers should not send the checklist to DRS with the return.

Do not send this sheet with your return.

1. Be sure that Page 1 of your return is not printed on the back of this sheet.
2. Do not send "Draft" or "Unapproved" versions of your return. This will delay or stop the processing of your return.
3. Do not make manual (hand written or typed) corrections to your return; this is a machine readable return. Changes may only be made by reentering information in your software and re-printing the return.
4. **Do not attach or send copies of forms W-2 or 1099.**
5. Verify that the address lines on the return are correct and proper abbreviations are used.
6. If the Employer or Payer's Federal ID # is not listed on Page 2, Lines 18a through 18e, Column A, **all** withholding claimed will be disallowed and your return will not be successfully processed.
7. Do not attempt to remove or modify the solid boxes that print out on your return. Altering target marks may affect the processing of your return.
8. Do not use this return to change or amend previously filed returns. You must use Form CT-1040X to change or amend a previously filed Connecticut income tax return. (File Form CT-1040X electronically at www.et.gov/TSC using the Taxpayer Service Center.)
9. Send **all** completed pages of CT-1040NR/PY, Schedule CT-CHET, Supplemental Schedule CT-1040WH, Schedule CT-IT Credit, Schedule CT-PE, and Form CT-6251. Send **all** four pages of your completed return, both pages of your completed Schedule CT-CHET, and any other supporting schedules.
10. Make check payable to: Commissioner of Revenue Services
11. To ensure proper posting, write your SSN(s) (optional) and "2023 Form CT-1040NRPY" on your check.
12. To mail your return, use the following addresses:
 - For all tax returns with payment:
 - Department of Revenue Services
 - PO Box 2977
 - Hartford CT 06104-2977
 - For refunds and tax returns without payment:
 - Department of Revenue Services
 - PO Box 2976
 - Hartford CT 06104-2976
13. Verify that all fields print completely and any preparer information is filled out and legible before filing this return. If you find any errors, do not make manual changes. Re-enter information in your software and re-print the return.
14. If you wish to directly deposit a refund into a checking or savings bank account, confirm that Lines 25a through 25d have been completed. You **must** enter bank information on both the federal and Connecticut returns for each to be correctly deposited. Alpha characters are not allowed in Routing or Account Number fields.
15. When making payment using Form CT-1040V, **DO NOT** attach copies of your previously filed Form CT-1040NR/PY.

Do not send this sheet with your return.

NRPY1223V011555



Form CT-1040NR/PY - 2023
Connecticut Nonresident and Part-Year
Resident Income Tax Return (Rev. 12/23)

Page 1 of 4

Other tax year, beginning: and ending:

Y S N FJ N MFS N HOH N QSS
349 - 25 - 7944 - -

JANAKIRAM MUNDRATHI N Dec. N P
N Dec. Y N

3560 FLORA VISTA AVE N CT-8379 N CT-2210 N CT-19IT

APT 322 USA N CT-1040 CRC N Federal Form 1310

SANTA CLARA CA 95051 - •

Table with 3 columns: Line number, Description, and Amount. Includes lines 1 through 18 detailing income, deductions, and taxes.

Clip check here. Do not use staples. Do not send Forms W-2 or 1099, or Schedules CT K-1.



NRPY1223V011555

Form CT-1040NR/PY, Page 2 of 4

NRPY1223V021555



• 349257944

19. Amount from Line 18

19. • 487

Forms W-2, W-2G, 1099, and Schedule CT K-1 Information

Col. A - Employer's Federal ID #	Col. B - CT Wages, Tips, etc.	Sch. CT K-1	Col. C - CT Income Tax Withheld
20a. -	• 0	•	0
20b. -	• 0	•	0
20c. -	• 0	•	0
20d. -	• 0	•	0
20e. -	• 0	•	0
20f. Additional Connecticut withholding (from Supplemental Schedule CT-1040WH, Line 3)		20f.	0

20. Total Connecticut income tax withheld: Amounts in Column C.	20.	0
21. All 2023 estimated tax payments and any overpayments applied from a prior year	21.	0
22. Payments made with Form CT-1040 EXT	22.	0
22a. Claim of right credit (from Form CT-1040 CRC, Line 6)	22a.	0
22b. Pass-through entity tax credit (from Schedule CT-PE, Line 1). Schedule must be attached.	22b.	0
23. Total payments and refundable credits: Add Lines 20, 21, 22, 22a and 22b.	23.	0
24. Overpayment: If Line 23 is more than Line 19, Line 19 subtracted from Line 23.	24.	0
25. Amount of Line 24 you want applied to your 2024 estimated tax	25.	0
26. Amount of Line 24 you want applied as a CHET contribution (from Schedule CT-CHET, Line 4)	26.	0
26a. Total contributions of refund to designated charities (from Schedule 4, Line 63)	26a.	0
27. Refund: Lines 25, 26, and 26a subtracted from Line 24. If you have not elected to direct deposit, a refund check will be issued and processing may be delayed.	27.	0
27a. Acct. type N Ck. N Sv. 27b. Rout. # 27c. Acct. #		
27d. Refund going to a bank account outside the U.S.	27d.	N
28. Tax due: If Line 19 is more than Line 23, Line 23 subtracted from Line 19.	28.	487
29. If late: Penalty entered. Line 28 multiplied by 10% (.10).	29.	0
30. If late: Interest entered. Line 28 multiplied by number of months or fraction of a month late, then by 1% (.01).	30.	0
31. Interest on underpayment of estimated tax (from Form CT-2210.)	31.	0
32. Total amount due: Add Lines 28 through 31.	32.	487.00

Declaration: I declare under penalty of law that I have examined this return and all accompanying schedules and statements, including reporting and payment of any use tax due, and, to the best of my knowledge and belief, it is true, complete, and correct. I understand the penalty for willfully delivering a false return or document to DRS is a fine of not more than \$5,000, or imprisonment for not more than five years, or both. The declaration of a paid preparer other than the taxpayer is based on all information of which the preparer has any knowledge.

Your signature	Date	Home/cell telephone number
•	•	5105989071
Spouse's signature (if joint return)	Date	Daytime telephone number
•	•	•
Paid preparer's signature	Date	Telephone number
• VENKATA SAI PAVAN KUMAR	•	• 6789659522
Paid preparer's name		Paid Preparer's PTIN
VENKATA SAI PAVAN KUMAR DUDIPAL		P02470833
Firm's name, address and ZIP code		FEIN
GLOBAL TAXES LLC		882145487
245 ROONEY CT	E BRUNSWI NJ 08816 -	Self-employed
		N

Third Party Designee - Complete the following to authorize DRS to contact another person about this return.

Designee's name	Telephone number	Personal identification number (PIN)
•	•	•

NRPY1223V021555

Sign Here
Keep a copy for your records.

Form CT-1040NR/PY, Page 3 of 4

NRPY1223V031555



• 349257944

Schedule 1 - Modifications to Federal Adjusted Gross Income

33. Interest on state and local government obligations other than Connecticut	33.	0
34. Mutual fund exempt-interest dividends from non-Connecticut state or municipal government obligations	34.	0
35. Taxable amount of lump-sum distributions from qualified plans not included in federal adjusted gross income	3	0
36. Beneficiary's share of Connecticut fiduciary adjustment: Entered only if greater than zero.	36.	0
37. Loss on sale of Connecticut state and local government bonds	37.	0
38. Section 168(k) federal bonus depreciation deduction allowed for property placed in service during this year.	38.	0
38a. 80% of Section 179 federal deduction.	38a.	0
39. Other - specify •	39.	0
40. Total additions: Add Lines 33 through 39.	40	0
41. Interest on U.S. government obligations	41.	0
42. Exempt dividends from certain qualifying mutual funds derived from U.S. government obligations	42.	0
43. Social Security benefit adjustment (from Social Security Benefit Adjustment Worksheet)	43.	0
44. Refunds of state and local income taxes	44.	0
45. Tier 1 and Tier 2 railroad retirement benefits and supplemental annuities	45.	0
46. Military retirement pay	46.	0
47. 50% of income received from Connecticut Teachers' Retirement System	47.	0
48. Beneficiary's share of Connecticut fiduciary adjustment: Entered only if less than zero.	48.	0
49. Gain on sale of Connecticut state and local government bonds	49.	0
50. CHET contributions made in 2023 or an excess carried forward from a prior year Acct. #	5	0
50a. 25% of Section 168(k) federal bonus depreciation deduction added back in preceding four years.	50a.	0
50b. 100 of pension or annuity income.	50b.	0
50c. Ordinary and necessary business expenses for taxpayers licensed under Chapter 420f or 420h that are not claimed for federal income tax purposes.	50c.	0
51. Other - specify •	51.	0
52. Total subtractions: Add Lines 41 through 51.	52.	0

Schedule 2 - Credit for Income Taxes Paid to Qualifying Jurisdictions

53. Connecticut AGI during residency portion of taxable year	53.	0
	Col. A	Col. B
54. Qualifying jurisdiction's name and two-letter code	54. •	•
55. Non-Connecticut income included on Line 53 and reported on a qualifying jurisdiction's income tax return (from Schedule 2 Worksheet)	55	0
56. Line 55 divided by Line 53. May not exceed 1.0000.	5	0.0000
57. Apportioned income tax	57.	0
58. Line 56 multiplied by Line 57	5	0
59. Allowable income tax paid to a qualifying jurisdiction	59	0
60. Lesser of Line 58 or Line 59	60.	0
61. Total credit: Add Line 60, all columns.	61.	0

NRPY1223V031555

NRPY1223V041555



• 349257944

Schedule 3 - Individual Use Tax

62a. Use tax at 1% (from Connecticut Individual Use Tax Worksheet, Section A, Column 7)	62a.	0
62b. Use tax at 6.35% (from Connecticut Individual Use Tax Worksheet, Section B, Column 7)	62b.	0
62c. Use tax at 7.75% (from Connecticut Individual Use Tax Worksheet, Section C, Column 7)	6 c.	0
62d. Use tax at 2.99% (from Connecticut Individual Use Tax Worksheet, Section D, Column 7)	62d.	0
62. Individual use tax: Add Lines 62a, 62b, 62c, and 62d.	62. •	0

Schedule 4 - Contributions to Designated Charities

63a. AR	63a.	0
63b. OT	63b.	0
63c. ES/W	63c.	0
63d. BCR	6 d.	0
63e. SNS	63e.	0
63f. MR	63f.	0
63g. CBS	6 g.	0
63h. MHCIA	6 h.	0
63. Total Contributions: Add Lines 63a through 63h.	63.	0

Taxpayer email

NRPY1223V041555

Schedule CT-S

Nonresident or Part-Year Resident

Schedule of Income From Connecticut Sources



Complete this schedule if you were a nonresident or part-year resident of Connecticut and attach it to Form CT-1040NR/PY. Do not use staples. Complete in blue or black ink only. Please note that each form is year specific. To prevent any delay in processing your return, the correct year's form **must** be submitted to the Department of Revenue Services (DRS).

Your first name and middle initial JANAKIRAM	Last name MUNDRATHI	Your Social Security Number 3 4 9 : 2 5 : 7 9 4 4
If joint return, spouse's first name and middle initial	Last name	Spouse's Social Security Number

Visit portal.ct.gov/DRS/Individuals/Individual-Income-Tax before completing this schedule.

Part 1 - Connecticut Income - Part-Year Residents: Complete **Schedule CT-1040AW, Part-Year Resident Income Allocation.** Add Columns B and D for each line of Schedule CT-1040AW and enter the totals on Lines 1 through 30 below.
Nonresidents: Enter the income received from Connecticut sources.

1. Wages, salaries, tips, etc.	▶	1.	9,773	
2. Taxable interest	▶	2.		
3. Ordinary dividends	▶	3.		
4. Alimony received	▶	4.		
5. Business income or (loss)	▶	5.		
6. Capital gain or (loss)	▶	6.		
7. Other gains or (losses)	▶	7.		
8. Taxable amount of IRA distributions	▶	8.		
9. Taxable amounts of pension and annuities	▶	9.		
10. Rental real estate, royalties, partnerships, S corporations, trusts, etc.	▶	10.	0	
11. Farm income or (loss)	▶	11.		
12. Unemployment compensation	▶	12.		
13. Taxable amount of social security benefits	▶	13.		
14. Other income: See instructions.	▶	14.		
15. Gross income from Connecticut sources: Add Lines 1 through 14.	▶	15.	9,773	00

Part 2 - Adjustments to Connecticut Income - Enter adjustments **directly** related to income reported above.

16. Educator expenses.....	▶	16.		
17. Certain business expenses of reservists, performing artists, and fee-basis government officials.....	▶	17.		
18. Health savings account deduction.....	▶	18.		
19. Moving expenses for members of the armed forces	▶	19.		
20. Deductible part of self-employment tax	▶	20.		
21. Self-employed SEP, SIMPLE, and qualified plans	▶	21.		
22. Self-employed health insurance deduction	▶	22.		
23. Penalty on early withdrawal of savings	▶	23.		
24. Alimony paid. Recipient's last name ▶ _____ SSN ▶ _____ - _____ - _____	▶	24.		
25. IRA deduction	▶	25.		
26. Student loan interest deduction	▶	26.		
27. Archer MSA deduction.....	▶	27.		
28. Other adjustments	▶	28.		
29. Total adjustments: Add Lines 16 through 28.	▶	29.		
30. Income from Connecticut sources: Subtract Line 29 from Line 15. Enter the amount here and on Form CT-1040NR/PY , Line 6.	▶	30.	9,773	00

Employee Apportionment Worksheet - Complete Lines A through G only when the income from employment is earned both inside and outside Connecticut and the exact amount of Connecticut income is not known. **Do not complete Lines through G if you know the exact amount of your Connecticut-sourced income.**

A. Working days (or other basis) outside Connecticut	A	
B. Working days (or other basis) inside Connecticut	B	
C. Total working days: Add Line A and Line B.		
D. Nonworking days (Holidays, weekends, etc.).....		
E. Connecticut ratio: Divide Line B by Line C. Round to four decimal places.	E	
F. Total income being apportioned		
G. Connecticut income: Multiply Line E by Line F. Enter here and on Schedule CT-SI, Line 1. Basis, if other than working days: _____	G	

TAXABLE YEAR

FORM

2023

California e-file Signature Authorization for Individuals

8879

Table with 2 columns: Name/Spouse's name and SSN/ITIN. Row 1: JANAKIRAM MUNDRATHI, 349-25-7944. Row 2: Spouse's/RDP's name, Spouse's/RDP's SSN or ITIN.

Part I Tax Return Information (whole dollars only)

Table with 2 columns: Description and Amount. Row 1: California adjusted gross income (AGI) ... 1. Row 2: Amount you owe ... 2. Row 3: Refund or no amount due ... 3 0.

Part II Taxpayer Declaration and Signature Authorization (Be sure you obtain and keep a copy of your return.)

Under penalties of perjury, I declare that I have examined a copy of my individual income tax return and accompanying schedules and statements for the tax year ending December 31, 2023, and to the best of my knowledge and belief, it is true, correct, and complete. I further declare that the information I provided to my electronic return originator (ERO), transmitter, or intermediate service provider, including my name, address, and social security number (SSN) or individual tax identification number (ITIN), and the amounts shown in Part I above agree with the information and amounts shown on the corresponding lines of my electronic income tax return. If applicable, I authorize an electronic funds withdrawal of the amount on line 2 and/or the estimated tax payments as shown on my return and on form FTB 8455, California e-file Payment Record for Individuals, or a comparable form. If applicable, I declare that direct deposit refund amount on line 3 agrees with the direct deposit authorization stated on my return. If I have filed a joint return, this is an irrevocable appointment of the other spouse/registered domestic partner (RDP) as an agent to authorize an electronic funds withdrawal or direct deposit. I authorize my ERO, transmitter, or intermediate service provider to transmit my complete return to the Franchise Tax Board (FTB). If the processing of my return or refund is delayed, I authorize the FTB to disclose to my ERO, intermediate service provider, and/or transmitter the reason(s) for the delay or the date when the refund was sent. If I am filing a balance due return, I understand that if the FTB does not receive full and timely payment of my tax liability, I remain liable for the tax liability and all applicable interest and penalties. I acknowledge that I have read and consent to the Electronic Funds Withdrawal Consent included on the copy of my electronic income tax return. I have selected a personal identification number (PIN) as my signature for my electronic income tax return and, if applicable, my Electronic Funds Withdrawal Consent.

Taxpayer's PIN: check one box only

[X] I authorize GLOBAL TAXES LLC to enter my PIN 5 7 9 4 4 as my signature on my 2023 e-filed California individual income tax return. ERO firm name Do not enter all zeros

[] I will enter my PIN as my signature on my 2023 e-filed California individual income tax return. Check this box only if you are entering your own PIN and your return is filed using the Practitioner PIN method. The ERO must complete Part III below.

Your signature Date

Spouse's/RDP's PIN: check one box only

[] I authorize to enter my PIN as my signature on my 2023 e-filed California individual income tax return. ERO firm name Do not enter all zeros

[] I will enter my PIN as my signature on my 2023 e-filed California individual income tax return. Check this box only if you are entering your own PIN and your return is filed using the Practitioner PIN method. The ERO must complete Part III below.

Spouse's/RDP's signature Date

Practitioner PIN Method Returns Only -- continue below

Part III Certification and Authentication — Practitioner PIN Method Only

ERO's Electronic Filer Identification Number (EFIN)/PIN.

Enter your six-digit EFIN followed by your five-digit self-selected PIN.

Table with 11 cells containing digits: 2 2 2 4 9 6 6 1 9 8 9

Do not enter all zeros

I certify that the above numeric entry is my PIN, which is my signature for the 2023 California individual income tax return for the taxpayer(s) indicated above. I confirm that I am submitting this return in accordance with the requirements of the Practitioner PIN method and FTB Pub. 1345, 2023 Handbook for Authorized e-file Providers.

ERO's signature Date

California Nonresident or Part-Year Resident Income Tax Return

2023

540NR

APE

ATTACH FEDERAL RETURN

349-25-7944 MUND
JANAKIRAM MUNDRATHI

23

3560 FLORA VISTA AVE APT 322
SANTA CLARA CA 95051

12-30-1991

If your California filing status is different from your federal filing status, check the box here

Filing Status

- 1 Single
- 2 Married/RDP filing jointly (even if only one spouse/RDP had income). See instructions.
- 3 Married/RDP filing separately. Enter spouse's/RDP's SSN or ITIN above and full name here
- 4 Head of household (with qualifying person). See instructions.
- 5 Qualifying surviving spouse/RDP. Enter year spouse/RDP died. See instructions.

6 If someone can claim you (or your spouse/RDP) as a dependent, check the box here. See instr.

► For line 7, line 8, line 9, and line 10: Multiply the number you enter in the box by the pre-printed dollar amount for that line.

Whole dollars only

Exemptions

- 7 **Personal:** If you checked box 1, 3, or 4 above, enter 1 in the box. If you checked box 2 or 5, enter 2. If you checked the box on line 6, see instructions. 7 X \$144 = \$
- 8 **Blind:** If you (or your spouse/RDP) are visually impaired, enter 1; if both are visually impaired, enter 2. See instructions. 8 X \$144 = \$
- 9 **Senior:** If you (or your spouse/RDP) are 65 or older, enter 1; if both are 65 or older, enter 2. See instructions. 9 X \$144 = \$

10 **Dependents: Do not include yourself or your spouse/RDP.**

	Dependent 1	Dependent 2	Dependent 3
First Name	<input type="text"/>	<input type="text"/>	<input type="text"/>
Last Name	<input type="text"/>	<input type="text"/>	<input type="text"/>
SSN. See instructions.	<input type="text"/>	<input type="text"/>	<input type="text"/>
Dependent's relationship to you	<input type="text"/>	<input type="text"/>	<input type="text"/>

Total dependent exemptions 10 X \$446 = \$

Your name: Your SSN or ITIN:

11 Exemption amount: Add line 7 through line 10 **11 \$**

Total Taxable Income	12 Total California wages from your federal Form(s) W-2, box 16 <input checked="" type="radio"/> 12 <input type="text" value=""/>	<input type="text" value=""/>	<input type="text" value="00"/>
	13 Enter federal AGI from federal Form 1040, 1040-SR, or 1040-NR, line 11 <input checked="" type="radio"/> 13 <input type="text" value="72095"/>	<input type="text" value="72095"/>	<input type="text" value="00"/>
	14 California adjustments – subtractions. Enter the amount from Schedule CA (540NR), Part II, line 27, column B <input checked="" type="radio"/> 14 <input type="text" value=""/>	<input type="text" value=""/>	<input type="text" value="00"/>
	15 Subtract line 14 from line 13. If less than zero, enter the result in parentheses. See instructions <input type="radio"/> 15 <input type="text" value="72095"/>	<input type="text" value="72095"/>	<input type="text" value="00"/>
	16 California adjustments – additions. Enter the amount from Schedule CA (540NR), Part II, line 27, column C <input checked="" type="radio"/> 16 <input type="text" value=""/>	<input type="text" value=""/>	<input type="text" value="00"/>
	17 Adjusted gross income from all sources. Combine line 15 and line 16. <input checked="" type="radio"/> 17 <input type="text" value="72095"/>	<input type="text" value="72095"/>	<input type="text" value="00"/>
	18 Enter the larger of: Your California itemized deductions from Schedule CA (540NR), Part III, line 30; OR Your California standard deduction . See instructions <input checked="" type="radio"/> 18 <input type="text" value="7937"/>	<input type="text" value="7937"/>	<input type="text" value="00"/>
	19 Subtract line 18 from line 17. This is your total taxable income . If less than zero, enter -0- <input checked="" type="radio"/> 19 <input type="text" value="64158"/>	<input type="text" value="64158"/>	<input type="text" value="00"/>

CA Taxable Income	31 Tax. Check the box if from: <input checked="" type="checkbox"/> Tax Table <input type="checkbox"/> Tax Rate Schedule		
	<input checked="" type="radio"/> 31 <input type="checkbox"/> FTB 3800 <input type="checkbox"/> FTB 3803 <input checked="" type="radio"/> 31 <input type="text" value="2677"/>	<input type="text" value="2677"/>	<input type="text" value="00"/>
	32 CA adjusted gross income from Schedule CA (540NR), Part IV, line 1. <input checked="" type="radio"/> 32 <input type="text" value=""/>	<input type="text" value=""/>	<input type="text" value="00"/>
	35 CA Taxable Income from Schedule CA (540NR), Part IV, line 5. <input checked="" type="radio"/> 35 <input type="text" value="0"/>	<input type="text" value="0"/>	<input type="text" value="00"/>
	36 CA Tax Rate. Divide line 31 by line 19. <input checked="" type="radio"/> 36 <input type="text" value="0.0417"/>	<input type="text" value="0.0417"/>	
	37 CA Tax Before Exemption Credits. Multiply line 35 by line 36. <input checked="" type="radio"/> 37 <input type="text" value="0"/>	<input type="text" value="0"/>	<input type="text" value="00"/>
	38 CA Exemption Credit Percentage. Divide line 35 by line 19. If more than 1, enter 1.0000. <input checked="" type="radio"/> 38 <input type="text" value="0.0000"/>	<input type="text" value="0.0000"/>	
	39 CA Prorated Exemption Credits. Multiply line 11 by line 38. If the amount on line 13 is more than \$237,035, see instructions <input checked="" type="radio"/> 39 <input type="text" value="0"/>	<input type="text" value="0"/>	<input type="text" value="00"/>
	40 CA Regular Tax Before Credits. Subtract line 39 from line 37. If less than zero, enter -0- ... <input checked="" type="radio"/> 40 <input type="text" value="0"/>	<input type="text" value="0"/>	<input type="text" value="00"/>
41 Tax. See instructions. Check the box if from: <input type="checkbox"/> Schedule G-1 <input type="checkbox"/> FTB 5870A <input checked="" type="radio"/> 41 <input type="text" value=""/>	<input type="text" value=""/>	<input type="text" value="00"/>	
42 Add line 40 and line 41 <input checked="" type="radio"/> 42 <input type="text" value="0"/>	<input type="text" value="0"/>	<input type="text" value="00"/>	

Special Credits	50 Nonrefundable Child and Dependent Care Expenses Credit. See instructions. Attach form FTB 3506. <input checked="" type="radio"/> 50 <input type="text" value=""/>	<input type="text" value=""/>	<input type="text" value="00"/>
	51 Credit for joint custody head of household. See instructions <input checked="" type="radio"/> 51 <input type="text" value=""/>	<input type="text" value=""/>	<input type="text" value="00"/>
	52 Credit for dependent parent. See instructions. <input checked="" type="radio"/> 52 <input type="text" value=""/>	<input type="text" value=""/>	<input type="text" value="00"/>
	53 Credit for senior head of household. See instructions. <input checked="" type="radio"/> 53 <input type="text" value=""/>	<input type="text" value=""/>	<input type="text" value="00"/>
	54 Credit percentage. Enter the amount from line 38 here. If more than 1, enter 1.0000. See instructions <input checked="" type="radio"/> 54 <input type="text" value=""/>	<input type="text" value=""/>	
55 Credit amount. See instructions <input checked="" type="radio"/> 55 <input type="text" value=""/>	<input type="text" value=""/>	<input type="text" value="00"/>	

REV 02/02/24 PRO

Your name: Your SSN or ITIN:

Special Credits

58 Enter credit name code and amount... ● 58 .00

59 Enter credit name code and amount... ● 59 .00

60 To claim more than two credits, see instructions. Attach Schedule P (540NR) ● 60 .00

61 Nonrefundable Renter's Credit. See instructions ● 61 .00

62 Add line 50 and line 55 through line 61. These are your total credits. 62 .00

63 Subtract line 62 from line 42. If less than zero, enter -0- 63 .00

Other Taxes

71 Alternative Minimum Tax. Attach Schedule P (540NR) ● 71 .00

72 Mental Health Services Tax. See instructions ● 72 .00

73 Other taxes and credit recapture. See instructions ● 73 .00

74 Add line 63, line 71, line 72, and line 73. This is your total tax. ● 74 .00

Payments

81 California income tax withheld. See instructions ● 81 .00

82 2023 California estimated tax and other payments. See instructions ● 82 .00

83 Withholding (Form 592-B and/or Form 593). See instructions ● 83 .00

84 Excess SDI (or VPD) withheld. See instructions ● 84 .00

85 Earned Income Tax Credit (EITC). See instructions ● 85 .00

86 Young Child Tax Credit (YCTC). See instructions ● 86 .00

87 Foster Youth Tax Credit (FYTC). See instructions ● 87 .00

88 Add line 81 through line 87. These are your total payments. See instructions 88 .00

ISR Penalty

91 If you and your household had full-year health care coverage, check the box.
See instructions. Medicare Part A or C coverage is qualifying health care coverage. ●

If you did not check the box, see instructions.

Individual Shared Responsibility (ISR) Penalty. See instructions ● 91 .00

Overpaid Tax/Tax Due

92 Payments after Individual Shared Responsibility Penalty. If line 88 is more than line 91,
subtract line 91 from line 88. 92 .00

93 Individual Shared Responsibility Penalty Balance. If line 91 is more than line 88,
subtract line 88 from line 91. 93 .00

101 Overpaid tax. If line 92 is more than line 74, subtract line 74 from line 92. 101 .00

102 Amount of line 101 you want applied to your 2024 estimated tax ● 102 .00

103 Overpaid tax available this year. Subtract line 102 from line 101 ● 103 .00

Your name: Your SSN or ITIN:

104 Tax due. If line 92 is less than line 74, subtract line 92 from line 74 **104** .00

Contributions		Code	Amount
	California Seniors Special Fund. See instructions	● 400	<input type="text"/> .00
	Alzheimer's Disease and Related Dementia Voluntary Tax Contribution Fund	● 401	<input type="text"/> .00
	Rare and Endangered Species Preservation Voluntary Tax Contribution Program	● 403	<input type="text"/> .00
	California Breast Cancer Research Voluntary Tax Contribution Fund.	● 405	<input type="text"/> .00
	California Firefighters' Memorial Voluntary Tax Contribution Fund	● 406	<input type="text"/> .00
	Emergency Food for Families Voluntary Tax Contribution Fund	● 407	<input type="text"/> .00
	California Peace Officer Memorial Foundation Voluntary Tax Contribution Fund.	● 408	<input type="text"/> .00
	California Sea Otter Voluntary Tax Contribution Fund	● 410	<input type="text"/> .00
	California Cancer Research Voluntary Tax Contribution Fund	● 413	<input type="text"/> .00
	School Supplies for Homeless Children Voluntary Tax Contribution Fund	● 422	<input type="text"/> .00
	State Parks Protection Fund/Parks Pass Purchase	● 423	<input type="text"/> .00
	Protect Our Coast and Oceans Voluntary Tax Contribution Fund.	● 424	<input type="text"/> .00
	Keep Arts in Schools Voluntary Tax Contribution Fund	● 425	<input type="text"/> .00
	California Senior Citizen Advocacy Voluntary Tax Contribution Fund	● 438	<input type="text"/> .00
	Native California Wildlife Rehabilitation Voluntary Tax Contribution Fund.	● 439	<input type="text"/> .00
	Rape Kit Backlog Voluntary Tax Contribution Fund	● 440	<input type="text"/> .00
	Suicide Prevention Voluntary Tax Contribution Fund	● 444	<input type="text"/> .00
	Mental Health Crisis Prevention Voluntary Tax Contribution Fund.	● 445	<input type="text"/> .00
	120 Add amounts in code 400 through code 445. This is your total contribution	● 120	<input type="text"/> .00

REV 02/02/24 PRO

Your name: Your SSN or ITIN:

Amount You Owe
121 AMOUNT YOU OWE. Add line 93, line 104, and line 120. See instructions. **Do not send cash.**
Mail to: **FRANCHISE TAX BOARD, PO BOX 942867, SACRAMENTO CA 94267-0001.** ● **121**
Pay Online – Go to **ftb.ca.gov/pay** for more information.

Interest and Penalties
122 Interest, late return penalties, and late payment penalties. **122**
123 Underpayment of estimated tax.
Check the box: ● **FTB 5805 attached** ● **FTB 5805F attached** ● **123**
124 Total amount due. See instructions. Enclose, but **do not** staple, any payment **124**

125 REFUND OR NO AMOUNT DUE. Subtract line 120 from line 103. See instructions.
Mail to: **FRANCHISE TAX BOARD, PO BOX 942840, SACRAMENTO CA 94240-0001.** ● **125**

Refund and Direct Deposit
Fill in the information to authorize direct deposit of your refund into one or two accounts. **Do not** attach a voided check or a deposit slip.
See instructions. **Have you verified the routing and account numbers?** Use whole dollars only.
All or the following amount of my refund (line 125) is authorized for direct deposit into the account shown below:

● Routing number ● Type Checking ● Account number ● **126** Direct deposit amount
 Savings

The remaining amount of my refund (line 125) is authorized for direct deposit into the account shown below:

● Routing number ● Type Checking ● Account number ● **127** Direct deposit amount
 Savings

Voter Info.
For voter registration information, check the box and go to **sos.ca.gov/elections.** See instructions

Health Care Coverage Info.
Do you want information on no-cost or low-cost health care coverage? By checking the "Yes" box, you authorize the FTB to share limited information from your tax return with Covered California. See instructions ● Yes No

Sign your tax return on Side 6

Your name: Your SSN or ITIN:

IMPORTANT: Attach a copy of your complete federal return.

Our privacy notice can be found in annual tax booklets or online. Go to ftb.ca.gov/privacy to learn about our privacy policy statement, or go to ftb.ca.gov/forms and search for 1131 to locate FTB 1131 EN-SP, Franchise Tax Board Privacy Notice on Collection. To request this notice by mail, call 800.338.0505 and enter form code 948 when instructed.

Under penalties of perjury, I declare that I have examined this tax return, including accompanying schedules and statements, and to the best of my knowledge and belief, it is true, correct, and complete.

Your signature Date Spouse's/RDP's signature (if a joint tax return, both must sign)

Your email address. Enter only one email address.
 Preferred phone number

Sign Here

It is unlawful to forge a spouse's/RDP's signature.

Joint tax return? See instructions.

Paid preparer's signature (declaration of preparer is based on all information of which preparer has any knowledge)

Firm's name (or yours, if self-employed) PTIN

Firm's address Firm's FEIN

Do you want to allow another person to discuss this tax return with us? See instructions. Yes No

Print Third Party Designee's Name Telephone Number

REV 02/02/24 PRO

California Adjustments —
Nonresidents or Part-Year Residents

2023

CA (540NR)

Important: Attach this schedule behind Form 540NR, Side 6 as a supporting California schedule.

Table with 2 columns: Name(s) as shown on tax return (JANAKIRAM MUNDRATHI) and SSN or ITIN (349257944)

Part I Residency Information. Complete all lines that apply to you and your spouse/RDP for taxable year 2023.

During 2023:

- 1 My California (CA) Residency (Check one)
a Myself: [] Nonresident [X] Part-Year Resident [] Resident
b Spouse: [] Nonresident [] Part-Year Resident [] Resident

Table for residency information with columns: Yourself, Spouse/RDP. Rows include domicile, military, CA resident/nonresident status, days in CA, and prior CA residency.

Part II Income Adjustment Schedule

Main table for income adjustment with columns A-E: Federal Amounts, Subtractions, Additions, Total Amounts Using CA Law, CA Amounts. Rows include total federal income, household employee wages, tip income, etc.

REV 02/02/24 PRO

	A	B	C	D	E
Section B — Additional Income from federal Schedule 1 (Form 1040)	Federal Amounts (taxable amounts from your federal tax return)	Subtractions See instructions (difference between CA & federal law)	Additions See instructions (difference between CA & federal law)	Total Amounts Using CA Law As If You Were a CA Resident (subtract col. B from col. A; add col. C to the result)	CA Amounts (income earned or received as a CA resident and income earned or received from CA sources as a nonresident)
1 Taxable refunds, credits, or offsets of state and local income taxes. 1	<input type="radio"/>	<input type="radio"/>			
2 a Alimony received. See instructions. 2a	<input type="radio"/>		<input type="radio"/>	<input type="radio"/>	<input type="radio"/>
3 Business income or (loss). See instructions. 3	<input type="radio"/>	<input type="radio"/>	<input type="radio"/>	<input type="radio"/>	<input type="radio"/>
4 Other gains or (losses) 4	<input type="radio"/>	<input type="radio"/>	<input type="radio"/>	<input type="radio"/>	<input type="radio"/>
5 Rental real estate, royalties, partnerships, S corporations, trusts, etc. 5	<input type="radio"/> -22756	<input type="radio"/>	<input type="radio"/>	<input type="radio"/> -22756	<input type="radio"/>
6 Farm income or (loss) 6	<input type="radio"/>	<input type="radio"/>	<input type="radio"/>	<input type="radio"/>	<input type="radio"/>
7 Unemployment compensation 7	<input type="radio"/>	<input type="radio"/>			
8 Other income:					
a Federal net operating loss. 8a	<input type="radio"/> ()		<input type="radio"/>		
b Gambling 8b	<input type="radio"/>	<input type="radio"/>		<input type="radio"/>	<input type="radio"/>
c Cancellation of debt. 8c	<input type="radio"/>	<input type="radio"/>	<input type="radio"/>	<input type="radio"/>	<input type="radio"/>
d Foreign earned income exclusion from federal Form 2555 8d	<input type="radio"/> ()		<input type="radio"/>		
e Income from federal Form 8853. 8e	<input type="radio"/>		<input type="radio"/>	<input type="radio"/>	<input type="radio"/>
f Income from federal Form 8889. 8f	<input type="radio"/>	<input type="radio"/>			
g Alaska Permanent Fund dividends 8g	<input type="radio"/>			<input type="radio"/>	<input type="radio"/>
h Jury duty pay 8h	<input type="radio"/>			<input type="radio"/>	<input type="radio"/>
i Prizes and awards. 8i	<input type="radio"/>			<input type="radio"/>	<input type="radio"/>
j Activity not engaged in for profit income 8j	<input type="radio"/>			<input type="radio"/>	<input type="radio"/>
k Stock options 8k	<input type="radio"/>		<input type="radio"/>	<input type="radio"/>	<input type="radio"/>
l Income from the rental of personal property if you engaged in the rental for profit but were not in the business of renting such property 8l	<input type="radio"/>			<input type="radio"/>	<input type="radio"/>
m Olympic and Paralympic medals and USOC prize money. 8m	<input type="radio"/>			<input type="radio"/>	<input type="radio"/>
n IRC Section 951(a) inclusion 8n	<input type="radio"/>	<input type="radio"/>			
o IRC Section 951A(a) inclusion 8o	<input type="radio"/>	<input type="radio"/>			
p IRC Section 461(l) excess business loss adjustment 8p	<input type="radio"/>	<input type="radio"/>	<input type="radio"/>	<input type="radio"/>	<input type="radio"/>
q Taxable distributions from an ABLE account. 8q	<input type="radio"/>			<input type="radio"/>	<input type="radio"/>
r Scholarship and fellowship grants not reported on federal Form(s) W-2. 8r	<input type="radio"/>			<input type="radio"/>	<input type="radio"/>
s Nontaxable amount of Medicaid waiver payments included on federal Form 1040, line 1a or line 1d 8s	<input type="radio"/> ()			<input type="radio"/> ()	<input type="radio"/> ()
t Pension or annuity from a nonqualified deferred compensation plan or a nongovernmental IRC Section 457 plan. 8t	<input type="radio"/>			<input type="radio"/>	<input type="radio"/>
u Wages earned while incarcerated 8u	<input type="radio"/>			<input type="radio"/>	<input type="radio"/>
z Other income. List type and amount. <input type="radio"/> _____ 8z	<input type="radio"/>	<input type="radio"/>	<input type="radio"/>	<input type="radio"/>	<input type="radio"/>
9 a Total other income. Add line 8a through line 8z 9a	<input type="radio"/>	<input type="radio"/>	<input type="radio"/>	<input type="radio"/>	<input type="radio"/>

	A	B	C	D	E
Section B — Additional Income Continued	Federal Amounts (taxable amounts from your federal tax return)	Subtractions See instructions (difference between CA & federal law)	Additions See instructions (difference between CA & federal law)	Total Amounts Using CA Law As If You Were a CA Resident (subtract col. B from col. A; add col. C to the result)	CA Amounts (income earned or received as a CA resident and income earned or received from CA sources as a nonresident)
b1 Disaster loss deduction from form FTB 3805V 9b1		<input type="radio"/>		<input type="radio"/>	<input type="radio"/>
b2 NOL deduction from form FTB 3805V 9b2		<input type="radio"/>		<input type="radio"/>	<input type="radio"/>
b3 NOL deduction from form FTB 3805Z, FTB 3807, or FTB 3809 .. 9b3		<input type="radio"/>		<input type="radio"/>	<input type="radio"/>
10 Total. Combine Section A, line 1z through line 7, and Section B, line 1 through line 7, line 9a and line 9b1 through line 9b3 (as applicable) in each column. See instructions. 10	<input checked="" type="radio"/> 72095	<input type="radio"/>	<input type="radio"/>	<input checked="" type="radio"/> 72095	<input type="radio"/>

Section C — Adjustments to Income
from federal Schedule 1 (Form 1040)

11 Educator expenses 11	<input checked="" type="radio"/>	<input type="radio"/>			
12 Certain business expenses of reservists, performing artists, and fee-basis government officials 12	<input checked="" type="radio"/>	<input type="radio"/>	<input type="radio"/>	<input type="radio"/>	<input type="radio"/>
13 Health savings account deduction. 13	<input checked="" type="radio"/>	<input type="radio"/>			
14 Moving expenses. Attach form FTB 3913. See instructions 14	<input checked="" type="radio"/>		<input type="radio"/>	<input type="radio"/>	<input type="radio"/>
15 Deductible part of self-employment tax. See instructions. 15	<input checked="" type="radio"/>	<input type="radio"/>		<input type="radio"/>	<input type="radio"/>
16 Self-employed SEP, SIMPLE, and qualified plans. 16	<input checked="" type="radio"/>			<input type="radio"/>	<input type="radio"/>
17 Self-employed health insurance deduction. See instructions. 17	<input checked="" type="radio"/>	<input type="radio"/>		<input type="radio"/>	<input type="radio"/>
18 Penalty on early withdrawal of savings . . . 18	<input checked="" type="radio"/>			<input type="radio"/>	<input type="radio"/>
19 a Alimony paid. b Enter recipient's: SSN <input checked="" type="radio"/> _____ Last name <input type="radio"/> _____ 19a	<input checked="" type="radio"/>		<input type="radio"/>	<input type="radio"/>	<input type="radio"/>
20 IRA deduction 20	<input checked="" type="radio"/>	<input type="radio"/>	<input type="radio"/>	<input type="radio"/>	<input type="radio"/>
21 Student loan interest deduction 21	<input checked="" type="radio"/>		<input type="radio"/>	<input type="radio"/>	<input type="radio"/>
22 Reserved for future use 22					
23 Archer MSA deduction 23	<input checked="" type="radio"/>			<input type="radio"/>	<input type="radio"/>
24 Other adjustments:					
a Jury duty pay 24a	<input checked="" type="radio"/>			<input type="radio"/>	<input type="radio"/>
b Deductible expenses related to income reported on line 8l from the rental of personal property engaged in for profit. 24b	<input checked="" type="radio"/>	<input type="radio"/>	<input type="radio"/>	<input type="radio"/>	<input type="radio"/>
c Nontaxable amount of the value of Olympic and Paralympic medals and USOC prize money reported on line 8m 24c	<input checked="" type="radio"/>	<input type="radio"/>			
d Reforestation amortization and expenses. 24d	<input checked="" type="radio"/>	<input type="radio"/>		<input type="radio"/>	<input type="radio"/>
e Repayment of supplemental unemployment benefits under the federal Trade Act of 1974 24e	<input checked="" type="radio"/>			<input type="radio"/>	<input type="radio"/>
f Contributions to IRC Section 501(c)(18)(D) pension plans . . 24f	<input checked="" type="radio"/>	<input type="radio"/>	<input type="radio"/>	<input type="radio"/>	<input type="radio"/>
g Contributions by certain chaplains to IRC Section 403(b) plans 24g	<input checked="" type="radio"/>	<input type="radio"/>	<input type="radio"/>	<input type="radio"/>	<input type="radio"/>
h Attorney fees and court costs for actions involving certain unlawful discrimination claims 24h	<input checked="" type="radio"/>			<input type="radio"/>	<input type="radio"/>

REV 02/02/24 PRO

Section C — Adjustments to Income Continued	A Federal Amounts (taxable amounts from your federal tax return)	B Subtractions See instructions (difference between CA & federal law)	C Additions See instructions (difference between CA & federal law)	D Total Amounts Using CA Law As If You Were a CA Resident (subtract col. B from col. A; add col. C to the result)	E CA Amounts (income earned or received as a CA resident and income earned or received from CA sources as a nonresident)
i Attorney fees and court costs you paid in connection with an award from the IRS for information you provided that helped the IRS detect tax law violations 24i	<input checked="" type="radio"/>	<input checked="" type="radio"/>			
j Housing deduction from federal Form 2555 24j	<input checked="" type="radio"/>	<input checked="" type="radio"/>			
k Excess deductions of IRC Section 67(e) expenses from federal Schedule K-1 (Form 1041) 24k	<input checked="" type="radio"/>			<input checked="" type="radio"/>	<input checked="" type="radio"/>
z Other adjustments. List type and amount. <input checked="" type="radio"/> _____ 24z	<input checked="" type="radio"/>	<input checked="" type="radio"/>	<input checked="" type="radio"/>	<input checked="" type="radio"/>	<input checked="" type="radio"/>
25 Total other adjustments. Add line 24a through line 24z. 25	<input checked="" type="radio"/>	<input checked="" type="radio"/>	<input checked="" type="radio"/>	<input checked="" type="radio"/>	<input checked="" type="radio"/>
26 Add line 11 through line 23 and line 25 in each column, A through E 26	<input checked="" type="radio"/>	<input checked="" type="radio"/>	<input checked="" type="radio"/>	<input checked="" type="radio"/>	<input checked="" type="radio"/>
27 Total. Subtract line 26 from line 10 in each column, A through E. See instructions. 27	<input checked="" type="radio"/>	<input checked="" type="radio"/>	<input checked="" type="radio"/>	<input checked="" type="radio"/>	<input checked="" type="radio"/>
	72095			72095	

Part III Adjustments to Federal Itemized Deductions
Check the box if you did NOT itemize for federal but will itemize for California

	A Federal Amounts (from federal Schedule A (Form 1040))	B Subtractions See instructions	C Additions See instructions
Medical and Dental Expenses See instructions.			
1 Medical and dental expenses 1			
2 Enter amount from federal Form 1040 or 1040-SR, line 11 2	72095		
3 Multiply line 2 by 7.5% (0.075) 3	5407		
4 Subtract line 3 from line 1. If line 3 is more than line 1, enter 0 4	<input checked="" type="radio"/>		<input checked="" type="radio"/>

Taxes You Paid

5a State and local income tax or general sales taxes 5a	<input checked="" type="radio"/>	3926	<input checked="" type="radio"/>	3926	
5b State and local real estate taxes 5b	<input checked="" type="radio"/>				
5c State and local personal property taxes 5c	<input checked="" type="radio"/>				
5d Add line 5a through line 5c. 5d	<input checked="" type="radio"/>	3926			
5e Enter the smaller of line 5d or \$10,000 (\$5,000 if married filing separately) in column A. Enter the amount from line 5a, column B in line 5e, column B. Enter the difference from line 5d and line 5e, column A in line 5e, column C. 5e	<input checked="" type="radio"/>	3926	<input checked="" type="radio"/>	3926	<input checked="" type="radio"/>
6 Other taxes. List type <input checked="" type="radio"/> _____ 6	<input checked="" type="radio"/>		<input checked="" type="radio"/>		<input checked="" type="radio"/>
7 Add line 5e and line 6. 7	<input checked="" type="radio"/>	3926	<input checked="" type="radio"/>	3926	<input checked="" type="radio"/>

Interest You Paid

8a Home mortgage interest and points reported to you on federal Form 1098 8a	<input checked="" type="radio"/>	7937			<input checked="" type="radio"/>
8b Home mortgage interest not reported to you on federal Form 1098. 8b	<input checked="" type="radio"/>				<input checked="" type="radio"/>
8c Points not reported to you on federal Form 1098. 8c	<input checked="" type="radio"/>				<input checked="" type="radio"/>
8d Reserved for future use 8d					
8e Add line 8a through line 8c. 8e	<input checked="" type="radio"/>	7937	<input checked="" type="radio"/>		<input checked="" type="radio"/>
9 Investment interest. 9	<input checked="" type="radio"/>		<input checked="" type="radio"/>		<input checked="" type="radio"/>
10 Add line 8e and line 9. 10	<input checked="" type="radio"/>	7937	<input checked="" type="radio"/>		<input checked="" type="radio"/>

Gifts to Charity

11 Gifts by cash or check 11	<input checked="" type="radio"/>		<input checked="" type="radio"/>		<input checked="" type="radio"/>
12 Other than by cash or check. 12	<input checked="" type="radio"/>		<input checked="" type="radio"/>		<input checked="" type="radio"/>
13 Carryover from prior year. 13	<input checked="" type="radio"/>		<input checked="" type="radio"/>		<input checked="" type="radio"/>
14 Add line 11 through line 13 14	<input checked="" type="radio"/>		<input checked="" type="radio"/>		<input checked="" type="radio"/>

Part III Adjustments to Federal Itemized Deductions Continued	A Federal Amounts (from federal Schedule A (Form 1040))	B Subtractions See instructions	C Additions See instructions
---	--	---	--

Casualty and Theft Losses			
15 Casualty or theft loss(es) (other than net qualified disaster losses). Attach federal Form 4684. See instructions.	15	<input type="radio"/>	<input type="radio"/>
Other Itemized Deductions			
16 Other—from list in federal instructions.	16	<input type="radio"/>	<input type="radio"/>
17 Add lines 4, 7, 10, 14, 15, and 16 in columns A, B, and C.	17	<input checked="" type="radio"/>	<input type="radio"/>
	11863	<input type="radio"/>	<input type="radio"/>
18 Total. Combine line 17 column A less column B plus column C.	18	<input checked="" type="radio"/>	<input type="radio"/>
			7937

Job Expenses and Certain Miscellaneous Deductions
--

19 Unreimbursed employee expenses: job travel, union dues, job education, etc. Attach federal Form 2106 if required. See instructions.	19	<input checked="" type="radio"/>	<input type="radio"/>
20 Tax preparation fees.	20	<input checked="" type="radio"/>	<input type="radio"/>
21 Other expenses: investment, safe deposit box, etc. List type <input checked="" type="radio"/>	21	<input checked="" type="radio"/>	<input type="radio"/>
22 Add line 19 through line 21	22	<input checked="" type="radio"/>	<input type="radio"/>
23 Enter amount from federal Form 1040 or 1040-SR, line 11 <input checked="" type="radio"/>	72095		
24 Multiply line 23 by 2% (0.02). If less than zero, enter 0	24	<input checked="" type="radio"/>	<input type="radio"/>
			1442
25 Subtract line 24 from line 22. If line 24 is more than line 22, enter 0.	25	<input checked="" type="radio"/>	<input type="radio"/>
26 Total Itemized Deductions. Add line 18 and line 25.	26	<input checked="" type="radio"/>	<input type="radio"/>
			7937
27 Other adjustments. See instructions. Specify. <input checked="" type="radio"/>	27	<input checked="" type="radio"/>	<input type="radio"/>
28 Combine line 26 and line 27.	28	<input checked="" type="radio"/>	<input type="radio"/>
			7937
29 Is your federal AGI (Form 540NR, line 13) more than the amount shown below for your filing status?			
Single or married/RDP filing separately	\$237,035		
Head of household	\$355,558		
Married/RDP filing jointly or qualifying surviving spouse/RDP.	\$474,075		
No. Transfer the amount on line 28 to line 29.			
Yes. Complete the Itemized Deductions Worksheet in the instructions for Schedule CA (540NR), line 29	29	<input checked="" type="radio"/>	<input type="radio"/>
			7937
30 Enter the larger of the amount on line 29 or your standard deduction shown below:			
Single or married/RDP filing separately. See instructions.	\$5,363		
Married/RDP filing jointly, head of household, or qualifying surviving spouse/RDP	\$10,726	<input checked="" type="radio"/>	<input type="radio"/>
			7937

Part IV California Taxable Income
--

1 California AGI. Enter your California AGI from Part II, line 27, column E	1	<input checked="" type="radio"/>	<input type="radio"/>
2 Enter your deductions from line 30	2	<input checked="" type="radio"/>	<input type="radio"/>
			7937
3 Deduction Percentage. Divide Part II, line 27, column E by Part II, line 27, column D. Carry the decimal to four places. If the result is greater than 1.0000, enter 1.0000. If less than zero, enter -0-	3	<input checked="" type="radio"/>	<input type="radio"/>
			0.0000
4 California Itemized/Standard Deductions. Multiply line 2 by the percentage on line 3	4	<input checked="" type="radio"/>	<input type="radio"/>
5 California Taxable Income. Subtract line 4 from line 1. Transfer this amount to Form 540NR, line 35. If less than zero, enter -0-	5	<input checked="" type="radio"/>	<input type="radio"/>
			0

REV 02/02/24 PRO

**SCHEDULE A
(Form 1040)**

Department of the Treasury
Internal Revenue Service

Itemized Deductions

Attach to Form 1040 or 1040-SR.

Go to www.irs.gov/ScheduleA for instructions and the latest information.

Caution: If you are claiming a net qualified disaster loss on Form 4684, see the instructions for line 16.

OMB No. 1545-0074

2023

Attachment
Sequence No. **07**

Name(s) shown on Form 1040 or 1040-SR

JANAKIRAM MUNDRATHI

Your social security number

349-25-7944

Medical and Dental Expenses

Caution: Do not include expenses reimbursed or paid by others.

1	Medical and dental expenses (see instructions)		1
2	Enter amount from Form 1040 or 1040-SR, line 11	72095	2
3	Multiply line 2 by 7.5% (0.075)	5407	3
4	Subtract line 3 from line 1. If line 3 is more than line 1, enter -0-		4

Taxes You Paid

5	State and local taxes.		5
5a	State and local income taxes or general sales taxes. You may include either income taxes or general sales taxes on line 5a, but not both. If you elect to include general sales taxes instead of income taxes, check this box <input type="checkbox"/>	3926	5a
5b	State and local real estate taxes (see instructions)		5b
5c	State and local personal property taxes		5c
5d	Add lines 5a through 5c	3926	5d
5e	Enter the smaller of line 5d or \$10,000 (\$5,000 if married filing separately)	3926	5e
6	Other taxes. List type and amount: _____		6
7	Add lines 5e and 6	3926	7

Interest You Paid

Caution: Your mortgage interest deduction may be limited. See instructions.

8	Home mortgage interest and points. If you didn't use all of your home mortgage loan(s) to buy, build, or improve your home, see instructions and check this box <input type="checkbox"/>		8
8a	Home mortgage interest and points reported to you on Form 1098. See instructions if limited	7937	8a
8b	Home mortgage interest not reported to you on Form 1098. See instructions if limited. If paid to the person from whom you bought the home, see instructions and show that person's name, identifying no., and address _____		8b
8c	Points not reported to you on Form 1098. See instructions for special rules		8c
8d	Reserved for future use		8d
8e	Add lines 8a through 8c	7937	8e
9	Investment interest. Attach Form 4952 if required. See instructions		9
10	Add lines 8e and 9	7937	10

Gifts to Charity

Caution: If you made a gift and got a benefit for it, see instructions.

11	Gifts by cash or check. If you made any gift of \$250 or more, see instructions		11
12	Other than by cash or check. If you made any gift of \$250 or more, see instructions. You must attach Form 8283 if over \$500		12
13	Carryover from prior year		13
14	Add lines 11 through 13		14

Casualty and Theft Losses

15	Casualty and theft loss(es) from a federally declared disaster (other than net qualified disaster losses). Attach Form 4684 and enter the amount from line 18 of that form. See instructions		15
-----------	--	--	-----------

Other Itemized Deductions

16	Other—from list in instructions. List type and amount: _____		16
-----------	--	--	-----------

Total Itemized Deductions

17	Add the amounts in the far right column for lines 4 through 16. Also, enter this amount on Form 1040 or 1040-SR, line 12	11863	17
18	If you elect to itemize deductions even though they are less than your standard deduction, check this box <input type="checkbox"/>		18

For the year Jan. 1–Dec. 31, 2023, or other tax year beginning _____, 2023, ending _____, 20 _____ See separate instructions.

Your first name and middle initial JANAKIRAM	Last name MUNDRATHI	Your social security number 349 25 7944
If joint return, spouse's first name and middle initial	Last name	Spouse's social security number

Home address (number and street). If you have a P.O. box, see instructions. 3560 FLORA VISTA AVE		Apt. no. 322	Presidential Election Campaign Check here if you, or your spouse if filing jointly, want \$3 to go to this fund. Checking a box below will not change your tax or refund. <input type="checkbox"/> You <input type="checkbox"/> Spouse
City, town, or post office. If you have a foreign address, also complete spaces below. SANTA CLARA	State CA	ZIP code 95051	
Foreign country name	Foreign province/state/county	Foreign postal code	

Filing Status Single Head of household (HOH)

Check only one box. Married filing jointly (even if only one had income) Qualifying surviving spouse (QSS)

Married filing separately (MFS) Spouse

If you checked the MFS box, enter the name of your spouse. If you checked the HOH or QSS box, enter the child's name if the qualifying person is a child but not your dependent: _____

Digital Assets At any time during 2023, did you: (a) receive (as a reward, award, or payment for property or services); or (b) sell, exchange, or otherwise dispose of a digital asset (or a financial interest in a digital asset)? (See instructions.) Yes No

Standard Deduction **Someone can claim:** You as a dependent Your spouse as a dependent Spouse itemizes on a separate return or you were a dual-status alien

Age/Blindness You: Were born before January 2, 1959 Are blind Spouse: Was born before January 2, 1959 Is blind

Dependents (see instructions): If more than four dependents, see instructions and check here <input type="checkbox"/>	(1) First name	Last name	(2) Social security number	(3) Relationship to you	(4) Check the box if qualifies for (see instructions): Child tax credit	Credit for other dependents
						<input type="checkbox"/>
					<input type="checkbox"/>	<input type="checkbox"/>
					<input type="checkbox"/>	<input type="checkbox"/>
					<input type="checkbox"/>	<input type="checkbox"/>

Income	1a Total amount from Form(s) W-2, box 1 (see instructions)	1a 94,851.
Attach Form(s) W-2 here. Also attach Forms W-2G and 1099-R if tax was withheld. If you did not get a Form W-2, see instructions.	b Household employee wages not reported on Form(s) W-2	1b
	c Tip income not reported on line 1a (see instructions)	1c
	d Medicaid waiver payments not reported on Form(s) W-2 (see instructions)	1d
	e Taxable dependent care benefits from Form 2441, line 26	1e
	f Employer-provided adoption benefits from Form 8839, line 29	1f
	g Wages from Form 8919, line 6	1g
	h Other earned income (see instructions)	1h 0.
	i Nontaxable combat pay election (see instructions) 1i	
	z Add lines 1a through 1h	1z 94,851.

Attach Sch. B if required.	2a Tax-exempt interest	2a	b Taxable interest	2b
	3a Qualified dividends	3a	b Ordinary dividends	3b
	4a IRA distributions	4a	b Taxable amount	4b
	5a Pensions and annuities	5a	b Taxable amount	5b
	6a Social security benefits	6a	b Taxable amount	6b
	c If you elect to use the lump-sum election method, check here (see instructions) <input type="checkbox"/>			

Standard Deduction for—	7 Capital gain or (loss). Attach Schedule D if required. If not required, check here <input type="checkbox"/>	
• Single or Married filing separately, \$13,850	8 Additional income from Schedule 1, line 10	8 -22,756.
• Married filing jointly or Qualifying surviving spouse, \$27,700	9 Add lines 1z, 2b, 3b, 4b, 5b, 6b, 7, and 8. This is your total income	9 72,095.
• Head of household, \$20,800	10 Adjustments to income from Schedule 1, line 26	10
• If you checked any box under Standard Deduction, see instructions.	11 Subtract line 10 from line 9. This is your adjusted gross income	11 72,095.
	12 Standard deduction or itemized deductions (from Schedule A)	12 13,850.
	13 Qualified business income deduction from Form 8995 or Form 8995-A	13
	14 Add lines 12 and 13	14 13,850.
	15 Subtract line 14 from line 11. If zero or less, enter -0-. This is your taxable income	15 58,245.

Tax and Credits	16	Tax (see instructions). Check if any from Form(s): 1 <input type="checkbox"/> 8814 2 <input type="checkbox"/> 4972 3 <input type="checkbox"/> _____	16	8,117.
	17	Amount from Schedule 2, line 3	17	
	18	Add lines 16 and 17	18	8,117.
	19	Child tax credit or credit for other dependents from Schedule 8812	19	
	20	Amount from Schedule 3, line 8	20	957.
	21	Add lines 19 and 20	21	957.
	22	Subtract line 21 from line 18. If zero or less, enter -0-	22	7,160.
	23	Other taxes, including self-employment tax, from Schedule 2, line 21	23	0.
	24	Add lines 22 and 23. This is your total tax	24	7,160.

Payments	25	Federal income tax withheld from:		
	a	Form(s) W-2	25a	12,806.
	b	Form(s) 1099	25b	
	c	Other forms (see instructions)	25c	
	d	Add lines 25a through 25c	25d	12,806.
	26	2023 estimated tax payments and amount applied from 2022 return	26	
	27	Earned income credit (EIC)	27	
	28	Additional child tax credit from Schedule 8812	28	
	29	American opportunity credit from Form 8863, line 8	29	
	30	Reserved for future use	30	
	31	Amount from Schedule 3, line 15	31	
	32	Add lines 27, 28, 29, and 31. These are your total other payments and refundable credits	32	
	33	Add lines 25d, 26, and 32. These are your total payments	33	12,806.

Refund	34	If line 33 is more than line 24, subtract line 24 from line 33. This is the amount you overpaid	34	5,646.
	35a	Amount of line 34 you want refunded to you . If Form 8888 is attached, check here <input type="checkbox"/>	35a	5,646.
Direct deposit? See instructions.	b	Routing number 3 2 2 2 7 1 6 2 7	c Type:	<input checked="" type="checkbox"/> Checking <input type="checkbox"/> Savings
	d	Account number 7 8 8 9 0 6 6 3 9		
	36	Amount of line 34 you want applied to your 2024 estimated tax	36	

Amount You Owe	37	Subtract line 33 from line 24. This is the amount you owe . For details on how to pay, go to www.irs.gov/Payments or see instructions	37	
	38	Estimated tax penalty (see instructions)	38	

Third Party Designee Do you want to allow another person to discuss this return with the IRS? See instructions **Yes**. Complete below. **No**

Designee's name _____ Phone no. _____ Personal identification number (PIN) _____

Sign Here Under penalties of perjury, I declare that I have examined this return and accompanying schedules and statements, and to the best of my knowledge and belief, they are true, correct, and complete. Declaration of preparer (other than taxpayer) is based on all information of which preparer has any knowledge.

Your signature	Date	Your occupation SOFTWARE CONSULTANT	If the IRS sent you an Identity Protection PIN, enter it here (see inst.)
Spouse's signature. If a joint return, both must sign.	Date	Spouse's occupation	If the IRS sent your spouse an Identity Protection PIN, enter it here (see inst.)
Phone no. (510) 598-9071	Email address JOHNNY.RAM91@HOTMAIL.COM		

Paid Preparer Use Only

Preparer's name VENKATA SAI PAVAN KUMAR DUDIPALLI	Preparer's signature VENKATA SAI PAVAN KUMAR DUDIPALLI	Date	PTIN P02470833	Check if: <input type="checkbox"/> Self-employed
Firm's name GLOBAL TAXES LLC	Firm's address 245 ROONEY CT E BRUNSWICK NJ 08816		Phone no. (678) 965-9522	Firm's EIN 88-2145487

**SCHEDULE 1
(Form 1040)**

Department of the Treasury
Internal Revenue Service

Additional Income and Adjustments to Income

Attach to Form 1040, 1040-SR, or 1040-NR.

Go to www.irs.gov/Form1040 for instructions and the latest information.

OMB No. 1545-0074

2023

Attachment
Sequence No. **01**

Name(s) shown on Form 1040, 1040-SR, or 1040-NR

JANAKIRAM MUNDRATHI

Your social security number

349-25-7944

Part I Additional Income

1	Taxable refunds, credits, or offsets of state and local income taxes		1	
2a	Alimony received		2a	
b	Date of original divorce or separation agreement (see instructions): _____			
3	Business income or (loss). Attach Schedule C		3	
4	Other gains or (losses). Attach Form 4797		4	
5	Rental real estate, royalties, partnerships, S corporations, trusts, etc. Attach Schedule E		5	-22,756.
6	Farm income or (loss). Attach Schedule F		6	
7	Unemployment compensation		7	
8	Other income:			
a	Net operating loss	8a ()		
b	Gambling	8b		
c	Cancellation of debt	8c		
d	Foreign earned income exclusion from Form 2555	8d ()		
e	Income from Form 8853	8e		
f	Income from Form 8889	8f		
g	Alaska Permanent Fund dividends	8g		
h	Jury duty pay	8h		
i	Prizes and awards	8i		
j	Activity not engaged in for profit income	8j		
k	Stock options	8k		
l	Income from the rental of personal property if you engaged in the rental for profit but were not in the business of renting such property	8l		
m	Olympic and Paralympic medals and USOC prize money (see instructions)	8m		
n	Section 951(a) inclusion (see instructions)	8n		
o	Section 951A(a) inclusion (see instructions)	8o		
p	Section 461(l) excess business loss adjustment	8p		
q	Taxable distributions from an ABL account (see instructions)	8q		
r	Scholarship and fellowship grants not reported on Form W-2	8r		
s	Nontaxable amount of Medicaid waiver payments included on Form 1040, line 1a or 1d	8s ()		
t	Pension or annuity from a nonqualified deferred compensation plan or a nongovernmental section 457 plan	8t		
u	Wages earned while incarcerated	8u		
z	Other income. List type and amount: _____	8z		
9	Total other income. Add lines 8a through 8z		9	
10	Combine lines 1 through 7 and 9. This is your additional income . Enter here and on Form 1040, 1040-SR, or 1040-NR, line 8		10	-22,756.

For Paperwork Reduction Act Notice, see your tax return instructions.

Schedule 1 (Form 1040) 2023

Part II Adjustments to Income

11	Educator expenses		11	
12	Certain business expenses of reservists, performing artists, and fee-basis government officials. Attach Form 2106		12	
13	Health savings account deduction. Attach Form 8889		13	
14	Moving expenses for members of the Armed Forces. Attach Form 3903		14	
15	Deductible part of self-employment tax. Attach Schedule SE		15	
16	Self-employed SEP, SIMPLE, and qualified plans		16	
17	Self-employed health insurance deduction		17	
18	Penalty on early withdrawal of savings		18	
19a	Alimony paid		19a	
b	Recipient's SSN			
c	Date of original divorce or separation agreement (see instructions): _____			
20	IRA deduction		20	
21	Student loan interest deduction		21	
22	Reserved for future use		22	
23	Archer MSA deduction		23	
24	Other adjustments:			
a	Jury duty pay (see instructions)	24a		
b	Deductible expenses related to income reported on line 8l from the rental of personal property engaged in for profit	24b		
c	Nontaxable amount of the value of Olympic and Paralympic medals and USOC prize money reported on line 8m	24c		
d	Reforestation amortization and expenses	24d		
e	Repayment of supplemental unemployment benefits under the Trade Act of 1974	24e		
f	Contributions to section 501(c)(18)(D) pension plans	24f		
g	Contributions by certain chaplains to section 403(b) plans	24g		
h	Attorney fees and court costs for actions involving certain unlawful discrimination claims (see instructions)	24h		
i	Attorney fees and court costs you paid in connection with an award from the IRS for information you provided that helped the IRS detect tax law violations	24i		
j	Housing deduction from Form 2555	24j		
k	Excess deductions of section 67(e) expenses from Schedule K-1 (Form 1041)	24k		
z	Other adjustments. List type and amount: _____	24z		
25	Total other adjustments. Add lines 24a through 24z		25	
26	Add lines 11 through 23 and 25. These are your adjustments to income . Enter here and on Form 1040, 1040-SR, or 1040-NR, line 10		26	

**SCHEDULE 3
(Form 1040)**

Department of the Treasury
Internal Revenue Service

Additional Credits and Payments

Attach to Form 1040, 1040-SR, or 1040-NR.
Go to www.irs.gov/Form1040 for instructions and the latest information.

OMB No. 1545-0074

2023
Attachment
Sequence No. **03**

Name(s) shown on Form 1040, 1040-SR, or 1040-NR
JANAKIRAM MUNDRATHI

Your social security number
349-25-7944

Part I Nonrefundable Credits

1	Foreign tax credit. Attach Form 1116 if required	1	
2	Credit for child and dependent care expenses from Form 2441, line 11. Attach Form 2441	2	
3	Education credits from Form 8863, line 19	3	957.
4	Retirement savings contributions credit. Attach Form 8880	4	
5a	Residential clean energy credit from Form 5695, line 15	5a	
b	Energy efficient home improvement credit from Form 5695, line 32	5b	
6	Other nonrefundable credits:		
a	General business credit. Attach Form 3800	6a	
b	Credit for prior year minimum tax. Attach Form 8801	6b	
c	Adoption credit. Attach Form 8839	6c	
d	Credit for the elderly or disabled. Attach Schedule R	6d	
e	Reserved for future use	6e	
f	Clean vehicle credit. Attach Form 8936	6f	
g	Mortgage interest credit. Attach Form 8396	6g	
h	District of Columbia first-time homebuyer credit. Attach Form 8859	6h	
i	Qualified electric vehicle credit. Attach Form 8834	6i	
j	Alternative fuel vehicle refueling property credit. Attach Form 8911	6j	
k	Credit to holders of tax credit bonds. Attach Form 8912	6k	
l	Amount on Form 8978, line 14. See instructions	6l	
m	Credit for previously owned clean vehicles. Attach Form 8936	6m	
z	Other nonrefundable credits. List type and amount: _____ _____	6z	
7	Total other nonrefundable credits. Add lines 6a through 6z	7	
8	Add lines 1 through 4, 5a, 5b, and 7. Enter here and on Form 1040, 1040-SR, or 1040-NR, line 20	8	957.

(continued on page 2)

Part II Other Payments and Refundable Credits

9	Net premium tax credit. Attach Form 8962		9	
10	Amount paid with request for extension to file (see instructions)		10	
11	Excess social security and tier 1 RRTA tax withheld		11	
12	Credit for federal tax on fuels. Attach Form 4136		12	
13	Other payments or refundable credits:			
a	Form 2439	13a		
b	Credit for repayment of amounts included in income from earlier years	13b		
c	Elective payment election amount from Form 3800, Part III, line 6, column (i)	13c		
d	Deferred amount of net 965 tax liability (see instructions)	13d		
z	Other payments or refundable credits. List type and amount: _____	13z		
14	Total other payments or refundable credits. Add lines 13a through 13z		14	
15	Add lines 9 through 12 and 14. Enter here and on Form 1040, 1040-SR, or 1040-NR, line 31		15	

**SCHEDULE E
(Form 1040)**

Supplemental Income and Loss
(From rental real estate, royalties, partnerships, S corporations, estates, trusts, REMICs, etc.)

OMB No. 1545-0074

2023
Attachment
Sequence No. **13**

Department of the Treasury
Internal Revenue Service

Attach to Form 1040, 1040-SR, 1040-NR, or 1041.
Go to www.irs.gov/ScheduleE for instructions and the latest information.

Name(s) shown on return

JANAKIRAM MUNDRATHI

Your social security number

349-25-7944

Part I Income or Loss From Rental Real Estate and Royalties

Note: If you are in the business of renting personal property, use **Schedule C**. See instructions. If you are an individual, report farm rental income or loss from **Form 4835** on page 2, line 40.

- A** Did you make any payments in 2023 that would require you to file Form(s) 1099? See instructions Yes No
B If "Yes," did you or will you file required Form(s) 1099? Yes No

1a Physical address of each property (street, city, state, ZIP code)

A MOULAALI HYDERABAD TELANGANA IN 500040

B
C

1b Type of Property (from list below)	2 For each rental real estate property listed above, report the number of fair rental and personal use days. Check the QJV box only if you meet the requirements to file as a qualified joint venture. See instructions.	Fair Rental Days		Personal Use Days	QJV
		A	B	C	
A 3		365		0	<input type="checkbox"/>
B					<input type="checkbox"/>
C					<input type="checkbox"/>

Type of Property:

- 1 Single Family Residence 3 Vacation/Short-Term Rental 5 Land 7 Self-Rental
 2 Multi-Family Residence 4 Commercial 6 Royalties 8 Other (describe) _____

Income:	Properties:		
	A	B	C
3 Rents received	540.		
4 Royalties received			
Expenses:			
5 Advertising			
6 Auto and travel (see instructions)			
7 Cleaning and maintenance	1,526.		
8 Commissions			
9 Insurance			
10 Legal and other professional fees			
11 Management fees	1,205.		
12 Mortgage interest paid to banks, etc. (see instructions)			
13 Other interest			
14 Repairs	6,759.		
15 Supplies	6,852.		
16 Taxes			
17 Utilities	6,954.		
18 Depreciation expense or depletion			
19 Other (list) _____			
20 Total expenses. Add lines 5 through 19	23,296.		
21 Subtract line 20 from line 3 (rents) and/or 4 (royalties). If result is a (loss), see instructions to find out if you must file Form 6198	-22,756.		
22 Deductible rental real estate loss after limitation, if any, on Form 8582 (see instructions)	(22,756.)		
23a Total of all amounts reported on line 3 for all rental properties		540.	
b Total of all amounts reported on line 4 for all royalty properties			
c Total of all amounts reported on line 12 for all properties			
d Total of all amounts reported on line 18 for all properties			
e Total of all amounts reported on line 20 for all properties		23,296.	
24 Income. Add positive amounts shown on line 21. Do not include any losses			
25 Losses. Add royalty losses from line 21 and rental real estate losses from line 22. Enter total losses here			(22,756.)
26 Total rental real estate and royalty income or (loss). Combine lines 24 and 25. Enter the result here. If Parts II, III, and IV, and line 40 on page 2 do not apply to you, also enter this amount on Schedule 1 (Form 1040), line 5. Otherwise, include this amount in the total on line 41 on page 2 .			-22,756.

For Paperwork Reduction Act Notice, see the separate instructions.

NPA -22,756.

Schedule E (Form 1040) 2023

Education Credits
(American Opportunity and Lifetime Learning Credits)

Department of the Treasury
Internal Revenue Service

Attach to Form 1040 or 1040-SR.
Go to www.irs.gov/Form8863 for instructions and the latest information.

2023
Attachment
Sequence No. **50**

Name(s) shown on return

Your social security number

JANAKIRAM MUNDRATHI

349	25	7944
-----	----	------



Complete a separate Part III on page 2 for each student for whom you're claiming either credit before you complete Parts I and II.

Part I Refundable American Opportunity Credit

1	After completing Part III for each student, enter the total of all amounts from all Parts III, line 30	1	
2	Enter: \$180,000 if married filing jointly; \$90,000 if single, head of household, or qualifying surviving spouse	2	
3	Enter the amount from Form 1040 or 1040-SR, line 11. But if you're filing Form 2555 or 4563, or you're excluding income from Puerto Rico, see Pub. 970 for the amount to enter instead	3	
4	Subtract line 3 from line 2. If zero or less, stop ; you can't take any education credit	4	
5	Enter: \$20,000 if married filing jointly; \$10,000 if single, head of household, or qualifying surviving spouse	5	
6	If line 4 is: • Equal to or more than line 5, enter 1.000 on line 6 • Less than line 5, divide line 4 by line 5. Enter the result as a decimal (rounded to at least three places)	6	
7	Multiply line 1 by line 6. Caution: If you were under age 24 at the end of the year and meet the conditions described in the instructions, you can't take the refundable American opportunity credit; skip line 8, enter the amount from line 7 on line 9, and check this box <input type="checkbox"/>	7	
8	Refundable American opportunity credit. Multiply line 7 by 40% (0.40). Enter the amount here and on Form 1040 or 1040-SR, line 29. Then go to line 9 below.	8	

Part II Nonrefundable Education Credits

9	Subtract line 8 from line 7. Enter here and on line 2 of the Credit Limit Worksheet (see instructions)	9	
10	After completing Part III for each student, enter the total of all amounts from all Parts III, line 31. If zero, skip lines 11 through 17, enter -0- on line 18, and go to line 19	10	4,785.
11	Enter the smaller of line 10 or \$10,000	11	4,785.
12	Multiply line 11 by 20% (0.20)	12	957.
13	Enter: \$180,000 if married filing jointly; \$90,000 if single, head of household, or qualifying surviving spouse	13	90,000.
14	Enter the amount from Form 1040 or 1040-SR, line 11. But if you're filing Form 2555 or 4563, or you're excluding income from Puerto Rico, see Pub. 970 for the amount to enter instead	14	72,095.
15	Subtract line 14 from line 13. If zero or less, skip lines 16 and 17, enter -0- on line 18, and go to line 19	15	17,905.
16	Enter: \$20,000 if married filing jointly; \$10,000 if single, head of household, or qualifying surviving spouse	16	10,000.
17	If line 15 is: • Equal to or more than line 16, enter 1.000 on line 17 and go to line 18 • Less than line 16, divide line 15 by line 16. Enter the result as a decimal (rounded to at least three places)	17	1.000
18	Multiply line 12 by line 17. Enter here and on line 1 of the Credit Limit Worksheet (see instructions)	18	957.
19	Nonrefundable education credits. Enter the amount from line 7 of the Credit Limit Worksheet (see instructions) here and on Schedule 3 (Form 1040), line 3	19	957.

Name(s) shown on return JANAKIRAM MUNDRATHI	Your social security number 349 25 7944
--	--



Complete Part III for each student for whom you're claiming either the American opportunity credit or lifetime learning credit. Use additional copies of page 2 as needed for each student.

Part III Student and Educational Institution Information. See instructions.

<p>20 Student name (as shown on page 1 of your tax return) JANAKIRAM MUNDRATHI</p>	<p>21 Student social security number (as shown on page 1 of your tax return) 349-25-7944</p>		
<p>22 Educational institution information (see instructions)</p> <table border="1" style="width:100%; border-collapse: collapse;"> <tr> <td style="width:50%; vertical-align: top;"> <p>a. Name of first educational institution WESTCLIFF UNIVERSITY</p> <p>(1) Address. Number and street (or P.O. box). City, town or post office, state, and ZIP code. If a foreign address, see instructions. 17877 VON KARMAN AVE, #400 IRVINE CA 92614</p> <p>(2) Did the student receive Form 1098-T from this institution for 2023? <input checked="" type="checkbox"/> Yes <input type="checkbox"/> No</p> <p>(3) Did the student receive Form 1098-T from this institution for 2022 with box 7 checked? <input type="checkbox"/> Yes <input checked="" type="checkbox"/> No</p> <p>(4) Enter the institution's employer identification number (EIN) if you're claiming the American opportunity credit or if you checked "Yes" in (2) or (3). You can get the EIN from Form 1098-T or from the institution. 46-0658370</p> </td> <td style="width:50%; vertical-align: top;"> <p>b. Name of second educational institution (if any)</p> <p>(1) Address. Number and street (or P.O. box). City, town or post office, state, and ZIP code. If a foreign address, see instructions.</p> <p>(2) Did the student receive Form 1098-T from this institution for 2023? <input type="checkbox"/> Yes <input type="checkbox"/> No</p> <p>(3) Did the student receive Form 1098-T from this institution for 2022 with box 7 checked? <input type="checkbox"/> Yes <input type="checkbox"/> No</p> <p>(4) Enter the institution's employer identification number (EIN) if you're claiming the American opportunity credit or if you checked "Yes" in (2) or (3). You can get the EIN from Form 1098-T or from the institution.</p> </td> </tr> </table>		<p>a. Name of first educational institution WESTCLIFF UNIVERSITY</p> <p>(1) Address. Number and street (or P.O. box). City, town or post office, state, and ZIP code. If a foreign address, see instructions. 17877 VON KARMAN AVE, #400 IRVINE CA 92614</p> <p>(2) Did the student receive Form 1098-T from this institution for 2023? <input checked="" type="checkbox"/> Yes <input type="checkbox"/> No</p> <p>(3) Did the student receive Form 1098-T from this institution for 2022 with box 7 checked? <input type="checkbox"/> Yes <input checked="" type="checkbox"/> No</p> <p>(4) Enter the institution's employer identification number (EIN) if you're claiming the American opportunity credit or if you checked "Yes" in (2) or (3). You can get the EIN from Form 1098-T or from the institution. 46-0658370</p>	<p>b. Name of second educational institution (if any)</p> <p>(1) Address. Number and street (or P.O. box). City, town or post office, state, and ZIP code. If a foreign address, see instructions.</p> <p>(2) Did the student receive Form 1098-T from this institution for 2023? <input type="checkbox"/> Yes <input type="checkbox"/> No</p> <p>(3) Did the student receive Form 1098-T from this institution for 2022 with box 7 checked? <input type="checkbox"/> Yes <input type="checkbox"/> No</p> <p>(4) Enter the institution's employer identification number (EIN) if you're claiming the American opportunity credit or if you checked "Yes" in (2) or (3). You can get the EIN from Form 1098-T or from the institution.</p>
<p>a. Name of first educational institution WESTCLIFF UNIVERSITY</p> <p>(1) Address. Number and street (or P.O. box). City, town or post office, state, and ZIP code. If a foreign address, see instructions. 17877 VON KARMAN AVE, #400 IRVINE CA 92614</p> <p>(2) Did the student receive Form 1098-T from this institution for 2023? <input checked="" type="checkbox"/> Yes <input type="checkbox"/> No</p> <p>(3) Did the student receive Form 1098-T from this institution for 2022 with box 7 checked? <input type="checkbox"/> Yes <input checked="" type="checkbox"/> No</p> <p>(4) Enter the institution's employer identification number (EIN) if you're claiming the American opportunity credit or if you checked "Yes" in (2) or (3). You can get the EIN from Form 1098-T or from the institution. 46-0658370</p>	<p>b. Name of second educational institution (if any)</p> <p>(1) Address. Number and street (or P.O. box). City, town or post office, state, and ZIP code. If a foreign address, see instructions.</p> <p>(2) Did the student receive Form 1098-T from this institution for 2023? <input type="checkbox"/> Yes <input type="checkbox"/> No</p> <p>(3) Did the student receive Form 1098-T from this institution for 2022 with box 7 checked? <input type="checkbox"/> Yes <input type="checkbox"/> No</p> <p>(4) Enter the institution's employer identification number (EIN) if you're claiming the American opportunity credit or if you checked "Yes" in (2) or (3). You can get the EIN from Form 1098-T or from the institution.</p>		
<p>23 Has the American opportunity credit been claimed for this student for any 4 prior tax years? <input type="checkbox"/> Yes — Stop! Go to line 31 for this student. <input checked="" type="checkbox"/> No — Go to line 24.</p>			
<p>24 Was the student enrolled at least half-time for at least one academic period that began or is treated as having begun in 2023 at an eligible educational institution in a program leading towards a postsecondary degree, certificate, or other recognized postsecondary educational credential? See instructions. <input checked="" type="checkbox"/> Yes — Go to line 25. <input type="checkbox"/> No — Stop! Go to line 31 for this student.</p>			
<p>25 Did the student complete the first 4 years of postsecondary education before 2023? See instructions. <input checked="" type="checkbox"/> Yes — Stop! Go to line 31 for this student. <input type="checkbox"/> No — Go to line 26.</p>			
<p>26 Was the student convicted, before the end of 2023, of a felony for possession or distribution of a controlled substance? <input type="checkbox"/> Yes — Stop! Go to line 31 for this student. <input type="checkbox"/> No — Complete lines 27 through 30 for this student.</p>			



You can't take the American opportunity credit and the lifetime learning credit for the same student in the same year. If you complete lines 27 through 30 for this student, don't complete line 31.

American Opportunity Credit

27 Adjusted qualified education expenses (see instructions). Don't enter more than \$4,000	27	
28 Subtract \$2,000 from line 27. If zero or less, enter -0-	28	
29 Multiply line 28 by 25% (0.25)	29	
30 If line 28 is zero, enter the amount from line 27. Otherwise, add \$2,000 to the amount on line 29 and enter the result. Skip line 31. Include the total of all amounts from all Parts III, line 30, on Part I, line 1	30	

Lifetime Learning Credit

31 Adjusted qualified education expenses (see instructions). Include the total of all amounts from all Parts III, line 31, on Part II, line 10	31	4,785.
---	-----------	--------

Paid Preparer's Due Diligence Checklist

*Earned Income Credit (EIC), American Opportunity Tax Credit (AOTC),
Child Tax Credit (CTC) (including the Additional Child Tax Credit (ACTC) and
Credit for Other Dependents (ODC)), and Head of Household (HOH) Filing Status*

**To be completed by preparer and filed with Form 1040, 1040-SR, 1040-NR, 1040-PR, or 1040-SS.
Go to www.irs.gov/Form8867 for instructions and the latest information.**

OMB No. 1545-0074

For tax year
20 23

Attachment
Sequence No. **70**

Taxpayer name(s) shown on return JANAKIRAM MUNDRATHI		Taxpayer identification number 349-25-7944
Preparer's name VENKATA SAI PAVAN KUMAR DUDIPALLI		Preparer tax identification number P02470833

Part I Due Diligence Requirements

Please check the appropriate box for the credit(s) and/or HOH filing status claimed on the return and complete the related Parts I-V for the benefit(s) claimed (check all that apply). EIC CTC/ACTC/ODC AOTC HOH

	Yes	No	N/A
1 Did you complete the return based on information for the applicable tax year provided by the taxpayer or reasonably obtained by you?	<input checked="" type="checkbox"/>	<input type="checkbox"/>	
2 If credits are claimed on the return, did you complete the applicable EIC and/or CTC/ACTC/ODC worksheets found in the Form 1040, 1040-SR, 1040-NR, 1040-PR, 1040-SS, or Schedule 8812 (Form 1040) instructions, and/or the AOTC worksheet found in the Form 8863 instructions, or your own worksheet(s) that provides the same information, and all related forms and schedules for each credit claimed?	<input checked="" type="checkbox"/>	<input type="checkbox"/>	<input type="checkbox"/>
3 Did you satisfy the knowledge requirement? To meet the knowledge requirement, you must do both of the following. • Interview the taxpayer, ask questions, and contemporaneously document the taxpayer's responses to determine that the taxpayer is eligible to claim the credit(s) and/or HOH filing status. • Review information to determine that the taxpayer is eligible to claim the credit(s) and/or HOH filing status and to figure the amount(s) of any credit(s)	<input checked="" type="checkbox"/>	<input type="checkbox"/>	
4 Did any information provided by the taxpayer or a third party for use in preparing the return, or information reasonably known to you, appear to be incorrect, incomplete, or inconsistent? (If "Yes," answer questions 4a and 4b. If "No," go to question 5.)	<input type="checkbox"/>	<input checked="" type="checkbox"/>	
a Did you make reasonable inquiries to determine the correct, complete, and consistent information?	<input type="checkbox"/>	<input type="checkbox"/>	
b Did you contemporaneously document your inquiries? (Documentation should include the questions you asked, whom you asked, when you asked, the information that was provided, and the impact the information had on your preparation of the return.)	<input type="checkbox"/>	<input type="checkbox"/>	
5 Did you satisfy the record retention requirement? To meet the record retention requirement, you must keep a copy of your documentation referenced in question 4b, a copy of this Form 8867, a copy of any applicable worksheet(s), a record of how, when, and from whom the information used to prepare Form 8867 and any applicable worksheet(s) was obtained, and a copy of any document(s) provided by the taxpayer that you relied on to determine eligibility for the credit(s) and/or HOH filing status or to figure the amount(s) of the credit(s) List those documents provided by the taxpayer, if any, that you relied on: _____ _____ _____	<input checked="" type="checkbox"/>	<input type="checkbox"/>	
6 Did you ask the taxpayer whether he/she could provide documentation to substantiate eligibility for the credit(s) and/or HOH filing status and the amount(s) of any credit(s) claimed on the return if his/her return is selected for audit?	<input checked="" type="checkbox"/>	<input type="checkbox"/>	
7 Did you ask the taxpayer if any of these credits were disallowed or reduced in a previous year? (If credits were disallowed or reduced, go to question 7a; if not, go to question 8.)	<input checked="" type="checkbox"/>	<input type="checkbox"/>	<input type="checkbox"/>
a Did you complete the required recertification Form 8862?	<input type="checkbox"/>	<input type="checkbox"/>	<input type="checkbox"/>
8 If the taxpayer is reporting self-employment income, did you ask questions to prepare a complete and correct Schedule C (Form 1040)?	<input type="checkbox"/>	<input type="checkbox"/>	<input type="checkbox"/>

Part II Due Diligence Questions for Returns Claiming EIC (If the return does not claim EIC, go to Part III.)

	Yes	No	N/A
9a Have you determined that the taxpayer is eligible to claim the EIC for the number of qualifying children claimed, or is eligible to claim the EIC without a qualifying child? (If the taxpayer is claiming the EIC and does not have a qualifying child, go to question 10.)	<input checked="" type="checkbox"/>	<input type="checkbox"/>	
b Did you ask the taxpayer if the child lived with the taxpayer for over half of the year, even if the taxpayer has supported the child the entire year?	<input type="checkbox"/>	<input type="checkbox"/>	
c Did you explain to the taxpayer the rules about claiming the EIC when a child is the qualifying child of more than one person (tiebreaker rules)?	<input type="checkbox"/>	<input type="checkbox"/>	<input type="checkbox"/>

Part III Due Diligence Questions for Returns Claiming CTC/ACTC/ODC (If the return does not claim CTC, ACTC, or ODC, go to Part IV.)

	Yes	No	N/A
10 Have you determined that each qualifying person for the CTC/ACTC/ODC is the taxpayer's dependent who is a citizen, national, or resident of the United States?	<input type="checkbox"/>	<input type="checkbox"/>	
11 Did you explain to the taxpayer that he/she may not claim the CTC/ACTC if the child has not lived with the taxpayer for over half of the year, even if the taxpayer has supported the child, unless the child's custodial parent has released a claim to exemption for the child?	<input type="checkbox"/>	<input type="checkbox"/>	<input type="checkbox"/>
12 Did you explain to the taxpayer the rules about claiming the CTC/ACTC/ODC for a child of divorced or separated parents (or parents who live apart), including any requirement to attach a Form 8332 or similar statement to the return?	<input type="checkbox"/>	<input type="checkbox"/>	<input type="checkbox"/>

Part IV Due Diligence Questions for Returns Claiming AOTC (If the return does not claim AOTC, go to Part V.)

	Yes	No
13 Did the taxpayer provide substantiation for the credit, such as a Form 1098-T and/or receipts for the qualified tuition and related expenses for the claimed AOTC?	<input type="checkbox"/>	<input type="checkbox"/>

Part V Due Diligence Questions for Claiming HOH (If the return does not claim HOH filing status, go to Part VI.)

	Yes	No
14 Have you determined that the taxpayer was unmarried or considered unmarried on the last day of the tax year and provided more than half of the cost of keeping up a home for the year for a qualifying person?	<input type="checkbox"/>	<input type="checkbox"/>

Part VI Eligibility Certification

You will have complied with all due diligence requirements for claiming the applicable credit(s) and/or HOH filing status on the return of the taxpayer identified above if you:

- A. Interview the taxpayer, ask adequate questions, contemporaneously document the taxpayer's responses on the return or in your notes, review adequate information to determine if the taxpayer is eligible to claim the credit(s) and/or HOH filing status and to figure the amount(s) of the credit(s);
- B. Complete this Form 8867 truthfully and accurately and complete the actions described in this checklist for any applicable credit(s) claimed and HOH filing status, if claimed;
- C. Submit Form 8867 in the manner required; **and**
- D. Keep all five of the following records for 3 years from the latest of the dates specified in the Form 8867 instructions under *Document Retention*.
 - 1. A copy of this Form 8867.
 - 2. The applicable worksheet(s) or your own worksheet(s) for any credit(s) claimed.
 - 3. Copies of any documents provided by the taxpayer on which you relied to determine the taxpayer's eligibility for the credit(s) and/or HOH filing status and to figure the amount(s) of the credit(s).
 - 4. A record of how, when, and from whom the information used to prepare this form and the applicable worksheet(s) was obtained.
 - 5. A record of any additional information you relied upon, including questions you asked and the taxpayer's responses, to determine the taxpayer's eligibility for the credit(s) and/or HOH filing status and to figure the amount(s) of the credit(s).

If you have not complied with all due diligence requirements, you may have to pay a penalty for each failure to comply related to a claim of an applicable credit or HOH filing status (see instructions for more information).


	Yes	No
15 Do you certify that all of the answers on this Form 8867 are, to the best of your knowledge, true, correct, and complete?	<input checked="" type="checkbox"/>	<input type="checkbox"/>

2023 NJ-1040
New Jersey Resident Income Tax Return

For Privacy Act Notification, See Instructions

1555

NJ-1040
2023
Page 1



040MP01230

Your Social Security Number (required)
349257944

Last Name, First Name, Initial (Joint Filers enter first name and middle initial of each. Enter spouse's/CU partner's last name ONLY if different.)
MUNDRATHI JANAKIRAM

Spouse's/CU Partner's SSN (if filing jointly)

County/Municipality Code (See Table page 50) Home Address (Number and Street, including apartment number)
3560 FLORA VISTA AVE APT 322

City, Town, Post Office State ZIP Code
SANTA CLARA CA 95051

Driver's License Number (Voluntary) (See instructions)
Y5398127

- Federal extension filed.
- The address above is a foreign address.
- Your address has changed.
- Death certificate is enclosed.
- Do not want a paper form next year.
- I authorize the Division of Taxation to discuss my return and enclosures with my preparer.
- NJ-1040-O is enclosed.


Gubernatorial Elections Fund Note: This does not reduce your refund or increase your balance due.

Do you want to designate \$1 to the Gubernatorial Elections Fund?	You	Yes	No
If joint return, does your spouse want to designate \$1?	Spouse/CU Partner	Yes	No

Direct Deposit Information

dd1. Direct deposit indicator (1 for direct deposit, 4 for no direct deposit)	dd1.	1	
dd2. Account type (C for checking, S for savings)	dd2.	C	
dd3. Fill in the checkbox if the direct deposit is going to an account outside the United States	dd3.		
dd4. Routing number	dd4.		322271627
dd5. Account number	dd5.		788906639





Name(s) as shown on Form NJ-1040
MUNDRATHI JANAKIRAM

Your Social Security Number
349257944

1555

Part-year residents, provide months/days you were a New Jersey resident during 2023:
From: 100123 To: 123123

Fiscal year filers only:
Enter month of your year end 2024

Filing Status
Fill in only one.

- 1. Single
- 2. Married/CU Couple, filing joint return
- 3. Married/CU Partner, filing separate return
- 4. Head of Household Enter spouse's/CU partner's SSN
- 5. Qualifying Widow(er)/Surviving CU Partner
Indicate the year of your spouse's/CU partner's death: 2021 2022


Exemptions

Fill in the ovals that apply. You must enter a total in the boxes to the right and complete the calculation.

6. Regular	<input checked="" type="checkbox"/>	Self	Spouse/CU Partner	Domestic Partner	1	x \$1,000 =	<u>1000</u>
7. Senior 65+ (Born in 1958 or earlier)	<input type="checkbox"/>	Self	Spouse/CU Partner			x \$1,000 =	_____
8. Blind/Disabled	<input type="checkbox"/>	Self	Spouse/CU Partner			x \$1,000 =	_____
9. Veteran	<input type="checkbox"/>	Self	Spouse/CU Partner			x \$6,000 =	_____
10. Qualified Dependent Children	<input type="checkbox"/>					x \$1,500 =	_____
11. Other Dependents	<input type="checkbox"/>					x \$1,500 =	_____
12. Dependents Attending Colleges (See instructions)	<input type="checkbox"/>					x \$1,000 =	_____
13. Total Exemption Amount (Add totals from the lines at 6 through 12)						13.	<u>1000</u> .

14. Dependent Information. Provide the following information for each dependent.

	Last Name, First Name, Middle Initial	Social Security Number	Birth Year	No Health Insurance
a.	_____			
b.	_____			
c.	_____			
d.	_____			



040MP03230

Name(s) as shown on Form NJ-1040
MUNDRATHI JANAKIRAM

Your Social Security Number
349257944

1555

15.	Wages, salaries, tips, and other employee compensation (State wages from Box 16 of enclosed W-2(s)) (See instructions)	15.	85078	.
16a.	Taxable interest income (Enclose federal Schedule B if over \$1,500) (See instructions)	16a.	.	.
16b.	Tax-exempt interest income (Enclose Schedule) (See instructions) Do not include on line 16a	16b.	.	.
17.	Dividends	17.	.	.
18.	Net profits from business (Schedule NJ-BUS-1, Part I, line 4) (Enclose federal Schedule C)	18.	.	.
19.	Net gains or income from disposition of property (Schedule NJ-DOP, line 4)	19.	.	.
20a.	Taxable pensions, annuities, and IRA distributions/withdrawals (See instructions)	20a.	.	.
20b.	Excludable pension, annuity, and IRA distributions/withdrawals	20b.	.	.
21.	Distributive Share of Partnership Income (Schedule NJ-BUS-1, Part II, line 4) (Enclose Schedule NJK-1 or federal Schedule K-1)	21.	.	.
22.	Net pro rata share of S Corporation Income (Schedule NJ-BUS-1, Part III, line 4) (Enclose Schedule NJ-K-1 or federal Schedule K-1)	22.	.	.
23.	Net gains or income from rents, royalties, patents, and copyrights (Schedule NJ-BUS-1, Part IV, line 4)	23.	.	.
24.	Net gambling winnings (See instructions)	24.	.	.
25.	Alimony and separate maintenance payments received	25.	.	.
26.	Other (Enclose documents) (See instructions)	26.	.	.
27.	Total Income (Add lines 15, 16a, 17 through 20a, and 21 through 26)	27.	85078	.
28a.	Pension/Retirement Exclusion (See instructions)	28a.	.	.
28b.	Other Retirement Income Exclusion (See Worksheet D and instructions pages 19-20)	28b.	.	.
28c.	Total Exclusion Amount (Add lines 28a and 28b)	28c.	.	.
29.	New Jersey Gross Income (Subtract line 28c from line 27) (See instructions)	29.	85078	.
30.	Exemption Amount (Enter amount from line 13. Part-year residents see instr.)	30.	250	.
31.	Medical Expenses (See Worksheet F and instructions)	31.	.	.
32.	Alimony and separate maintenance payments (See instructions)	32.	.	.
33.	Qualified Conservation Contribution	33.	.	.
34.	Health Enterprise Zone Deduction	34.	.	.
35.	Alternative Business Calculation Adjustment (Schedule NJ-BUS-2, line 11)	35.	0	.
36.	Organ/Bone Marrow Donation Deduction (See instructions)	36.	.	.
37a.	NJBEST Deduction	37a.	.	.
37b.	NJCLASS Deduction	37b.	.	.
37c.	NJ Higher Ed. Tuition Deduction	37c.	.	.
38.	Total Exemptions and Deductions (Add lines 30 through 37c)	38.	250	.
39.	Taxable Income (Subtract line 38 from line 29)	39.	84828	.
40a.	Total Property Taxes (18% of Rent) Paid (See instructions page 25)	40a.	.	.
40b.	Indicate your residency status during 2023 (fill in only one)			
	Homeowner	Tenant	Both	
41.	Property Tax Deduction (From Worksheet H) (See instructions)	41.	.	.
42.	New Jersey Taxable Income (Subtract line 41 from line 39)	42.	84828	.
43.	Tax on amount on line 42 (Tax Table page 52)	43.	3277	.
44.	Credit For Income Taxes Paid to Other Jurisdictions (Enclose Schedule NJ-COJ) (See instructions)	44.	.	.
	Enter Code			
45.	Balance of Tax (Subtract line 44 from line 43)	45.	3277	.
46.	Sheltered Workshop Tax Credit	46.	.	.
47.	Gold Star Family Counseling Credit (See instructions)	47.	.	.
48.	Credit for Employer of Organ/Bone Marrow Donor (See instructions)	48.	.	.
49.	Total Credits (Add lines 46 through 48)	49.	.	.
50.	Balance of Tax After Credits (Subtract line 49 from line 45) If zero or less, make no entry	50.	3277	.
51.	Use Tax Due on Internet, Mail-Order, or Other Out-of-State Purchases (See instructions) If no Use Tax, enter 0	51.	0	.
52.	Interest on Underpayment of Estimated Tax	52.	.	.
	Fill in if Form NJ-2210 is enclosed			
53a.	Fill in if anyone in your tax household does not currently have health insurance. (Enclose NJ-EZ Enroll form) (See instructions)	53a.	.	.



Name(s) as shown on Form NJ-1040
MUNDRATHI JANAKIRAM

Your Social Security Number
349257944

1555

53b. If you indicated at line 53a that someone in your tax household does not have health insurance, fill in to allow Get Covered New Jersey to assist with obtaining coverage (See instructions)	53b.	
53c. Shared Responsibility Payment (See instructions) REQUIRED Enclose Schedule NJ-HCC and fill in	53c.	0 .
54. Total Tax Due (Add lines 50 through 53c)	54.	3277 .
55. Total NJ Income Tax Withheld (Enclose Forms W-2 and 1099) (Part-year residents, see instructions)	55.	3700 .
56. Property Tax Credit (See instructions page 24)	56.	. .
57. New Jersey Estimated Tax Payments/Credit from 2022 tax return	57.	. .
58. New Jersey Earned Income Tax Credit (See instructions) Fill in if you had the IRS calculate your federal earned income credit Fill in if you are a CU couple claiming the NJ Earned Income Tax Credit	58.	. .
59. Excess New Jersey UI/WF/SWF Withheld (Enclose Form NJ-2450) (See instructions)	59.	. .
60. Excess New Jersey Disability Insurance Withheld (Enclose Form NJ-2450) (See instructions)	60.	. .
61. Excess New Jersey Family Leave Insurance Withheld (Enclose Form NJ-2450) (See instructions)	61.	. .
62. Wounded Warrior Caregivers Credit (See instructions)	62.	. .
63. Pass-Through Business Alternative Income Tax Credit (See instructions)	63.	. .
64. Child and Dependent Care Credit (See instructions) Fill in if you are a CU couple claiming the Child and Dependent Care Credit	64.	. .
65. New Jersey Child Tax Credit (See instructions) Number of dependents age 5 or younger on 12/31/2023	65.	. .
66. Total Withholdings, Credits, and Payments (Add lines 55 through 65)	66.	3700 .
67. If line 66 is less than line 54, you have tax due. Subtract line 66 from line 54 and enter the amount you owe If you owe tax, you can still make a donation on lines 70 through 77.	67.	. .
68. If the total on line 66 is more than line 54, you have an overpayment. Subtract line 54 from line 66 and enter the overpayment	68.	423 .
69. Amount from line 68 you want to credit to your 2024 tax	69.	. .
70. Contribution to N.J. Endangered Wildlife Fund	70.	. .
71. Contribution to N.J. Children's Trust Fund to Prevent Child Abuse	71.	. .
72. Contribution to N.J. Vietnam Veterans' Memorial Fund	72.	. .
73. Contribution to N.J. Breast Cancer Research Fund	73.	. .
74. Contribution to U.S.S. New Jersey Educational Museum Fund	74.	. .
75. Other Designated Contribution (See instructions) Enter Code	75.	. .
76. Other Designated Contribution (See instructions) Enter Code	76.	. .
77. Other Designated Contribution (See instructions) Enter Code	77.	. .
78. Total Adjustments to Tax Due/Overpayment amount (Add lines 69 through 77)	78.	. .
79. Balance due (If line 67 is more than zero, add line 67 and line 78)	79.	. .
80. Refund amount (If line 68 is more than zero, subtract line 78 from line 68)	80.	423 .

Under penalties of perjury, I declare that I have examined this Income Tax return, including accompanying schedules and statements, and to the best of my knowledge and belief, it is true, correct, and complete. If prepared by a person other than the taxpayer, this declaration is based on all information of which the preparer has any knowledge.

Your Signature Date _____
Spouse's/CU Partner's Signature (required if filing jointly) Date _____

VENKATA SAI PAVAN KUMAR DUDIPALLI P02470833
Paid Preparer's Signature Federal Identification Number

GLOBAL TAXES LLC 88-2145487
Firm's Name Firm's Federal Employer Identification Number

Tax Due Address
Enclose payment along with the NJ-1040-V payment voucher and tax return. Use the labels provided with the envelope and mail to:
State of New Jersey
Division of Taxation
Revenue Processing Center - Payments
PO Box 111
Trenton, NJ 08645-0111
Include Social Security number and make check or money order payable to:
State of New Jersey - TGI
You can also make a payment on our website:
nj.gov/taxation

Refund or No Tax Due Address
Use the labels provided with the envelope and mail to:
New Jersey Division of Taxation
Revenue Processing Center - Refunds
PO Box 555
Trenton, NJ 08647-0555

Schedule NJ-BUS-1
(Form NJ-1040)

New Jersey Gross Income Tax
Business Income Summary Schedule

2023

Part I Net Profits From Business		List the net profit (loss) from business(es). See instructions.	
	Business Name	Social Security Number/ Federal EIN	Profit or (Loss)
1.			
2.			
3.			
4.	Net Profit or (Loss). (Add lines 1, 2, and 3.) (Enter here and on line 18, NJ-1040. If loss, make no entry on line 18.)		4.

Part II Distributive Share of Partnership Income		List the distributive share of income (loss) from partnership(s). See instructions.	
	Partnership Name	Federal EIN	Share of Partnership Income or (Loss) / Share of Pass-Through Business Alternative Income Tax
1.			
2.			
3.			
4.	Distributive Share of Partnership Income or (Loss). (Add lines 1, 2, and 3.) (Enter here and on line 21, NJ-1040. If loss, make no entry on line 21.)	4.	
5.	Total Share of Pass-Through Business Alternative Income Tax (Add lines 1, 2, and 3.) (Enter here and include on line 63, NJ-1040.)	5.	

Part III Net Pro Rata Share of S Corporation Income		List the pro rata share of income (usable loss) from S corporation(s). See instructions.	
	S Corporation Name	Federal EIN	Pro Rata Share of S Corporation Income or (Usable Loss) / Share of Pass-Through Business Alternative Income Tax
1.			
2.			
3.			
4.	Net Pro Rata Share of S Corporation Income or (Usable Loss). (Add lines 1, 2, and 3.) (Enter here and on line 22, NJ-1040. If loss, make no entry on line 22.)	4.	
5.	Total Share of Pass-Through Business Alternative Income Tax (Add lines 1, 2, and 3.) (Enter here and include on line 63, NJ-1040)	5.	

Part IV Net Gains or Income From Rents, Royalties, Patents, and Copyrights		List the net gains or net income, less net loss, derived from or in the form of rents, royalties, patents, and copyrights. See instructions. Type of Property: 1 – Rental real estate 2 – Royalties 3 – Patents 4 – Copyrights	
	Source of Income or Loss. If rental real estate, enter physical address of property.	Social Security Number/ Federal EIN	Type – Enter number from list above / Income or (Loss)
1.	MOULAALI	349257944	1 -5,736.
2.			
3.			
4.	Net Income or (Loss). (Add lines 1, 2, and 3.) (Enter here and on line 23, NJ-1040. If loss, make no entry on line 23.)	4.	-5,736.

Keep a copy of this schedule for your records

Schedule NJ-BUS-2 New Jersey Gross Income Tax **2023**
(Form NJ-1040) Alternative Business Calculation Adjustment

Part I Income (Loss)		Column A			Column B		
		Reportable Regular Business Income			Alternative Business Income (Loss)		
1.	Net Profits From Business	1a.	0.	1b.	0.		
2.	Distributive Share of Partnership Income	2a.	0.	2b.	0.		
3.	Net Pro Rata Share of S Corporation Income	3a.	0.	3b.	0.		
4.	Net Gain or Income From Rents, Royalties, Patents, and Copyrights	4a.	0.	4b.	-5,736.		
5.	Loss Carryforward From Tax Year 2022			5b.	()
6.	Totals	6a.	0.	6b.	-5,736.		
Part II Adjustment Calculation							
7.	Total Regular Business Income	7.	0.				
8.	Total Alternative Business Income/(Loss) (If loss, enter zero)	8.	0.				
9.	Business Increment (Subtract line 8 from line 7)	9.	0.				
10.	Adjustment Percentage	10.	0.50				
11.	Alternative Business Calculation Adjustment (Line 9 x 0.50)	11.	0.				
Part III Loss Carryforward to Tax Year 2024							
12.	Loss Carryforward to Tax Year 2024	12.	(5,736.)		

Instructions

- Line 1a. Enter the amount from line 18, Form NJ-1040.
- Line 1b. Enter the amount from Part I, line 4, Schedule NJ-BUS-1 (Form NJ-1040).
- Line 2a. Enter the amount from line 21, Form NJ-1040.
- Line 2b. Enter the amount from Part II, line 4, Schedule NJ-BUS-1 (Form NJ-1040).
- Line 3a. Enter the amount from line 22, Form NJ-1040.
- Line 3b. Enter the amount from Part III, line 4, Schedule NJ-BUS-1 (Form NJ-1040).
- Line 4a. Enter the amount from line 23, Form NJ-1040.
- Line 4b. Enter the amount from Part IV, line 4, Schedule NJ-BUS-1 (Form NJ-1040).
- Line 5b. Enter the amount from line 12 of your 2022 Schedule NJ-BUS-2 (Form NJ-1040).
- Line 6a. Enter the total of lines 1a through 4a.
- Line 6b. Enter the total of lines 1b through 5b, netting gains with losses.
- Line 7. Enter the amount from line 6a of this schedule.
- Line 8. Enter the amount from line 6b of this schedule. If loss, enter zero here.
- Line 9. Subtract line 8 from line 7. If the result is zero, enter zero on line 11 and continue with line 12.
- Line 10. The adjustment percentage for Tax Year 2023 is 50% (0.50).
- Line 11. Multiply the amount on line 9 by 50% (0.50). Enter here and on line 35 of Form NJ-1040.
- Line 12. If the amount on line 6b is a loss, enter the amount of the loss on this line. Otherwise, enter zero.

REQUIRED

If your income on line 29 is above the filing threshold, you **must** submit this schedule with your return.

Name(s) as shown on Form NJ-1040 MUNDRATHI JANAKIRAM	Social Security Number 349-25-7944
---	---------------------------------------

Schedule NJ-HCC

Health Care Coverage

2023

If your income on line 29 is at or below the filing threshold (see instructions), do not complete this schedule.

Part I

Did you and, if applicable, all members of your tax household, have minimum essential health coverage for every month in 2023? (See instructions for line 53c, NJ-1040.) Part-year residents include only months as a New Jersey resident.

- Yes. You do not owe a shared responsibility payment. Fill in the oval at line 53c, NJ-1040, and enclose this schedule with your return.
- No. Continue to Part II.

If you or any member of your tax household does not **currently** have minimum essential health coverage, also complete the NJ-EZ Enroll form. (See instructions for lines 53a and 53b, NJ-1040.)

Part II

Enter the name and Social Security number for each member of your tax household. Check the box for every month each person had minimum essential health coverage or qualified for an exemption (part-year residents include only months as a New Jersey resident). If an individual qualified for an exemption, enter the exemption number. (See instructions for line 53c, NJ-1040.) If an individual has more than one exemption number, check the box. If you need more space, enclose a statement listing any additional individuals.

		Jan	Feb	Mar	Apr	May	Jun	Jul	Aug	Sep	Oct	Nov	Dec
Name	Social Security Number												
JANAKIRAM MUNDRATHI	349-25-7944												
Exemption number:	<input type="text"/>	Check box if this individual has more than one exemption number <input type="checkbox"/>											

		Jan	Feb	Mar	Apr	May	Jun	Jul	Aug	Sep	Oct	Nov	Dec
Name	Social Security Number												
Exemption number:	<input type="text"/>	Check box if this individual has more than one exemption number <input type="checkbox"/>											

		Jan	Feb	Mar	Apr	May	Jun	Jul	Aug	Sep	Oct	Nov	Dec
Name	Social Security Number												
Exemption number:	<input type="text"/>	Check box if this individual has more than one exemption number <input type="checkbox"/>											

		Jan	Feb	Mar	Apr	May	Jun	Jul	Aug	Sep	Oct	Nov	Dec
Name	Social Security Number												
Exemption number:	<input type="text"/>	Check box if this individual has more than one exemption number <input type="checkbox"/>											

		Jan	Feb	Mar	Apr	May	Jun	Jul	Aug	Sep	Oct	Nov	Dec
Name	Social Security Number												
Exemption number:	<input type="text"/>	Check box if this individual has more than one exemption number <input type="checkbox"/>											

Statement for Wages, Salaries, and Tips
NJ-1040 or NJ-1040NR, line 15

2023

Name MUNDRATHI JANAKIRAM	Social Security No. 349-25-7944
-----------------------------	------------------------------------

	Income from all sources	Income attributed to New Jersey (part-year resident or non- resident only)
Not applicable if a part-year nonresident with NJ source income.		
1 Wages, from Form W-2	94,851.	85,078.
Deductions from wages: Complete the following if included on line 1 above and meet all requirements (see help)		
a Meals and lodging		
b Employee business expenses		
c Moving expenses		
d Compensation for injuries or sickness		
e Total deductions from wages		
f Taxable wages	94,851.	85,078.
2 Miscellaneous income, Form 8919		
3 Excess employee business expense reimbursement		
4 Taxable tips, from Form 4137, plus non-cash tips		
5 Excess moving expense reimbursement		
6 Wages earned as a household employee (if less than \$2,000 and without a Form W-2)		
7 Wages from a foreign source		
8 Ordinary income from ESPP stock sale and incentive stock options		
9 Military spouses residency relief act (see New Jersey instructions) . .		
10 Other: _____ _____ _____ _____		
11 Total wages, salaries, tips, etc Enter on line 15 of NJ-1040 or NJ-1040NR	94,851.	85,078.