

IRS e-file Signature Authorization

▶ **ERO must obtain and retain completed Form 8879.**
▶ **Go to www.irs.gov/Form8879 for the latest information.**

Submission Identification Number (SID) ▶

Taxpayer's name SRI VIJAYA DURGA SAI P PALAKURTHI	Social security number 790-96-4575
Spouse's name TANUJA KALUVA	Spouse's social security number 837-70-8071

Part I Tax Return Information — Tax Year Ending December 31, 2023 (Enter year you are authorizing.)

Enter whole dollars only on lines 1 through 5.

Note: Form 1040-SS filers use line 4 only. Leave lines 1, 2, 3, and 5 blank.

1	Adjusted gross income	1	182,341.
2	Total tax	2	20,624.
3	Federal income tax withheld from Form(s) W-2 and Form(s) 1099	3	20,895.
4	Amount you want refunded to you	4	271.
5	Amount you owe	5	

Part II Taxpayer Declaration and Signature Authorization (Be sure you get and keep a copy of your return)

Under penalties of perjury, I declare that I have examined a copy of the income tax return (original or amended) I am now authorizing, and to the best of my knowledge and belief, it is true, correct, and complete. I further declare that the amounts in Part I above are the amounts from the income tax return (original or amended) I am now authorizing. I consent to allow my intermediate service provider, transmitter, or electronic return originator (ERO) to send my return to the IRS and to receive from the IRS (a) an acknowledgement of receipt or reason for rejection of the transmission, (b) the reason for any delay in processing the return or refund, and (c) the date of any refund. If applicable, I authorize the U.S. Treasury and its designated Financial Agent to initiate an ACH electronic funds withdrawal (direct debit) entry to the financial institution account indicated in the tax preparation software for payment of my federal taxes owed on this return and/or a payment of estimated tax, and the financial institution to debit the entry to this account. This authorization is to remain in full force and effect until I notify the U.S. Treasury Financial Agent to terminate the authorization. To revoke (cancel) a payment, I must contact the U.S. Treasury Financial Agent at 1-888-353-4537. Payment cancellation requests must be received no later than 2 business days prior to the payment (settlement) date. I also authorize the financial institutions involved in the processing of the electronic payment of taxes to receive confidential information necessary to answer inquiries and resolve issues related to the payment. I further acknowledge that the personal identification number (PIN) below is my signature for the income tax return (original or amended) I am now authorizing and, if applicable, my Electronic Funds Withdrawal Consent.

Taxpayer's PIN: check one box only

- I authorize GLOBAL TAXES LLC to enter or generate my PIN

6	4	5	7	5
---	---	---	---	---

 as my signature on the income tax return (original or amended) I am now authorizing.
ERO firm name
Enter five digits, but don't enter all zeros
- I will enter my PIN as my signature on the income tax return (original or amended) I am now authorizing. Check this box **only** if you are entering your own PIN **and** your return is filed using the Practitioner PIN method. The ERO must complete Part III below.

Your signature ▶ _____ Date ▶ _____

Spouse's PIN: check one box only

- I authorize GLOBAL TAXES LLC to enter or generate my PIN

0	8	0	7	1
---	---	---	---	---

 as my signature on the income tax return (original or amended) I am now authorizing.
ERO firm name
Enter five digits, but don't enter all zeros
- I will enter my PIN as my signature on the income tax return (original or amended) I am now authorizing. Check this box **only** if you are entering your own PIN **and** your return is filed using the Practitioner PIN method. The ERO must complete Part III below.

Spouse's signature ▶ _____ Date ▶ _____

Practitioner PIN Method Returns Only—continue below

Part III Certification and Authentication — Practitioner PIN Method Only

ERO's EFIN/PIN. Enter your six-digit EFIN followed by your five-digit self-selected PIN.

2	2	2	4	9	6	6	1	9	8	9
---	---	---	---	---	---	---	---	---	---	---

Don't enter all zeros

I certify that the above numeric entry is my PIN, which is my signature for the electronic individual income tax return (original or amended) I am now authorized to file for tax year indicated above for the taxpayer(s) indicated above. I confirm that I am submitting this return in accordance with the requirements of the Practitioner PIN method and **Pub. 1345**, Handbook for Authorized IRS e-file Providers of Individual Income Tax Returns.

ERO's signature ▶ _____ Date ▶ _____

ERO Must Retain This Form — See Instructions
Don't Submit This Form to the IRS Unless Requested To Do So

For the year Jan. 1–Dec. 31, 2023, or other tax year beginning , 2023, ending , 20
Your first name and middle initial: SRI VIJAYA DURGA SAI P
Last name: PALAKURTHI
Your social security number: 790 96 4575
If joint return, spouse's first name and middle initial: TANUJA
Last name: KALUVA
Spouse's social security number: 837 70 8071
Home address (number and street): 5170 NORTHVIEW LK
City, town, or post office: CUMMING
State: GA
ZIP code: 30040
Foreign country name: Foreign province/state/country: Foreign postal code:
Presidential Election Campaign: Check here if you, or your spouse if filing jointly, want \$3 to go to this fund. Checking a box below will not change your tax or refund.
You Spouse

Filing Status: Single, Married filing jointly (checked), Married filing separately (MFS), Head of household (HOH), Qualifying surviving spouse (QSS)
Check only one box.
If you checked the MFS box, enter the name of your spouse. If you checked the HOH or QSS box, enter the child's name if the qualifying person is a child but not your dependent:

Digital Assets: At any time during 2023, did you: (a) receive (as a reward, award, or payment for property or services); or (b) sell, exchange, or otherwise dispose of a digital asset (or a financial interest in a digital asset)? (See instructions.) Yes No (checked)

Standard Deduction: Someone can claim: You as a dependent, Your spouse as a dependent, Spouse itemizes on a separate return or you were a dual-status alien

Age/Blindness: You: Were born before January 2, 1959, Are blind, Spouse: Was born before January 2, 1959, Is blind

Dependents table with columns: (1) First name, Last name, (2) Social security number, (3) Relationship to you, (4) Check the box if qualifies for (see instructions): Child tax credit, Credit for other dependents. Includes ISHITA PALAKURTHI (Daughter) and VIHAAN PALAKURTHI (Son).

Income table with columns: Description, Amount. Rows include Total amount from Form(s) W-2 (207,600), Taxable interest (335), Ordinary dividends (454), Total income (182,341), Adjusted gross income (182,341), Standard deduction (27,700), Taxable income (154,641).

Table with columns for line numbers (16-24) and amounts. Includes sections for Tax and Credits, with sub-rows for various tax items and their totals.

Table for Payments (lines 25-33). Includes sub-sections for federal income tax withheld (25a-25d) and other payments/credits (27-31).

Table for Refund (lines 34-36). Includes routing and account numbers for direct deposit, and the amount of tax overpaid.

Table for Amount You Owe (lines 37-38). Shows the total amount owed and any estimated tax penalty.

Third Party Designee section. Includes a declaration and fields for the designee's name, phone number, and PIN.

Sign Here section. Includes a declaration of truthfulness and signature lines for the preparer and spouse, with fields for dates and occupations.

Paid Preparer Use Only section. Includes fields for preparer name, signature, date, PTIN, firm name, address, and phone number.

**SCHEDULE 1
(Form 1040)**

Department of the Treasury
Internal Revenue Service

Additional Income and Adjustments to Income

Attach to Form 1040, 1040-SR, or 1040-NR.

Go to www.irs.gov/Form1040 for instructions and the latest information.

OMB No. 1545-0074

2023

Attachment
Sequence No. **01**

Name(s) shown on Form 1040, 1040-SR, or 1040-NR

SRI VIJAYA DURGA SAI P PALAKURTHI & TANUJA KALUVA

Your social security number

790-96-4575

Part I Additional Income

1	Taxable refunds, credits, or offsets of state and local income taxes	1	
2a	Alimony received	2a	
b	Date of original divorce or separation agreement (see instructions): _____		
3	Business income or (loss). Attach Schedule C	3	-24,868.
4	Other gains or (losses). Attach Form 4797	4	
5	Rental real estate, royalties, partnerships, S corporations, trusts, etc. Attach Schedule E	5	
6	Farm income or (loss). Attach Schedule F	6	
7	Unemployment compensation	7	
8	Other income:		
a	Net operating loss	8a	()
b	Gambling	8b	
c	Cancellation of debt	8c	
d	Foreign earned income exclusion from Form 2555	8d	()
e	Income from Form 8853	8e	
f	Income from Form 8889	8f	
g	Alaska Permanent Fund dividends	8g	
h	Jury duty pay	8h	
i	Prizes and awards	8i	
j	Activity not engaged in for profit income	8j	
k	Stock options	8k	
l	Income from the rental of personal property if you engaged in the rental for profit but were not in the business of renting such property	8l	
m	Olympic and Paralympic medals and USOC prize money (see instructions)	8m	
n	Section 951(a) inclusion (see instructions)	8n	
o	Section 951A(a) inclusion (see instructions)	8o	
p	Section 461(l) excess business loss adjustment	8p	
q	Taxable distributions from an ABLE account (see instructions)	8q	
r	Scholarship and fellowship grants not reported on Form W-2	8r	
s	Nontaxable amount of Medicaid waiver payments included on Form 1040, line 1a or 1d	8s	()
t	Pension or annuity from a nonqualified deferred compensation plan or a nongovernmental section 457 plan	8t	
u	Wages earned while incarcerated	8u	
z	Other income. List type and amount: _____	8z	
9	Total other income. Add lines 8a through 8z	9	
10	Combine lines 1 through 7 and 9. This is your additional income . Enter here and on Form 1040, 1040-SR, or 1040-NR, line 8	10	-24,868.

For Paperwork Reduction Act Notice, see your tax return instructions.

Schedule 1 (Form 1040) 2023

Part II Adjustments to Income

11	Educator expenses		11
12	Certain business expenses of reservists, performing artists, and fee-basis government officials. Attach Form 2106		12
13	Health savings account deduction. Attach Form 8889		13
14	Moving expenses for members of the Armed Forces. Attach Form 3903		14
15	Deductible part of self-employment tax. Attach Schedule SE		15
16	Self-employed SEP, SIMPLE, and qualified plans		16
17	Self-employed health insurance deduction		17
18	Penalty on early withdrawal of savings		18
19a	Alimony paid		19a
b	Recipient's SSN		
c	Date of original divorce or separation agreement (see instructions): _____		
20	IRA deduction		20
21	Student loan interest deduction		21
22	Reserved for future use		22
23	Archer MSA deduction		23
24	Other adjustments:		
a	Jury duty pay (see instructions)	24a	
b	Deductible expenses related to income reported on line 8I from the rental of personal property engaged in for profit	24b	
c	Nontaxable amount of the value of Olympic and Paralympic medals and USOC prize money reported on line 8m	24c	
d	Reforestation amortization and expenses	24d	
e	Repayment of supplemental unemployment benefits under the Trade Act of 1974	24e	
f	Contributions to section 501(c)(18)(D) pension plans	24f	
g	Contributions by certain chaplains to section 403(b) plans	24g	
h	Attorney fees and court costs for actions involving certain unlawful discrimination claims (see instructions)	24h	
i	Attorney fees and court costs you paid in connection with an award from the IRS for information you provided that helped the IRS detect tax law violations	24i	
j	Housing deduction from Form 2555	24j	
k	Excess deductions of section 67(e) expenses from Schedule K-1 (Form 1041)	24k	
z	Other adjustments. List type and amount: _____	24z	
25	Total other adjustments. Add lines 24a through 24z		25
26	Add lines 11 through 23 and 25. These are your adjustments to income . Enter here and on Form 1040, 1040-SR, or 1040-NR, line 10		26

SCHEDULE C (Form 1040)

Profit or Loss From Business (Sole Proprietorship)

OMB No. 1545-0074

2023

Department of the Treasury Internal Revenue Service

Attach to Form 1040, 1040-SR, 1040-SS, 1040-NR, or 1041; partnerships must generally file Form 1065.

Attachment Sequence No. 09

Go to www.irs.gov/ScheduleC for instructions and the latest information.

Name of proprietor: TANUJA KALUVA; Social security number (SSN): 837-70-8071; Principal business: CLOTHING STORES; Business name: ISHITA COLLECTIONS LLC; Business address: 5170 NORTHVIEW LK, CUMMING, GA 30040; Accounting method: Cash; Did you materially participate: Yes; If you started or acquired this business during 2023: No; Did you make any payments in 2023 that would require you to file Form(s) 1099: No; If "Yes," did you or will you file required Form(s) 1099: No.

Part I Income

Table with 7 rows for income calculation. Line 1: Gross receipts or sales, 4,407. Line 2: Returns and allowances. Line 3: Subtract line 2 from line 1, 4,407. Line 4: Cost of goods sold. Line 5: Gross profit, 4,407. Line 6: Other income. Line 7: Gross income, 4,407.

Part II Expenses. Enter expenses for business use of your home only on line 30.

Table with 28 rows for expense calculation. Lines 8-17: Advertising, Car and truck expenses, Commissions and fees, Contract labor, Depletion, Depreciation and section 179 expense deduction, Employee benefit programs, Insurance, Interest, Legal and professional services. Lines 18-27b: Office expense, Pension and profit-sharing plans, Rent or lease, Repairs and maintenance, Supplies, Taxes and licenses, Travel and meals, Utilities, Wages, Other expenses, Energy efficient commercial bldgs deduction. Line 28: Total expenses before expenses for business use of home, 29,275. Line 29: Tentative profit or (loss), -24,868. Line 30: Expenses for business use of your home. Line 31: Net profit or (loss), -24,868. Line 32: If you have a loss, check the box that describes your investment in this activity.

Part III Cost of Goods Sold (see instructions)

33	Method(s) used to value closing inventory: a <input type="checkbox"/> Cost b <input type="checkbox"/> Lower of cost or market c <input type="checkbox"/> Other (attach explanation)	
34	Was there any change in determining quantities, costs, or valuations between opening and closing inventory? If "Yes," attach explanation	<input type="checkbox"/> Yes <input type="checkbox"/> No
35	Inventory at beginning of year. If different from last year's closing inventory, attach explanation	35
36	Purchases less cost of items withdrawn for personal use	36
37	Cost of labor. Do not include any amounts paid to yourself	37
38	Materials and supplies	38
39	Other costs	39
40	Add lines 35 through 39	40
41	Inventory at end of year	41
42	Cost of goods sold. Subtract line 41 from line 40. Enter the result here and on line 4	42

Part IV Information on Your Vehicle. Complete this part **only** if you are claiming car or truck expenses on line 9 and are not required to file Form 4562 for this business. See the instructions for line 13 to find out if you must file Form 4562.

- 43 When did you place your vehicle in service for business purposes? (month/day/year) _____
- 44 Of the total number of miles you drove your vehicle during 2023, enter the number of miles you used your vehicle for:
 - a Business _____
 - b Commuting (see instructions) _____
 - c Other _____
- 45 Was your vehicle available for personal use during off-duty hours? Yes No
- 46 Do you (or your spouse) have another vehicle available for personal use?. Yes No
- 47a Do you have evidence to support your deduction? Yes No
 - b If "Yes," is the evidence written? Yes No

Part V Other Expenses. List below business expenses not included on lines 8–26, line 27b, or line 30.

48	Total other expenses. Enter here and on line 27a	48

**SCHEDULE D
(Form 1040)**

Capital Gains and Losses

OMB No. 1545-0074

2023

Department of the Treasury
Internal Revenue Service

Attach to Form 1040, 1040-SR, or 1040-NR.
Use Form 8949 to list your transactions for lines 1b, 2, 3, 8b, 9, and 10.
Go to www.irs.gov/ScheduleD for instructions and the latest information.

Attachment
Sequence No. **12**

Name(s) shown on return: **SRI VIJAYA DURGA SAI P PALAKURTHI & TANUJA KALUVA**
Your social security number: **790-96-4575**

Did you dispose of any investment(s) in a qualified opportunity fund during the tax year? Yes No
If "Yes," attach Form 8949 and see its instructions for additional requirements for reporting your gain or loss.

Part I Short-Term Capital Gains and Losses—Generally Assets Held One Year or Less (see instructions)

See instructions for how to figure the amounts to enter on the lines below. This form may be easier to complete if you round off cents to whole dollars.	(d) Proceeds (sales price)	(e) Cost (or other basis)	(g) Adjustments to gain or loss from Form(s) 8949, Part I, line 2, column (g)	(h) Gain or (loss) Subtract column (e) from column (d) and combine the result with column (g)
1a Totals for all short-term transactions reported on Form 1099-B for which basis was reported to the IRS and for which you have no adjustments (see instructions). However, if you choose to report all these transactions on Form 8949, leave this line blank and go to line 1b .				
1b Totals for all transactions reported on Form(s) 8949 with Box A checked	203.	782.		-579.
2 Totals for all transactions reported on Form(s) 8949 with Box B checked				
3 Totals for all transactions reported on Form(s) 8949 with Box C checked				
4 Short-term gain from Form 6252 and short-term gain or (loss) from Forms 4684, 6781, and 8824				4
5 Net short-term gain or (loss) from partnerships, S corporations, estates, and trusts from Schedule(s) K-1				5
6 Short-term capital loss carryover. Enter the amount, if any, from line 8 of your Capital Loss Carryover Worksheet in the instructions				6 ()
7 Net short-term capital gain or (loss). Combine lines 1a through 6 in column (h). If you have any long-term capital gains or losses, go to Part II below. Otherwise, go to Part III on the back				7 -579.

Part II Long-Term Capital Gains and Losses—Generally Assets Held More Than One Year (see instructions)

See instructions for how to figure the amounts to enter on the lines below. This form may be easier to complete if you round off cents to whole dollars.	(d) Proceeds (sales price)	(e) Cost (or other basis)	(g) Adjustments to gain or loss from Form(s) 8949, Part II, line 2, column (g)	(h) Gain or (loss) Subtract column (e) from column (d) and combine the result with column (g)
8a Totals for all long-term transactions reported on Form 1099-B for which basis was reported to the IRS and for which you have no adjustments (see instructions). However, if you choose to report all these transactions on Form 8949, leave this line blank and go to line 8b .				
8b Totals for all transactions reported on Form(s) 8949 with Box D checked	1,110.	1,711.		-601.
9 Totals for all transactions reported on Form(s) 8949 with Box E checked				
10 Totals for all transactions reported on Form(s) 8949 with Box F checked.				
11 Gain from Form 4797, Part I; long-term gain from Forms 2439 and 6252; and long-term gain or (loss) from Forms 4684, 6781, and 8824				11
12 Net long-term gain or (loss) from partnerships, S corporations, estates, and trusts from Schedule(s) K-1				12
13 Capital gain distributions. See the instructions				13
14 Long-term capital loss carryover. Enter the amount, if any, from line 13 of your Capital Loss Carryover Worksheet in the instructions				14 ()
15 Net long-term capital gain or (loss). Combine lines 8a through 14 in column (h). Then, go to Part III on the back				15 -601.

For Paperwork Reduction Act Notice, see your tax return instructions.

Part III Summary

<p>16 Combine lines 7 and 15 and enter the result</p> <ul style="list-style-type: none"> • If line 16 is a gain, enter the amount from line 16 on Form 1040, 1040-SR, or 1040-NR, line 7. Then, go to line 17 below. • If line 16 is a loss, skip lines 17 through 20 below. Then, go to line 21. Also be sure to complete line 22. • If line 16 is zero, skip lines 17 through 21 below and enter -0- on Form 1040, 1040-SR, or 1040-NR, line 7. Then, go to line 22. 	16	-1,180.
<p>17 Are lines 15 and 16 both gains? <input type="checkbox"/> Yes. Go to line 18. <input type="checkbox"/> No. Skip lines 18 through 21, and go to line 22.</p>		
<p>18 If you are required to complete the 28% Rate Gain Worksheet (see instructions), enter the amount, if any, from line 7 of that worksheet</p>	18	
<p>19 If you are required to complete the Unrecaptured Section 1250 Gain Worksheet (see instructions), enter the amount, if any, from line 18 of that worksheet</p>	19	
<p>20 Are lines 18 and 19 both zero or blank and you are not filing Form 4952? <input type="checkbox"/> Yes. Complete the Qualified Dividends and Capital Gain Tax Worksheet in the instructions for Form 1040, line 16. Don't complete lines 21 and 22 below. <input type="checkbox"/> No. Complete the Schedule D Tax Worksheet in the instructions. Don't complete lines 21 and 22 below.</p>		
<p>21 If line 16 is a loss, enter here and on Form 1040, 1040-SR, or 1040-NR, line 7, the smaller of:</p> <ul style="list-style-type: none"> • The loss on line 16; or • (\$3,000), or if married filing separately, (\$1,500) } <p>Note: When figuring which amount is smaller, treat both amounts as positive numbers.</p>	21	(1,180.)
<p>22 Do you have qualified dividends on Form 1040, 1040-SR, or 1040-NR, line 3a? <input checked="" type="checkbox"/> Yes. Complete the Qualified Dividends and Capital Gain Tax Worksheet in the instructions for Form 1040, line 16. <input type="checkbox"/> No. Complete the rest of Form 1040, 1040-SR, or 1040-NR.</p>		

Name(s) shown on return. Name and SSN or taxpayer identification no. not required if shown on other side
SRI VIJAYA DURGA SAI P PALAKURTHI & TANUJA KALUVA
 Social security number or taxpayer identification number
790-96-4575

Before you check Box D, E, or F below, see whether you received any Form(s) 1099-B or substitute statement(s) from your broker. A substitute statement will have the same information as Form 1099-B. Either will show whether your basis (usually your cost) was reported to the IRS by your broker and may even tell you which box to check.

Part II Long-Term. Transactions involving capital assets you held more than 1 year are generally long-term (see instructions). For short-term transactions, see page 1.

Note: You may aggregate all long-term transactions reported on Form(s) 1099-B showing basis was reported to the IRS and for which no adjustments or codes are required. Enter the totals directly on Schedule D, line 8a; you aren't required to report these transactions on Form 8949 (see instructions).

You must check Box D, E, or F below. Check only one box. If more than one box applies for your long-term transactions, complete a separate Form 8949, page 2, for each applicable box. If you have more long-term transactions than will fit on this page for one or more of the boxes, complete as many forms with the same box checked as you need.

- (D)** Long-term transactions reported on Form(s) 1099-B showing basis was reported to the IRS (see **Note** above)
- (E)** Long-term transactions reported on Form(s) 1099-B showing basis **wasn't** reported to the IRS
- (F)** Long-term transactions not reported to you on Form 1099-B

1	(a) Description of property (Example: 100 sh. XYZ Co.)	(b) Date acquired (Mo., day, yr.)	(c) Date sold or disposed of (Mo., day, yr.)	(d) Proceeds (sales price) (see instructions)	(e) Cost or other basis See the Note below and see <i>Column (e)</i> in the separate instructions.	Adjustment, if any, to gain or loss If you enter an amount in column (g), enter a code in column (f). See the separate instructions.		(h) Gain or (loss) Subtract column (e) from column (d) and combine the result with column (g).
						(f) Code(s) from instructions	(g) Amount of adjustment	
	ROBINHOOD SECURITIES LLC	01/01/23	12/31/22	1,098.	1,699.			-601.
	ROBINHOOD SECURITIES LLC	01/01/23	12/31/22	12.	12.			0.
2 Totals.	Add the amounts in columns (d), (e), (g), and (h) (subtract negative amounts). Enter each total here and include on your Schedule D, line 8b (if Box D above is checked), line 9 (if Box E above is checked), or line 10 (if Box F above is checked) . . .			1,110.	1,711.			-601.

Note: If you checked Box D above but the basis reported to the IRS was incorrect, enter in column (e) the basis as reported to the IRS, and enter an adjustment in column (g) to correct the basis. See *Column (g)* in the separate instructions for how to figure the amount of the adjustment.

**SCHEDULE 8812
(Form 1040)**

**Credits for Qualifying Children
and Other Dependents**

OMB No. 1545-0074

2023

Department of the Treasury
Internal Revenue Service

Attach to Form 1040, 1040-SR, or 1040-NR.

Go to www.irs.gov/Schedule8812 for instructions and the latest information.

Attachment
Sequence No. **47**

Name(s) shown on return

Your social security number

SRI VIJAYA DURGA SAI P PALAKURTHI & TANUJA KALUVA

790-96-4575

Part I Child Tax Credit and Credit for Other Dependents

1	Enter the amount from line 11 of your Form 1040, 1040-SR, or 1040-NR	1	182,341.
2a	Enter income from Puerto Rico that you excluded	2a	
b	Enter the amounts from lines 45 and 50 of your Form 2555	2b	0.
c	Enter the amount from line 15 of your Form 4563	2c	
d	Add lines 2a through 2c	2d	0.
3	Add lines 1 and 2d	3	182,341.
4	Number of qualifying children under age 17 with the required social security number	4	2
5	Multiply line 4 by \$2,000	5	4,000.
6	Number of other dependents, including any qualifying children who are not under age 17 or who do not have the required social security number	6	0
Caution: Do not include yourself, your spouse, or anyone who is not a U.S. citizen, U.S. national, or U.S. resident alien. Also, do not include anyone you included on line 4.			
7	Multiply line 6 by \$500	7	
8	Add lines 5 and 7	8	4,000.
9	Enter the amount shown below for your filing status. • Married filing jointly—\$400,000 } • All other filing statuses—\$200,000 }	9	400,000.
10	Subtract line 9 from line 3. • If zero or less, enter -0-. • If more than zero and not a multiple of \$1,000, enter the next multiple of \$1,000. For example, if the result is \$425, enter \$1,000; if the result is \$1,025, enter \$2,000, etc. }	10	0.
11	Multiply line 10 by 5% (0.05)	11	0.
12	Is the amount on line 8 more than the amount on line 11? <input type="checkbox"/> No. STOP. You cannot take the child tax credit, credit for other dependents, or additional child tax credit. Skip Parts II-A and II-B. Enter -0- on lines 14 and 27. <input checked="" type="checkbox"/> Yes. Subtract line 11 from line 8. Enter the result.	12	4,000.
13	Enter the amount from Credit Limit Worksheet A	13	24,624.
14	Enter the smaller of line 12 or line 13. This is your child tax credit and credit for other dependents Enter this amount on Form 1040, 1040-SR, or 1040-NR, line 19.	14	4,000.

If the amount on line 12 is more than the amount on line 14, you may be able to take the **additional child tax credit** on Form 1040, 1040-SR, or 1040-NR, line 28. Complete your Form 1040, 1040-SR, or 1040-NR through line 27 (also complete Schedule 3, line 11) before completing Part II-A.

Part II-A Additional Child Tax Credit for All Filers

Caution: If you file Form 2555, you cannot claim the additional child tax credit.

15	Check this box if you do not want to claim the additional child tax credit. Skip Parts II-A and II-B. Enter -0- on line 27 <input type="checkbox"/>		
16a	Subtract line 14 from line 12. If zero, stop here ; you cannot take the additional child tax credit. Skip Parts II-A and II-B. Enter -0- on line 27	16a	0.
b	Number of qualifying children under 17 with the required social security number: _____ x \$1,600. Enter the result. If zero, stop here ; you cannot claim the additional child tax credit. Skip Parts II-A and II-B. Enter -0- on line 27	16b	
TIP: The number of children you use for this line is the same as the number of children you used for line 4.			
17	Enter the smaller of line 16a or line 16b	17	
18a	Earned income (see instructions)	18a	
b	Nontaxable combat pay (see instructions)	18b	
19	Is the amount on line 18a more than \$2,500? <input type="checkbox"/> No. Leave line 19 blank and enter -0- on line 20. <input type="checkbox"/> Yes. Subtract \$2,500 from the amount on line 18a. Enter the result	19	
20	Multiply the amount on line 19 by 15% (0.15) and enter the result Next. On line 16b, is the amount \$4,800 or more? <input type="checkbox"/> No. If you are a bona fide resident of Puerto Rico, go to line 21. Otherwise, skip Part II-B and enter the smaller of line 17 or line 20 on line 27. <input type="checkbox"/> Yes. If line 20 is equal to or more than line 17, skip Part II-B and enter the amount from line 17 on line 27. Otherwise, go to line 21.	20	

Part II-B Certain Filers Who Have Three or More Qualifying Children and Bona Fide Residents of Puerto Rico

21	Withheld social security, Medicare, and Additional Medicare taxes from Form(s) W-2, boxes 4 and 6. If married filing jointly, include your spouse's amounts with yours. If your employer withheld or you paid Additional Medicare Tax or tier 1 RRTA taxes, or if you are a bona fide resident of Puerto Rico, see instructions.		
22	Enter the total of the amounts from Schedule 1 (Form 1040), line 15; Schedule 2 (Form 1040), line 5; Schedule 2 (Form 1040), line 6; and Schedule 2 (Form 1040), line 13	22	
23	Add lines 21 and 22	23	
24	1040 and 1040-SR filers: Enter the total of the amounts from Form 1040 or 1040-SR, line 27, and Schedule 3 (Form 1040), line 11. } 1040-NR filers: Enter the amount from Schedule 3 (Form 1040), line 11. }	24	
25	Subtract line 24 from line 23. If zero or less, enter -0-	25	
26	Enter the larger of line 20 or line 25 Next, enter the smaller of line 17 or line 26 on line 27.	26	

Part II-C Additional Child Tax Credit

27	This is your additional child tax credit. Enter this amount on Form 1040, 1040-SR, or 1040-NR, line 28		
-----------	--	--	--

Name(s) shown on Form 1040, 1040-SR, or 1040-NR

SRI VIJAYA DURGA SAI P PALAKURTHI

Social security number of HSA beneficiary. If both spouses have HSAs, see instructions. 790-96-4575

Before you begin: Complete Form 8853, Archer MSAs and Long-Term Care Insurance Contracts, if required.

Part I HSA Contributions and Deduction. See the instructions before completing this part. If you are filing jointly and both you and your spouse each have separate HSAs, complete a separate Part I for each spouse.

Table with 13 rows for HSA contributions and deductions. Includes checkboxes for Self-only and Family coverage. Values include 0, 7,750, and 5,025.

Part II HSA Distributions. If you are filing jointly and both you and your spouse each have separate HSAs, complete a separate Part II for each spouse.

Table with 7 rows for HSA distributions. Includes sub-rows for total distributions, rolled-over amounts, and taxable distributions. Values include 2,105 and 0.

Part III Income and Additional Tax for Failure To Maintain HDHP Coverage. See the instructions before completing this part. If you are filing jointly and both you and your spouse each have separate HSAs, complete a separate Part III for each spouse.

Table with 4 rows for income and additional tax. Values include 0 and 21.

Paid Preparer's Due Diligence Checklist
*Earned Income Credit (EIC), American Opportunity Tax Credit (AOTC),
Child Tax Credit (CTC) (including the Additional Child Tax Credit (ACTC) and
Credit for Other Dependents (ODC)), and Head of Household (HOH) Filing Status*
To be completed by preparer and filed with Form 1040, 1040-SR, 1040-NR, 1040-PR, or 1040-SS.
Go to www.irs.gov/Form8867 for instructions and the latest information.

Taxpayer name(s) shown on return SRI VIJAYA DURGA SAI P PALAKURTHI & TANUJA KALUVA		Taxpayer identification number 790-96-4575
Preparer's name VENKATA SAI PAVAN KUMAR DUDIPALLI		Preparer tax identification number P02470833

Part I Due Diligence Requirements

Please check the appropriate box for the credit(s) and/or HOH filing status claimed on the return and complete the related Parts I-V for the benefit(s) claimed (check all that apply). EIC CTC/ACTC/ODC AOTC HOH

	Yes	No	N/A
1 Did you complete the return based on information for the applicable tax year provided by the taxpayer or reasonably obtained by you?	<input checked="" type="checkbox"/>	<input type="checkbox"/>	
2 If credits are claimed on the return, did you complete the applicable EIC and/or CTC/ACTC/ODC worksheets found in the Form 1040, 1040-SR, 1040-NR, 1040-PR, 1040-SS, or Schedule 8812 (Form 1040) instructions, and/or the AOTC worksheet found in the Form 8863 instructions, or your own worksheet(s) that provides the same information, and all related forms and schedules for each credit claimed?	<input checked="" type="checkbox"/>	<input type="checkbox"/>	<input type="checkbox"/>
3 Did you satisfy the knowledge requirement? To meet the knowledge requirement, you must do both of the following. • Interview the taxpayer, ask questions, and contemporaneously document the taxpayer's responses to determine that the taxpayer is eligible to claim the credit(s) and/or HOH filing status. • Review information to determine that the taxpayer is eligible to claim the credit(s) and/or HOH filing status and to figure the amount(s) of any credit(s)	<input checked="" type="checkbox"/>	<input type="checkbox"/>	
4 Did any information provided by the taxpayer or a third party for use in preparing the return, or information reasonably known to you, appear to be incorrect, incomplete, or inconsistent? (If "Yes," answer questions 4a and 4b. If "No," go to question 5.)	<input type="checkbox"/>	<input checked="" type="checkbox"/>	
a Did you make reasonable inquiries to determine the correct, complete, and consistent information?	<input type="checkbox"/>	<input type="checkbox"/>	
b Did you contemporaneously document your inquiries? (Documentation should include the questions you asked, whom you asked, when you asked, the information that was provided, and the impact the information had on your preparation of the return.)	<input type="checkbox"/>	<input type="checkbox"/>	
5 Did you satisfy the record retention requirement? To meet the record retention requirement, you must keep a copy of your documentation referenced in question 4b, a copy of this Form 8867, a copy of any applicable worksheet(s), a record of how, when, and from whom the information used to prepare Form 8867 and any applicable worksheet(s) was obtained, and a copy of any document(s) provided by the taxpayer that you relied on to determine eligibility for the credit(s) and/or HOH filing status or to figure the amount(s) of the credit(s) List those documents provided by the taxpayer, if any, that you relied on: _____ _____ _____	<input checked="" type="checkbox"/>	<input type="checkbox"/>	
6 Did you ask the taxpayer whether he/she could provide documentation to substantiate eligibility for the credit(s) and/or HOH filing status and the amount(s) of any credit(s) claimed on the return if his/her return is selected for audit?	<input checked="" type="checkbox"/>	<input type="checkbox"/>	
7 Did you ask the taxpayer if any of these credits were disallowed or reduced in a previous year? (If credits were disallowed or reduced, go to question 7a; if not, go to question 8.)	<input checked="" type="checkbox"/>	<input type="checkbox"/>	<input type="checkbox"/>
a Did you complete the required recertification Form 8862?	<input type="checkbox"/>	<input type="checkbox"/>	<input type="checkbox"/>
8 If the taxpayer is reporting self-employment income, did you ask questions to prepare a complete and correct Schedule C (Form 1040)?	<input checked="" type="checkbox"/>	<input type="checkbox"/>	<input type="checkbox"/>

Part II Due Diligence Questions for Returns Claiming EIC (If the return does not claim EIC, go to Part III.)

	Yes	No	N/A
9a Have you determined that the taxpayer is eligible to claim the EIC for the number of qualifying children claimed, or is eligible to claim the EIC without a qualifying child? (If the taxpayer is claiming the EIC and does not have a qualifying child, go to question 10.)	<input type="checkbox"/>	<input type="checkbox"/>	
b Did you ask the taxpayer if the child lived with the taxpayer for over half of the year, even if the taxpayer has supported the child the entire year?	<input type="checkbox"/>	<input type="checkbox"/>	
c Did you explain to the taxpayer the rules about claiming the EIC when a child is the qualifying child of more than one person (tiebreaker rules)?	<input type="checkbox"/>	<input type="checkbox"/>	<input type="checkbox"/>

Part III Due Diligence Questions for Returns Claiming CTC/ACTC/ODC (If the return does not claim CTC, ACTC, or ODC, go to Part IV.)

	Yes	No	N/A
10 Have you determined that each qualifying person for the CTC/ACTC/ODC is the taxpayer's dependent who is a citizen, national, or resident of the United States?	<input checked="" type="checkbox"/>	<input type="checkbox"/>	
11 Did you explain to the taxpayer that he/she may not claim the CTC/ACTC if the child has not lived with the taxpayer for over half of the year, even if the taxpayer has supported the child, unless the child's custodial parent has released a claim to exemption for the child?	<input checked="" type="checkbox"/>	<input type="checkbox"/>	<input type="checkbox"/>
12 Did you explain to the taxpayer the rules about claiming the CTC/ACTC/ODC for a child of divorced or separated parents (or parents who live apart), including any requirement to attach a Form 8332 or similar statement to the return?	<input checked="" type="checkbox"/>	<input type="checkbox"/>	<input type="checkbox"/>

Part IV Due Diligence Questions for Returns Claiming AOTC (If the return does not claim AOTC, go to Part V.)

	Yes	No
13 Did the taxpayer provide substantiation for the credit, such as a Form 1098-T and/or receipts for the qualified tuition and related expenses for the claimed AOTC?	<input type="checkbox"/>	<input type="checkbox"/>

Part V Due Diligence Questions for Claiming HOH (If the return does not claim HOH filing status, go to Part VI.)

	Yes	No
14 Have you determined that the taxpayer was unmarried or considered unmarried on the last day of the tax year and provided more than half of the cost of keeping up a home for the year for a qualifying person?	<input type="checkbox"/>	<input type="checkbox"/>

Part VI Eligibility Certification

You will have complied with all due diligence requirements for claiming the applicable credit(s) and/or HOH filing status on the return of the taxpayer identified above if you:

- A. Interview the taxpayer, ask adequate questions, contemporaneously document the taxpayer's responses on the return or in your notes, review adequate information to determine if the taxpayer is eligible to claim the credit(s) and/or HOH filing status and to figure the amount(s) of the credit(s);
- B. Complete this Form 8867 truthfully and accurately and complete the actions described in this checklist for any applicable credit(s) claimed and HOH filing status, if claimed;
- C. Submit Form 8867 in the manner required; **and**
- D. Keep all five of the following records for 3 years from the latest of the dates specified in the Form 8867 instructions under *Document Retention*.
 - 1. A copy of this Form 8867.
 - 2. The applicable worksheet(s) or your own worksheet(s) for any credit(s) claimed.
 - 3. Copies of any documents provided by the taxpayer on which you relied to determine the taxpayer's eligibility for the credit(s) and/or HOH filing status and to figure the amount(s) of the credit(s).
 - 4. A record of how, when, and from whom the information used to prepare this form and the applicable worksheet(s) was obtained.
 - 5. A record of any additional information you relied upon, including questions you asked and the taxpayer's responses, to determine the taxpayer's eligibility for the credit(s) and/or HOH filing status and to figure the amount(s) of the credit(s).

If you have not complied with all due diligence requirements, you may have to pay a penalty for each failure to comply related to a claim of an applicable credit or HOH filing status (see instructions for more information).

	Yes	No
15 Do you certify that all of the answers on this Form 8867 are, to the best of your knowledge, true, correct, and complete?	<input checked="" type="checkbox"/>	<input type="checkbox"/>

Additional Information From 2023 Federal Tax Return**Schedule C (CLOTHING STORES): Profit or Loss from Business****Ln 1a: Other receipts****Itemization Statement**

Description	Amount
	4,407.
Total	4,407.

Schedule C (CLOTHING STORES): Profit or Loss from Business**Line 18****Itemization Statement**

Description	Amount
OFFICE EXPENSES	2,155.
Total	2,155.

Schedule C (CLOTHING STORES): Profit or Loss from Business**Line 20b****Itemization Statement**

Description	Amount
RENT(12M*\$2100PM)	25,200.
Total	25,200.

Schedule C (CLOTHING STORES): Profit or Loss from Business**Line 25****Itemization Statement**

Description	Amount
MOBILE BILL(12M*\$60PM)	720.
ELECTRICTY(12M*\$100PM)	1,200.
Total	1,920.

Dos and Don'ts Checklist for the Individual/Fiduciary (525-TV) Payment Voucher

Payments can be made electronically on the Georgia Tax Center (GTC) gtc.dor.ga.gov/ .

- Do:**
- Use a payment voucher with a valid scanline.
 - Only complete this voucher if you owe taxes.
 - Complete the voucher in its entirety.
 - Write your SSN or FEIN on your check or money order.
 - Make your check or money order payable to: Georgia Department of Revenue
 - Remember if the due date falls on a weekend or holiday, the tax shall be due on the next day that is not a weekend or holiday.
 - Mail your voucher and payment to the address listed below if your return was filed electronically.


**Processing Center
Georgia Department of Revenue
PO Box 740323
Atlanta, Georgia 30374-0323**

- Mail your return, payment voucher and payment to the address that appears on the return if filing a paper return.

- Do not:**
- Mail this entire page.
 - Staple your payment and voucher together.
 - Print on both sides of the paper.
 - Handwrite any information.

Georgia Public Revenue Code Section 48-2-31 stipulates that taxes shall be paid in lawful money of the United States, free of any expense to the State of Georgia.

----- Cut along dotted line -----

525-TV (Rev. 06/05/23) Individual and Fiduciary Payment Voucher		Individual or Fiduciary Name and Address: SRI VIJAYA DURGA SAI P PALAKUR 5170 NORTHVIEW LK CUMMING GA 30040		
2023	2452511513			
<input type="checkbox"/> Amended Return	<input type="checkbox"/> Paper Return	<input checked="" type="checkbox"/> Electronically Filed		
TYPE OF RETURN:		<input checked="" type="checkbox"/> 09-Individual <input type="checkbox"/> 10-Fiduciary		
Taxpayer's SSN or Fiduciary FEIN 790-96-4575	Spouse's SSN (if joint or combined return) 837-70-8071	Tax Year 2023	Daytime Telephone Number 678-982-7753	Vendor Code 115

PLEASE DO NOT STAPLE. REMOVE ALL CHECK STUBS.

PROCESSING CENTER
GEORGIA DEPARTMENT OF REVENUE
PO BOX 740323
ATLANTA GA 30374-0323


Amount Paid \$ 308.00

52500790964575923092120000000000000011500000308004

REV 01/29/24 PRO



2400411515



Georgia Form **500** (Rev. 08/30/23)

Individual Income Tax Return
Georgia Department of Revenue

2023 (Approved software version)

Page **1**

Fiscal Year
Beginning

STATE **GA**
ISSUED

Fiscal Year
Ending

YOUR DRIVER'S
LICENSE/STATE ID

058659523

YOUR FIRST NAME

1. SRI VIJAYA DURGA

MI
P

YOUR SOCIAL SECURITY NUMBER

790-96-4575

LAST NAME (For Name Change See IT-511 Tax Booklet)

PALAKURTHI

SUFFIX

SPOUSE'S FIRST NAME

TANUJA

MI

SPOUSE'S SOCIAL SECURITY NUMBER

837-70-8071

LAST NAME

KALUVA

SUFFIX

DEPARTMENT USE ONLY

ADDRESS (NUMBER AND STREET or P.O. BOX) (Use 2nd address line for Apt, Suite or Building Number)

CHECK IF ADDRESS HAS CHANGED

2. 5170 NORTHVIEW LK

CITY (Please insert a space if the city has multiple names)

3. CUMMING

STATE

GA

ZIP CODE

30040

(COUNTRY IF FOREIGN)

4. Enter your Residency Status with the appropriate number 4. 1

Residency Status

1. FULL-YEAR RESIDENT 2. PART-YEAR RESIDENT

TO

3. NONRESIDENT

Omit Lines 9 thru 14 and use Form 500 Schedule 3 if you are a part-year or nonresident filer.

5. Enter Filing Status with appropriate letter (See IT-511 Tax Booklet)..... 5. B

Filing Status

A. Single B. Married filing joint C. Married filing separate (Spouse's social security number must be entered above) D. Head of Household or Qualifying Surviving Spouse


6. Number of exemptions (Check appropriate box(es) and enter total in 6c.) 6a. Yourself 6b. Spouse 6c. 2

7a. Number of Qualified Dependents* 2 7b. Number of Unborn Dependents 7c. Total Number of Dependents 2

*Enter details on Line 7d., and DO NOT include yourself, spouse and/or your unborn dependents. See IT-511 Tax Booklet.

All Pages (1-5) are required for processing

REV 01/29/24 PRO



YOUR SOCIAL SECURITY NUMBER
 790-96-4575

7d. Qualified Dependents. (If you have more than 4 dependents, attach a list of additional dependents).

First Name, MI. ISHITA	Last Name PALAKURTHI
Social Security Number 003-27-8178	Relationship to You DAUGHTER

First Name, MI. VIHAAN	Last Name PALAKURTHI
Social Security Number 709-31-4178	Relationship to You SON

First Name, MI.	Last Name
Social Security Number	Relationship to You

First Name, MI.	Last Name
Social Security Number	Relationship to You

INCOME COMPUTATIONS

If amount on line 8, 9, 10, 13 or 15 is negative, use the minus sign (-). Example -3456.

8. Federal adjusted gross income (From Federal Form 1040).....	8.	207209
(Do not use FEDERAL TAXABLE INCOME) If the amount on Line 8 is \$40,000 or more, or your gross income is less than your W-2s you must include a copy of your Federal Form 1040 Pages 1, 2, and Schedule 1.		
9. Adjustments from Form 500 Schedule 1 (See IT-511 Tax Booklet)	9.	
10. Georgia adjusted gross income (Net total of Line 8 and Line 9).....	10.	207209
11. Standard Deduction (Do not use FEDERAL STANDARD DEDUCTION).....	11a.	7100
(See IT-511 Tax Booklet)		
b. Self: 65 or over? Blind? Total x 1,300=.....	11b.	
Spouse: 65 or over? Blind?		
c. Total Standard Deduction (Line 11a + Line 11b).....	11c.	7100
Use EITHER Line 11c OR Line 12c (Do not write on both lines)		
12. Total Itemized Deductions used in computing Federal Taxable Income. If you use itemized deductions, you must include Federal Schedule A.		
a. Federal Itemized Deductions (Schedule A- Form 1040).....	12a.	
b. Less adjustments: (See IT-511 Tax Booklet)	12b.	
c. Georgia Total Itemized Deductions.....	12c.	
13. Subtract either Line 11c or Line 12c from Line 10; enter balance.....	13.	200109



YOUR SOCIAL SECURITY NUMBER
 790-96-4575

14a. Enter the number from Line 6c. 2 Multiply by \$2,700 for filing status A or D or multiply by \$3,700 for filing status B or C	14a.	7400
14b. Enter the number from Line 7c. 2 Multiply by \$3,000.....	14b.	6000
14c. Add Lines 14a. and 14b. Enter total	14c.	13400
15a. Income before GA NOL (Line 13 less Line 14c or Schedule 3, Line 14).....	15a.	186709
15b. Georgia NOL utilized (Cannot exceed Line 15a or the amount after applying the 80% limitation, see IT-511 Tax Booklet for more information)....	15b.	
15c. Georgia Taxable Income (Line 15a less Line 15b).....	15c.	186709
16. Tax (Use Tax Rate Schedule in the IT-511 Tax Booklet)	16.	10501
17. Low Income Credit 17a. 17b.	17c.	
18. Other State(s) Tax Credit (Include a copy of the other state(s) return)	18.	
19. Credits used from IND-CR Summary Worksheet	19.	
20. Total Credits Used from Schedule 2 Georgia Tax Credits (must be filed electronically)	20.	
21. Total Credits Used (sum of Lines 17-20) cannot exceed Line 16	21.	0
22. Balance (Line 16 less Line 21) if zero or less than zero, enter zero	22.	10501

INCOME STATEMENT DETAILS Only enter income on which Georgia tax was withheld. Enter income from W-2s, 1099s, and G2-As on Line 4 GA Wages/Income. For other income statements complete Line 4 using the income reported from **Form G2-RP Line 12 or 13; Form G2-LP Line 11, or for Form G2-FL enter zero.**

(INCOME STATEMENT A)				(INCOME STATEMENT B)				(INCOME STATEMENT C)			
1. WITHHOLDING TYPE:				1. WITHHOLDING TYPE:				1. WITHHOLDING TYPE:			
<input checked="" type="checkbox"/> W-2	G2-A	G2-LP		<input checked="" type="checkbox"/> W-2	G2-A	G2-LP		W-2	G2-A	G2-LP	
1099	G2-FL	G2-RP		1099	G2-FL	G2-RP		1099	G2-FL	G2-RP	
2. EMPLOYER/PAYER FEDERAL ID NUMBER (FEIN) <input checked="" type="checkbox"/> SSN				2. EMPLOYER/PAYER FEDERAL ID NUMBER (FEIN) <input checked="" type="checkbox"/> SSN				2. EMPLOYER/PAYER FEDERAL ID NUMBER (FEIN) SSN			
650852445				460951942							
3. EMPLOYER/PAYER STATE WITHHOLDING ID				3. EMPLOYER/PAYER STATE WITHHOLDING ID				3. EMPLOYER/PAYER STATE WITHHOLDING ID			
2106604XL				3111141OP							
4. GA WAGES / INCOME				4. GA WAGES / INCOME				4. GA WAGES / INCOME			
130243				77357							
5. GA TAX WITHHELD				5. GA TAX WITHHELD				5. GA TAX WITHHELD			
6067				4126							

PLEASE COMPLETE INCOME STATEMENT DETAILS ON PAGE 4.
All Pages (1-5) are required for processing

REV 01/29/24 PRO



YOUR SOCIAL SECURITY NUMBER
 790-96-4575

Page 4

(INCOME STATEMENT D)

1. WITHHOLDING TYPE:
 W-2 G2-A G2-LP
 1099 G2-FL G2-RP
2. EMPLOYER/PAYER FEDERAL
 ID NUMBER (FEIN) SSN

(INCOME STATEMENT E)

1. WITHHOLDING TYPE:
 W-2 G2-A G2-LP
 1099 G2-FL G2-RP
2. EMPLOYER/PAYER FEDERAL
 ID NUMBER (FEIN) SSN

(INCOME STATEMENT F)

1. WITHHOLDING TYPE:
 W-2 G2-A G2-LP
 1099 G2-FL G2-RP
2. EMPLOYER/PAYER FEDERAL
 ID NUMBER (FEIN) SSN

3. EMPLOYER/PAYER STATE WITHHOLDING ID 3. EMPLOYER/PAYER STATE WITHHOLDING ID 3. EMPLOYER/PAYER STATE WITHHOLDING ID
4. GA WAGES / INCOME 4. GA WAGES / INCOME 4. GA WAGES / INCOME
5. GA TAX WITHHELD 5. GA TAX WITHHELD 5. GA TAX WITHHELD

23. Georgia Income Tax Withheld on Wages and 1099s	23.	10193
<small>(Enter Tax Withheld Only and include W-2s and/or 1099s)</small>		
24. Other Georgia Income Tax Withheld.....	24.	
<small>(Must include G2-A, G2-FL, G2-LP and/or G2-RP)</small>		
25. Estimated Tax paid for 2023 and Form IT-560	25.	
26. Schedule 2B Refundable Tax Credits.....	26.	
<small>(Cannot be claimed unless filed electronically)</small>		
27. Total prepayment credits (Add Lines 23, 24, 25 and 26).....	27.	10193
28. If Line 22 exceeds Line 27, subtract Line 27 from Line 22 and enter balance due.....	28.	308
29. If Line 27 exceeds Line 22, subtract Line 22 from Line 27 and enter overpayment	29.	
30. Amount to be credited to 2024 ESTIMATED TAX	30.	
31. Georgia Wildlife Conservation Fund (No gift of less than \$1.00).....	31.	
32. Georgia Fund for Children and Elderly (No gift of less than \$1.00).....	32.	
33. Georgia Cancer Research Fund (No gift of less than \$1.00)	33.	
34. Georgia Land Conservation Program (No gift of less than \$1.00).....	34.	
35. Georgia National Guard Foundation (No gift of less than \$1.00)	35.	
36. Dog & Cat Sterilization Fund (No gift of less than \$1.00).....	36.	
37. Saving the Cure Fund (No gift of less than \$1.00).....	37.	
38. Realizing Educational Achievement Can Happen (REACH) Program	38.	
<small>(No gift of less than \$1.00)</small>		

All Pages (1-5) are required for processing



YOUR SOCIAL SECURITY NUMBER
790-96-4575

- 39. Public Safety Memorial Grant (No gift of less than \$1.00)..... 39.
- 40. Disabled Veterans' Scholarship Fund (No gift of less than \$1.00)..... 40.
- 41. Form 500 UET (Estimated tax penalty) 500 UET exception attached..... 41.
- 42. Penalty: Late Payment and/or Late Filing..... 42.
- 43. Interest 43.
- 44. (If you owe) Add Lines 28, 31 through 43 44.

308

**MAKE CHECK PAYABLE TO GEORGIA DEPARTMENT OF REVENUE,
Mail To: GEORGIA DEPARTMENT OF REVENUE PROCESSING CENTER,
PO BOX 740399 ATLANTA, GA 30374-0399**

- 45. (If you are due a refund) Subtract the sum of Lines 30 thru 43 from Line 29
THIS IS YOUR REFUND..... 45.
Refund Due Mail To: GEORGIA DEPARTMENT OF REVENUE PROCESSING CENTER,
PO BOX 740380 ATLANTA, GA 30374-0380

If you do not enter Direct Deposit information or if you are a first time filer you will be issued a paper check.

45a. Direct Deposit (U.S. Accounts Only) Type: Checking Savings

Routing Number	Account Number
----------------	----------------

Mail pages 1-5 and any applicable schedules, forms, documentation. DO NOT staple pages.

I/We declare under the penalties of perjury that I/we have examined this return (including accompanying schedules and statements) and to the best of my/our knowledge and belief, it is true, correct, and complete. If prepared by a person other than the taxpayer(s), this declaration is based on all information of which the preparer has knowledge.

Taxpayer's Signature (Check box if deceased)

Spouse's Signature (Check box if deceased)

Taxpayer's Date of Death

Spouse's Date of Death

Taxpayer's Signature Date

Taxpayer's Phone Number
678-982-7753

Spouse's Signature Date

By providing my e-mail address I am authorizing the Georgia Department of Revenue to electronically notify me at the below e-mail address regarding any updates to my account(s).

Taxpayer's E-mail Address

I authorize DOR to discuss this return with the named preparer.

VENKATA SAI PAVAN KUMAR DUDIPALLI

Preparer's Phone Number
678-965-9522

Signature of Preparer
Name of Preparer Other Than Taxpayer
VENKATA SAI PAVAN KUMAR D

Preparer's FEIN
88-2145487

Preparer's Firm Name
GLOBAL TAXES LLC

Preparer's SSN/PTIN/SIDN
P02470833

All Pages (1-5) are required for processing