

### IRS e-file Signature Authorization

▶ **ERO must obtain and retain completed Form 8879.**  
▶ **Go to [www.irs.gov/Form8879](http://www.irs.gov/Form8879) for the latest information.**

Submission Identification Number (SID) ▶

Taxpayer's name SURESH K VURAY	Social security number 419-53-8415
Spouse's name SWATHIKAMALA VURAY	Spouse's social security number 049-11-5299

**Part I Tax Return Information — Tax Year Ending December 31, 2023** (Enter year you are authorizing.)

Enter whole dollars only on lines 1 through 5.

**Note:** Form 1040-SS filers use line 4 only. Leave lines 1, 2, 3, and 5 blank.

1 Adjusted gross income . . . . .	1	403,715.
2 Total tax . . . . .	2	76,143.
3 Federal income tax withheld from Form(s) W-2 and Form(s) 1099 . . . . .	3	85,588.
4 Amount you want refunded to you . . . . .	4	9,445.
5 Amount you owe . . . . .	5	

**Part II Taxpayer Declaration and Signature Authorization (Be sure you get and keep a copy of your return)**

Under penalties of perjury, I declare that I have examined a copy of the income tax return (original or amended) I am now authorizing, and to the best of my knowledge and belief, it is true, correct, and complete. I further declare that the amounts in Part I above are the amounts from the income tax return (original or amended) I am now authorizing. I consent to allow my intermediate service provider, transmitter, or electronic return originator (ERO) to send my return to the IRS and to receive from the IRS (a) an acknowledgement of receipt or reason for rejection of the transmission, (b) the reason for any delay in processing the return or refund, and (c) the date of any refund. If applicable, I authorize the U.S. Treasury and its designated Financial Agent to initiate an ACH electronic funds withdrawal (direct debit) entry to the financial institution account indicated in the tax preparation software for payment of my federal taxes owed on this return and/or a payment of estimated tax, and the financial institution to debit the entry to this account. This authorization is to remain in full force and effect until I notify the U.S. Treasury Financial Agent to terminate the authorization. To revoke (cancel) a payment, I must contact the U.S. Treasury Financial Agent at 1-888-353-4537. Payment cancellation requests must be received no later than 2 business days prior to the payment (settlement) date. I also authorize the financial institutions involved in the processing of the electronic payment of taxes to receive confidential information necessary to answer inquiries and resolve issues related to the payment. I further acknowledge that the personal identification number (PIN) below is my signature for the income tax return (original or amended) I am now authorizing and, if applicable, my Electronic Funds Withdrawal Consent.

**Taxpayer's PIN: check one box only**

- I authorize GLOBAL TAXES LLC to enter or generate my PIN 

3	8	4	1	5
---	---	---	---	---

 as my signature on the income tax return (original or amended) I am now authorizing. **Enter five digits, but don't enter all zeros**
- I will enter my PIN as my signature on the income tax return (original or amended) I am now authorizing. Check this box **only** if you are entering your own PIN **and** your return is filed using the Practitioner PIN method. The ERO must complete Part III below.

Your signature ▶ \_\_\_\_\_ Date ▶ \_\_\_\_\_

**Spouse's PIN: check one box only**

- I authorize GLOBAL TAXES LLC to enter or generate my PIN 

1	5	2	9	9
---	---	---	---	---

 as my signature on the income tax return (original or amended) I am now authorizing. **Enter five digits, but don't enter all zeros**
- I will enter my PIN as my signature on the income tax return (original or amended) I am now authorizing. Check this box **only** if you are entering your own PIN **and** your return is filed using the Practitioner PIN method. The ERO must complete Part III below.

Spouse's signature ▶ \_\_\_\_\_ Date ▶ \_\_\_\_\_

**Practitioner PIN Method Returns Only—continue below**

**Part III Certification and Authentication — Practitioner PIN Method Only**

**ERO's EFIN/PIN.** Enter your six-digit EFIN followed by your five-digit self-selected PIN. 

2	2	2	4	9	6	6	1	9	8	9
---	---	---	---	---	---	---	---	---	---	---

**Don't enter all zeros**

I certify that the above numeric entry is my PIN, which is my signature for the electronic individual income tax return (original or amended) I am now authorized to file for tax year indicated above for the taxpayer(s) indicated above. I confirm that I am submitting this return in accordance with the requirements of the Practitioner PIN method and **Pub. 1345**, Handbook for Authorized IRS e-file Providers of Individual Income Tax Returns.

ERO's signature ▶ \_\_\_\_\_ Date ▶ \_\_\_\_\_

**ERO Must Retain This Form — See Instructions**  
**Don't Submit This Form to the IRS Unless Requested To Do So**

For the year Jan. 1–Dec. 31, 2023, or other tax year beginning , 2023, ending , 20
Your first name and middle initial: SURESH K, Last name: VURAY, Your social security number: 419 53 8415
If joint return, spouse's first name and middle initial: SWATHIKAMALA, Last name: VURAY, Spouse's social security number: 049 11 5299
Home address (number and street): 4540 ESSEN LANE, Apt. no.:
City, town, or post office: CUMMING, State: GA, ZIP code: 30041
Foreign country name: Foreign province/state/country: Foreign postal code:
Presidential Election Campaign: Check here if you, or your spouse if filing jointly, want \$3 to go to this fund. Checking a box below will not change your tax or refund. [ ] You [ ] Spouse

Filing Status: [ ] Single [ ] Head of household (HOH) [x] Married filing jointly (even if only one had income) [ ] Married filing separately (MFS) [ ] Qualifying surviving spouse (QSS)
Check only one box.
If you checked the MFS box, enter the name of your spouse. If you checked the HOH or QSS box, enter the child's name if the qualifying person is a child but not your dependent:

Digital Assets: At any time during 2023, did you: (a) receive (as a reward, award, or payment for property or services); or (b) sell, exchange, or otherwise dispose of a digital asset (or a financial interest in a digital asset)? (See instructions.) [ ] Yes [x] No

Standard Deduction: Someone can claim: [ ] You as a dependent [ ] Your spouse as a dependent [ ] Spouse itemizes on a separate return or you were a dual-status alien

Age/Blindness: You: [ ] Were born before January 2, 1959 [ ] Are blind Spouse: [ ] Was born before January 2, 1959 [ ] Is blind

Table with 5 columns: (1) First name, Last name, (2) Social security number, (3) Relationship to you, (4) Check the box if qualifies for (see instructions): Child tax credit, Credit for other dependents. Rows include SAHASRA VURAY (Daughter) and SHREYANSH RAM VURAY (Son).

Income table with columns 1a-1z. 1a Total amount from Form(s) W-2, box 1: 436,546. 1b Household employee wages not reported on Form(s) W-2. 1c Tip income not reported on line 1a. 1d Medicaid waiver payments not reported on Form(s) W-2. 1e Taxable dependent care benefits from Form 2441, line 26. 1f Employer-provided adoption benefits from Form 8839, line 29. 1g Wages from Form 8919, line 6. 1h Other earned income (see instructions): 0. 1i Nontaxable combat pay election (see instructions). 1z Add lines 1a through 1h: 436,546.

Table with columns 2a-6a, 2b-6b, 7-15. 2a Tax-exempt interest. 2b Taxable interest. 3a Qualified dividends: 138. 3b Ordinary dividends. 4a IRA distributions. 4b Taxable amount. 5a Pensions and annuities. 5b Taxable amount. 6a Social security benefits. 6b Taxable amount. 7 Capital gain or (loss). Attach Schedule D if required. If not required, check here: -3,000. 8 Additional income from Schedule 1, line 10: -31,438. 9 Add lines 1z, 2b, 3b, 4b, 5b, 6b, 7, and 8. This is your total income: 403,715. 10 Adjustments to income from Schedule 1, line 26. 11 Subtract line 10 from line 9. This is your adjusted gross income: 403,715. 12 Standard deduction or itemized deductions (from Schedule A): 27,700. 13 Qualified business income deduction from Form 8995 or Form 8995-A. 14 Add lines 12 and 13: 27,700. 15 Subtract line 14 from line 11. If zero or less, enter -0-. This is your taxable income: 376,015.

For Disclosure, Privacy Act, and Paperwork Reduction Act Notice, see separate instructions.

Attach Sch. B if required.

Standard Deduction for—
• Single or Married filing separately, \$13,850
• Married filing jointly or Qualifying surviving spouse, \$27,700
• Head of household, \$20,800
• If you checked any box under Standard Deduction, see instructions.

<b>Tax and Credits</b>	<b>16</b>	<b>Tax</b> (see instructions). Check if any from Form(s): 1 <input type="checkbox"/> 8814 2 <input type="checkbox"/> 4972 3 <input type="checkbox"/> _____	<b>16</b>	77,966.
	<b>17</b>	Amount from Schedule 2, line 3	<b>17</b>	
	<b>18</b>	Add lines 16 and 17	<b>18</b>	77,966.
	<b>19</b>	Child tax credit or credit for other dependents from Schedule 8812	<b>19</b>	3,800.
	<b>20</b>	Amount from Schedule 3, line 8	<b>20</b>	
	<b>21</b>	Add lines 19 and 20	<b>21</b>	3,800.
	<b>22</b>	Subtract line 21 from line 18. If zero or less, enter -0-	<b>22</b>	74,166.
	<b>23</b>	Other taxes, including self-employment tax, from Schedule 2, line 21	<b>23</b>	1,977.
<b>24</b>	Add lines 22 and 23. This is your <b>total tax</b>	<b>24</b>	76,143.	

<b>Payments</b>	<b>25</b>	Federal income tax withheld from:		
	<b>a</b>	Form(s) W-2	<b>25a</b>	84,085.
	<b>b</b>	Form(s) 1099	<b>25b</b>	
	<b>c</b>	Other forms (see instructions)	<b>25c</b>	1,503.
	<b>d</b>	Add lines 25a through 25c	<b>25d</b>	85,588.
	<b>26</b>	2023 estimated tax payments and amount applied from 2022 return	<b>26</b>	
	<b>27</b>	Earned income credit (EIC) <input type="checkbox"/> <b>NO</b>	<b>27</b>	
	<b>28</b>	Additional child tax credit from Schedule 8812	<b>28</b>	
	<b>29</b>	American opportunity credit from Form 8863, line 8	<b>29</b>	
	<b>30</b>	Reserved for future use	<b>30</b>	
	<b>31</b>	Amount from Schedule 3, line 15	<b>31</b>	
<b>32</b>	Add lines 27, 28, 29, and 31. These are your <b>total other payments and refundable credits</b>	<b>32</b>		
<b>33</b>	Add lines 25d, 26, and 32. These are your <b>total payments</b>	<b>33</b>	85,588.	

<b>Refund</b>	<b>34</b>	If line 33 is more than line 24, subtract line 24 from line 33. This is the amount you <b>overpaid</b>	<b>34</b>	9,445.
	<b>35a</b>	Amount of line 34 you want <b>refunded to you</b> . If Form 8888 is attached, check here <input type="checkbox"/>	<b>35a</b>	9,445.
	<b>b</b>	Routing number 2 1 1 3 9 1 8 2 5 <b>c</b> Type: <input checked="" type="checkbox"/> Checking <input type="checkbox"/> Savings		
	<b>d</b>	Account number 1 2 9 6 3 6 6 6		
<b>36</b>	Amount of line 34 you want <b>applied to your 2024 estimated tax</b>	<b>36</b>		

<b>Amount You Owe</b>	<b>37</b>	Subtract line 33 from line 24. This is the <b>amount you owe</b> . For details on how to pay, go to <a href="http://www.irs.gov/Payments">www.irs.gov/Payments</a> or see instructions	<b>37</b>	
	<b>38</b>	Estimated tax penalty (see instructions)	<b>38</b>	

**Third Party Designee** Do you want to allow another person to discuss this return with the IRS? See instructions  **Yes**. Complete below.  **No**

Designee's name \_\_\_\_\_ Phone no. \_\_\_\_\_ Personal identification number (PIN) \_\_\_\_\_

**Sign Here** Under penalties of perjury, I declare that I have examined this return and accompanying schedules and statements, and to the best of my knowledge and belief, they are true, correct, and complete. Declaration of preparer (other than taxpayer) is based on all information of which preparer has any knowledge.

Your signature	Date	Your occupation PRINCIPAL TECHNICAL PROGR	If the IRS sent you an Identity Protection PIN, enter it here (see inst.)
Spouse's signature. If a joint return, <b>both</b> must sign.	Date	Spouse's occupation SOFTWARE ENGINEER	If the IRS sent your spouse an Identity Protection PIN, enter it here (see inst.)
Phone no. (832) 364-7139	Email address SVURAY@GMAIL.COM		

**Paid Preparer Use Only**

Preparer's name VENKATA SAI PAVAN KUMAR DUDIPALLI	Preparer's signature VENKATA SAI PAVAN KUMAR DUDIPALLI	Date	PTIN P02470833	Check if: <input type="checkbox"/> Self-employed
Firm's name GLOBAL TAXES LLC	Firm's address 245 ROONEY CT E BRUNSWICK NJ 08816		Phone no. (678) 965-9522	Firm's EIN 88-2145487

**SCHEDULE 1  
(Form 1040)**

Department of the Treasury  
Internal Revenue Service

**Additional Income and Adjustments to Income**

Attach to Form 1040, 1040-SR, or 1040-NR.

Go to [www.irs.gov/Form1040](http://www.irs.gov/Form1040) for instructions and the latest information.

OMB No. 1545-0074

**2023**

Attachment  
Sequence No. **01**

Name(s) shown on Form 1040, 1040-SR, or 1040-NR

SURESH K & SWATHIKAMALA VURAY

Your social security number

419-53-8415

**Part I Additional Income**

<b>1</b>	Taxable refunds, credits, or offsets of state and local income taxes . . . . .	<b>1</b>	
<b>2a</b>	Alimony received . . . . .	<b>2a</b>	
<b>b</b>	Date of original divorce or separation agreement (see instructions): _____		
<b>3</b>	Business income or (loss). Attach Schedule C . . . . .	<b>3</b>	-31,438.
<b>4</b>	Other gains or (losses). Attach Form 4797 . . . . .	<b>4</b>	
<b>5</b>	Rental real estate, royalties, partnerships, S corporations, trusts, etc. Attach Schedule E . . . . .	<b>5</b>	
<b>6</b>	Farm income or (loss). Attach Schedule F . . . . .	<b>6</b>	
<b>7</b>	Unemployment compensation . . . . .	<b>7</b>	
<b>8</b>	Other income:		
<b>a</b>	Net operating loss . . . . .	<b>8a</b>	( )
<b>b</b>	Gambling . . . . .	<b>8b</b>	
<b>c</b>	Cancellation of debt . . . . .	<b>8c</b>	
<b>d</b>	Foreign earned income exclusion from Form 2555 . . . . .	<b>8d</b>	( )
<b>e</b>	Income from Form 8853 . . . . .	<b>8e</b>	
<b>f</b>	Income from Form 8889 . . . . .	<b>8f</b>	
<b>g</b>	Alaska Permanent Fund dividends . . . . .	<b>8g</b>	
<b>h</b>	Jury duty pay . . . . .	<b>8h</b>	
<b>i</b>	Prizes and awards . . . . .	<b>8i</b>	
<b>j</b>	Activity not engaged in for profit income . . . . .	<b>8j</b>	
<b>k</b>	Stock options . . . . .	<b>8k</b>	
<b>l</b>	Income from the rental of personal property if you engaged in the rental for profit but were not in the business of renting such property . . . . .	<b>8l</b>	
<b>m</b>	Olympic and Paralympic medals and USOC prize money (see instructions) . . . . .	<b>8m</b>	
<b>n</b>	Section 951(a) inclusion (see instructions) . . . . .	<b>8n</b>	
<b>o</b>	Section 951A(a) inclusion (see instructions) . . . . .	<b>8o</b>	
<b>p</b>	Section 461(l) excess business loss adjustment . . . . .	<b>8p</b>	
<b>q</b>	Taxable distributions from an ABLE account (see instructions) . . . . .	<b>8q</b>	
<b>r</b>	Scholarship and fellowship grants not reported on Form W-2 . . . . .	<b>8r</b>	
<b>s</b>	Nontaxable amount of Medicaid waiver payments included on Form 1040, line 1a or 1d . . . . .	<b>8s</b>	( )
<b>t</b>	Pension or annuity from a nonqualified deferred compensation plan or a nongovernmental section 457 plan . . . . .	<b>8t</b>	
<b>u</b>	Wages earned while incarcerated . . . . .	<b>8u</b>	
<b>z</b>	Other income. List type and amount: _____	<b>8z</b>	
<b>9</b>	Total other income. Add lines 8a through 8z . . . . .	<b>9</b>	
<b>10</b>	Combine lines 1 through 7 and 9. This is your <b>additional income</b> . Enter here and on Form 1040, 1040-SR, or 1040-NR, line 8 . . . . .	<b>10</b>	-31,438.

For Paperwork Reduction Act Notice, see your tax return instructions.

Schedule 1 (Form 1040) 2023

**Part II Adjustments to Income**

<b>11</b>	Educator expenses . . . . .		<b>11</b>
<b>12</b>	Certain business expenses of reservists, performing artists, and fee-basis government officials. Attach Form 2106 . . . . .		<b>12</b>
<b>13</b>	Health savings account deduction. Attach Form 8889 . . . . .		<b>13</b>
<b>14</b>	Moving expenses for members of the Armed Forces. Attach Form 3903 . . . . .		<b>14</b>
<b>15</b>	Deductible part of self-employment tax. Attach Schedule SE . . . . .		<b>15</b>
<b>16</b>	Self-employed SEP, SIMPLE, and qualified plans . . . . .		<b>16</b>
<b>17</b>	Self-employed health insurance deduction . . . . .		<b>17</b>
<b>18</b>	Penalty on early withdrawal of savings . . . . .		<b>18</b>
<b>19a</b>	Alimony paid . . . . .		<b>19a</b>
<b>b</b>	Recipient's SSN . . . . .		
<b>c</b>	Date of original divorce or separation agreement (see instructions): _____		
<b>20</b>	IRA deduction . . . . .		<b>20</b>
<b>21</b>	Student loan interest deduction . . . . .		<b>21</b>
<b>22</b>	Reserved for future use . . . . .		<b>22</b>
<b>23</b>	Archer MSA deduction . . . . .		<b>23</b>
<b>24</b>	Other adjustments:		
<b>a</b>	Jury duty pay (see instructions) . . . . .	<b>24a</b>	
<b>b</b>	Deductible expenses related to income reported on line 8I from the rental of personal property engaged in for profit . . . . .	<b>24b</b>	
<b>c</b>	Nontaxable amount of the value of Olympic and Paralympic medals and USOC prize money reported on line 8m . . . . .	<b>24c</b>	
<b>d</b>	Reforestation amortization and expenses . . . . .	<b>24d</b>	
<b>e</b>	Repayment of supplemental unemployment benefits under the Trade Act of 1974 . . . . .	<b>24e</b>	
<b>f</b>	Contributions to section 501(c)(18)(D) pension plans . . . . .	<b>24f</b>	
<b>g</b>	Contributions by certain chaplains to section 403(b) plans . . . . .	<b>24g</b>	
<b>h</b>	Attorney fees and court costs for actions involving certain unlawful discrimination claims (see instructions) . . . . .	<b>24h</b>	
<b>i</b>	Attorney fees and court costs you paid in connection with an award from the IRS for information you provided that helped the IRS detect tax law violations . . . . .	<b>24i</b>	
<b>j</b>	Housing deduction from Form 2555 . . . . .	<b>24j</b>	
<b>k</b>	Excess deductions of section 67(e) expenses from Schedule K-1 (Form 1041) . . . . .	<b>24k</b>	
<b>z</b>	Other adjustments. List type and amount: _____	<b>24z</b>	
<b>25</b>	Total other adjustments. Add lines 24a through 24z . . . . .		<b>25</b>
<b>26</b>	Add lines 11 through 23 and 25. These are your <b>adjustments to income</b> . Enter here and on Form 1040, 1040-SR, or 1040-NR, line 10 . . . . .		<b>26</b>

**SCHEDULE 2  
(Form 1040)**

Department of the Treasury  
Internal Revenue Service

**Additional Taxes**

Attach to Form 1040, 1040-SR, or 1040-NR.

Go to [www.irs.gov/Form1040](http://www.irs.gov/Form1040) for instructions and the latest information.

OMB No. 1545-0074

**2023**

Attachment  
Sequence No. **02**

Name(s) shown on Form 1040, 1040-SR, or 1040-NR

SURESH K & SWATHIKAMALA VURAY

Your social security number

419-53-8415

**Part I Tax**

<b>1</b>	Alternative minimum tax. Attach Form 6251 . . . . .	<b>1</b>	
<b>2</b>	Excess advance premium tax credit repayment. Attach Form 8962 . . . . .	<b>2</b>	
<b>3</b>	Add lines 1 and 2. Enter here and on Form 1040, 1040-SR, or 1040-NR, line 17 . . . . .	<b>3</b>	

**Part II Other Taxes**

<b>4</b>	Self-employment tax. Attach Schedule SE . . . . .	<b>4</b>	
<b>5</b>	Social security and Medicare tax on unreported tip income. Attach Form 4137 . . . . .	<b>5</b>	
<b>6</b>	Uncollected social security and Medicare tax on wages. Attach Form 8919 . . . . .	<b>6</b>	
<b>7</b>	Total additional social security and Medicare tax. Add lines 5 and 6 . . . . .	<b>7</b>	
<b>8</b>	Additional tax on IRAs or other tax-favored accounts. Attach Form 5329 if required. If not required, check here . . . . . <input type="checkbox"/>	<b>8</b>	
<b>9</b>	Household employment taxes. Attach Schedule H . . . . .	<b>9</b>	
<b>10</b>	Repayment of first-time homebuyer credit. Attach Form 5405 if required . . . . .	<b>10</b>	
<b>11</b>	Additional Medicare Tax. Attach Form 8959 . . . . .	<b>11</b>	1,977.
<b>12</b>	Net investment income tax. Attach Form 8960 . . . . .	<b>12</b>	
<b>13</b>	Uncollected social security and Medicare or RRTA tax on tips or group-term life insurance from Form W-2, box 12 . . . . .	<b>13</b>	
<b>14</b>	Interest on tax due on installment income from the sale of certain residential lots and timeshares . . . . .	<b>14</b>	
<b>15</b>	Interest on the deferred tax on gain from certain installment sales with a sales price over \$150,000 . . . . .	<b>15</b>	
<b>16</b>	Recapture of low-income housing credit. Attach Form 8611 . . . . .	<b>16</b>	

(continued on page 2)

**Part II Other Taxes** *(continued)*

<b>17</b>	Other additional taxes:		
<b>a</b>	Recapture of other credits. List type, form number, and amount: _____	<b>17a</b>	
<b>b</b>	Recapture of federal mortgage subsidy, if you sold your home see instructions . . . . .	<b>17b</b>	
<b>c</b>	Additional tax on HSA distributions. Attach Form 8889 . . . . .	<b>17c</b>	
<b>d</b>	Additional tax on an HSA because you didn't remain an eligible individual. Attach Form 8889 . . . . .	<b>17d</b>	
<b>e</b>	Additional tax on Archer MSA distributions. Attach Form 8853 . . . . .	<b>17e</b>	
<b>f</b>	Additional tax on Medicare Advantage MSA distributions. Attach Form 8853 . . . . .	<b>17f</b>	
<b>g</b>	Recapture of a charitable contribution deduction related to a fractional interest in tangible personal property . . . . .	<b>17g</b>	
<b>h</b>	Income you received from a nonqualified deferred compensation plan that fails to meet the requirements of section 409A . . . . .	<b>17h</b>	
<b>i</b>	Compensation you received from a nonqualified deferred compensation plan described in section 457A . . . . .	<b>17i</b>	
<b>j</b>	Section 72(m)(5) excess benefits tax . . . . .	<b>17j</b>	
<b>k</b>	Golden parachute payments . . . . .	<b>17k</b>	
<b>l</b>	Tax on accumulation distribution of trusts . . . . .	<b>17l</b>	
<b>m</b>	Excise tax on insider stock compensation from an expatriated corporation . . . . .	<b>17m</b>	
<b>n</b>	Look-back interest under section 167(g) or 460(b) from Form 8697 or 8866 . . . . .	<b>17n</b>	
<b>o</b>	Tax on non-effectively connected income for any part of the year you were a nonresident alien from Form 1040-NR . . . . .	<b>17o</b>	
<b>p</b>	Any interest from Form 8621, line 16f, relating to distributions from, and dispositions of, stock of a section 1291 fund . . . . .	<b>17p</b>	
<b>q</b>	Any interest from Form 8621, line 24 . . . . .	<b>17q</b>	
<b>z</b>	Any other taxes. List type and amount: _____	<b>17z</b>	
<b>18</b>	Total additional taxes. Add lines 17a through 17z . . . . .		<b>18</b>
<b>19</b>	Reserved for future use . . . . .		<b>19</b>
<b>20</b>	Section 965 net tax liability installment from Form 965-A . . . . .	<b>20</b>	
<b>21</b>	Add lines 4, 7 through 16, and 18. These are your <b>total other taxes</b> . Enter here and on Form 1040 or 1040-SR, line 23, or Form 1040-NR, line 23b . . . . .		<b>21</b>
			1,977.

**SCHEDULE C  
(Form 1040)**

**Profit or Loss From Business  
(Sole Proprietorship)**

OMB No. 1545-0074

**2023**

Department of the Treasury  
Internal Revenue Service

Attach to Form 1040, 1040-SR, 1040-SS, 1040-NR, or 1041; partnerships must generally file Form 1065.

Attachment  
Sequence No. **09**

Go to [www.irs.gov/ScheduleC](http://www.irs.gov/ScheduleC) for instructions and the latest information.

Name of proprietor SURESH K VURAY		Social security number (SSN) 419-53-8415
<b>A</b> Principal business or profession, including product or service (see instructions) SOFTWARE	<b>B</b> Enter code from instructions 5 1 9 2 0 0	
<b>C</b> Business name. If no separate business name, leave blank.	<b>D</b> Employer ID number (EIN) (see instr.)	
<b>E</b> Business address (including suite or room no.) 4540 ESSEN LANE City, town or post office, state, and ZIP code CUMMING, GA 30041		
<b>F</b> Accounting method: (1) <input checked="" type="checkbox"/> Cash (2) <input type="checkbox"/> Accrual (3) <input type="checkbox"/> Other (specify) _____		
<b>G</b> Did you "materially participate" in the operation of this business during 2023? If "No," see instructions for limit on losses . <input checked="" type="checkbox"/> Yes <input type="checkbox"/> No		
<b>H</b> If you started or acquired this business during 2023, check here . . . . . <input type="checkbox"/>		
<b>I</b> Did you make any payments in 2023 that would require you to file Form(s) 1099? See instructions . . . . . <input type="checkbox"/> Yes <input checked="" type="checkbox"/> No		
<b>J</b> If "Yes," did you or will you file required Form(s) 1099? . . . . . <input type="checkbox"/> Yes <input type="checkbox"/> No		

**Part I Income**

1 Gross receipts or sales. See instructions for line 1 and check the box if this income was reported to you on Form W-2 and the "Statutory employee" box on that form was checked . . . . . <input type="checkbox"/>	1	27,148.
2 Returns and allowances . . . . .	2	
3 Subtract line 2 from line 1 . . . . .	3	27,148.
4 Cost of goods sold (from line 42) . . . . .	4	
5 <b>Gross profit.</b> Subtract line 4 from line 3 . . . . .	5	27,148.
6 Other income, including federal and state gasoline or fuel tax credit or refund (see instructions) . . . . .	6	
7 <b>Gross income.</b> Add lines 5 and 6 . . . . .	7	27,148.

**Part II Expenses.** Enter expenses for business use of your home **only** on line 30.

8 Advertising . . . . .	8	18 Office expense (see instructions) . . . . .	18	45,329.
9 Car and truck expenses (see instructions) . . . . .	9	19 Pension and profit-sharing plans . . . . .	19	
10 Commissions and fees . . . . .	10	20 Rent or lease (see instructions):		
11 Contract labor (see instructions) . . . . .	11	a Vehicles, machinery, and equipment	20a	
12 Depletion . . . . .	12	b Other business property . . . . .	20b	
13 Depreciation and section 179 expense deduction (not included in Part III) (see instructions) . . . . .	13	21 Repairs and maintenance . . . . .	21	
14 Employee benefit programs (other than on line 19) . . . . .	14	22 Supplies (not included in Part III) . . . . .	22	
15 Insurance (other than health) . . . . .	15	23 Taxes and licenses . . . . .	23	
16 Interest (see instructions):		24 Travel and meals:		
a Mortgage (paid to banks, etc.)	16a	a Travel . . . . .	24a	2,185.
b Other . . . . .	16b	b Deductible meals (see instructions)	24b	1,045.
17 Legal and professional services	17	25 Utilities . . . . .	25	5,640.
28 <b>Total expenses</b> before expenses for business use of home. Add lines 8 through 27b . . . . .	28	26 Wages (less employment credits)	26	
29 Tentative profit or (loss). Subtract line 28 from line 7 . . . . .	29	27a Other expenses (from line 48) . . . . .	27a	4,387.
30 Expenses for business use of your home. Do not report these expenses elsewhere. Attach Form 8829 unless using the simplified method. See instructions. <b>Simplified method filers only:</b> Enter the total square footage of (a) your home: _____ and (b) the part of your home used for business: _____. Use the Simplified Method Worksheet in the instructions to figure the amount to enter on line 30 . . . . .	30	b Energy efficient commercial bldgs deduction (attach Form 7205) . . . . .	27b	
31 <b>Net profit or (loss).</b> Subtract line 30 from line 29. • If a profit, enter on both <b>Schedule 1 (Form 1040), line 3</b> , and on <b>Schedule SE, line 2</b> . (If you checked the box on line 1, see instructions.) Estates and trusts, enter on <b>Form 1041, line 3</b> . • If a loss, you <b>must</b> go to line 32.	31			-31,438.
32 If you have a loss, check the box that describes your investment in this activity. See instructions. • If you checked 32a, enter the loss on both <b>Schedule 1 (Form 1040), line 3</b> , and on <b>Schedule SE, line 2</b> . (If you checked the box on line 1, see the line 31 instructions.) Estates and trusts, enter on <b>Form 1041, line 3</b> . • If you checked 32b, you <b>must</b> attach <b>Form 6198</b> . Your loss may be limited.				

32a  All investment is at risk.  
32b  Some investment is not at risk.



**Part III Cost of Goods Sold** (see instructions)

**33** Method(s) used to value closing inventory:    **a**  Cost    **b**  Lower of cost or market    **c**  Other (attach explanation)

**34** Was there any change in determining quantities, costs, or valuations between opening and closing inventory?     Yes     No  
 If "Yes," attach explanation . . . . .

<b>35</b> Inventory at beginning of year. If different from last year's closing inventory, attach explanation . . . . .	<b>35</b>	
<b>36</b> Purchases less cost of items withdrawn for personal use . . . . .	<b>36</b>	
<b>37</b> Cost of labor. Do not include any amounts paid to yourself . . . . .	<b>37</b>	
<b>38</b> Materials and supplies . . . . .	<b>38</b>	
<b>39</b> Other costs. . . . .	<b>39</b>	
<b>40</b> Add lines 35 through 39 . . . . .	<b>40</b>	
<b>41</b> Inventory at end of year . . . . .	<b>41</b>	
<b>42</b> <b>Cost of goods sold.</b> Subtract line 41 from line 40. Enter the result here and on line 4 . . . . .	<b>42</b>	

**Part IV Information on Your Vehicle.** Complete this part **only** if you are claiming car or truck expenses on line 9 and are not required to file Form 4562 for this business. See the instructions for line 13 to find out if you must file Form 4562.

**43** When did you place your vehicle in service for business purposes? (month/day/year) \_\_\_\_\_

**44** Of the total number of miles you drove your vehicle during 2023, enter the number of miles you used your vehicle for:  
**a** Business \_\_\_\_\_    **b** Commuting (see instructions) \_\_\_\_\_    **c** Other \_\_\_\_\_

**45** Was your vehicle available for personal use during off-duty hours? . . . . .  Yes     No

**46** Do you (or your spouse) have another vehicle available for personal use?. . . . .  Yes     No

**47a** Do you have evidence to support your deduction? . . . . .  Yes     No

**b** If "Yes," is the evidence written? . . . . .  Yes     No

**Part V Other Expenses.** List below business expenses not included on lines 8–26, line 27b, or line 30.

DONATIONS TO TEMPLE	3,372.
GIFTS	1,000.
BANK CHARGES	15.
<b>48 Total other expenses.</b> Enter here and on line 27a . . . . .	<b>48</b> 4,387.

**SCHEDULE D  
(Form 1040)**

**Capital Gains and Losses**

OMB No. 1545-0074

**2023**

Department of the Treasury  
Internal Revenue Service

Attach to Form 1040, 1040-SR, or 1040-NR.  
Use Form 8949 to list your transactions for lines 1b, 2, 3, 8b, 9, and 10.  
Go to [www.irs.gov/ScheduleD](http://www.irs.gov/ScheduleD) for instructions and the latest information.

Attachment  
Sequence No. **12**

Name(s) shown on return: **SURESH K & SWATHIKAMALA VURAY**  
Your social security number: **419-53-8415**

Did you dispose of any investment(s) in a qualified opportunity fund during the tax year?  Yes  No  
If "Yes," attach Form 8949 and see its instructions for additional requirements for reporting your gain or loss.

**Part I Short-Term Capital Gains and Losses—Generally Assets Held One Year or Less** (see instructions)

See instructions for how to figure the amounts to enter on the lines below. This form may be easier to complete if you round off cents to whole dollars.	(d) Proceeds (sales price)	(e) Cost (or other basis)	(g) Adjustments to gain or loss from Form(s) 8949, Part I, line 2, column (g)	(h) Gain or (loss) Subtract column (e) from column (d) and combine the result with column (g)
<b>1a</b> Totals for all short-term transactions reported on Form 1099-B for which basis was reported to the IRS and for which you have no adjustments (see instructions). However, if you choose to report all these transactions on Form 8949, leave this line blank and go to line 1b .				
<b>1b</b> Totals for all transactions reported on Form(s) 8949 with <b>Box A</b> checked . . . . .	147,044.	158,284.		-11,240.
<b>2</b> Totals for all transactions reported on Form(s) 8949 with <b>Box B</b> checked . . . . .				
<b>3</b> Totals for all transactions reported on Form(s) 8949 with <b>Box C</b> checked . . . . .				
<b>4</b> Short-term gain from Form 6252 and short-term gain or (loss) from Forms 4684, 6781, and 8824 . . . . .				<b>4</b>
<b>5</b> Net short-term gain or (loss) from partnerships, S corporations, estates, and trusts from Schedule(s) K-1 . . . . .				<b>5</b>
<b>6</b> Short-term capital loss carryover. Enter the amount, if any, from line 8 of your <b>Capital Loss Carryover Worksheet</b> in the instructions . . . . .				<b>6</b> ( )
<b>7</b> <b>Net short-term capital gain or (loss).</b> Combine lines 1a through 6 in column (h). If you have any long-term capital gains or losses, go to Part II below. Otherwise, go to Part III on the back . . . . .				<b>7</b> -11,240.

**Part II Long-Term Capital Gains and Losses—Generally Assets Held More Than One Year** (see instructions)

See instructions for how to figure the amounts to enter on the lines below. This form may be easier to complete if you round off cents to whole dollars.	(d) Proceeds (sales price)	(e) Cost (or other basis)	(g) Adjustments to gain or loss from Form(s) 8949, Part II, line 2, column (g)	(h) Gain or (loss) Subtract column (e) from column (d) and combine the result with column (g)
<b>8a</b> Totals for all long-term transactions reported on Form 1099-B for which basis was reported to the IRS and for which you have no adjustments (see instructions). However, if you choose to report all these transactions on Form 8949, leave this line blank and go to line 8b .				
<b>8b</b> Totals for all transactions reported on Form(s) 8949 with <b>Box D</b> checked . . . . .				
<b>9</b> Totals for all transactions reported on Form(s) 8949 with <b>Box E</b> checked . . . . .				
<b>10</b> Totals for all transactions reported on Form(s) 8949 with <b>Box F</b> checked . . . . .				
<b>11</b> Gain from Form 4797, Part I; long-term gain from Forms 2439 and 6252; and long-term gain or (loss) from Forms 4684, 6781, and 8824 . . . . .				<b>11</b>
<b>12</b> Net long-term gain or (loss) from partnerships, S corporations, estates, and trusts from Schedule(s) K-1 . . . . .				<b>12</b>
<b>13</b> Capital gain distributions. See the instructions . . . . .				<b>13</b>
<b>14</b> Long-term capital loss carryover. Enter the amount, if any, from line 13 of your <b>Capital Loss Carryover Worksheet</b> in the instructions . . . . .				<b>14</b> ( )
<b>15</b> <b>Net long-term capital gain or (loss).</b> Combine lines 8a through 14 in column (h). Then, go to Part III on the back . . . . .				<b>15</b>

For Paperwork Reduction Act Notice, see your tax return instructions.

**Part III Summary**

<p><b>16</b> Combine lines 7 and 15 and enter the result . . . . .</p> <ul style="list-style-type: none"> <li>• If line 16 is a <b>gain</b>, enter the amount from line 16 on Form 1040, 1040-SR, or 1040-NR, line 7. Then, go to line 17 below.</li> <li>• If line 16 is a <b>loss</b>, skip lines 17 through 20 below. Then, go to line 21. Also be sure to complete line 22.</li> <li>• If line 16 is <b>zero</b>, skip lines 17 through 21 below and enter -0- on Form 1040, 1040-SR, or 1040-NR, line 7. Then, go to line 22.</li> </ul>	<b>16</b>	-11,240.
<p><b>17</b> Are lines 15 and 16 <b>both</b> gains?  <input type="checkbox"/> <b>Yes.</b> Go to line 18.  <input type="checkbox"/> <b>No.</b> Skip lines 18 through 21, and go to line 22.</p>		
<p><b>18</b> If you are required to complete the <b>28% Rate Gain Worksheet</b> (see instructions), enter the amount, if any, from line 7 of that worksheet . . . . .</p>	<b>18</b>	
<p><b>19</b> If you are required to complete the <b>Unrecaptured Section 1250 Gain Worksheet</b> (see instructions), enter the amount, if any, from line 18 of that worksheet . . . . .</p>	<b>19</b>	
<p><b>20</b> Are lines 18 and 19 both zero or blank and you are not filing Form 4952?  <input type="checkbox"/> <b>Yes.</b> Complete the <b>Qualified Dividends and Capital Gain Tax Worksheet</b> in the instructions for Form 1040, line 16. <b>Don't</b> complete lines 21 and 22 below.   <input type="checkbox"/> <b>No.</b> Complete the <b>Schedule D Tax Worksheet</b> in the instructions. <b>Don't</b> complete lines 21 and 22 below.</p>		
<p><b>21</b> If line 16 is a loss, enter here and on Form 1040, 1040-SR, or 1040-NR, line 7, the <b>smaller</b> of:</p> <ul style="list-style-type: none"> <li>• The loss on line 16; or</li> <li>• (\$3,000), or if married filing separately, (\$1,500) } . . . . .</li> </ul> <p><b>Note:</b> When figuring which amount is smaller, treat both amounts as positive numbers.</p>	<b>21</b>	( 3,000. )
<p><b>22</b> Do you have qualified dividends on Form 1040, 1040-SR, or 1040-NR, line 3a?   <input checked="" type="checkbox"/> <b>Yes.</b> Complete the <b>Qualified Dividends and Capital Gain Tax Worksheet</b> in the instructions for Form 1040, line 16.   <input type="checkbox"/> <b>No.</b> Complete the rest of Form 1040, 1040-SR, or 1040-NR.</p>		

### Sales and Other Dispositions of Capital Assets

Department of the Treasury  
Internal Revenue Service

File with your Schedule D to list your transactions for lines 1b, 2, 3, 8b, 9, and 10 of Schedule D.

Go to [www.irs.gov/Form8949](http://www.irs.gov/Form8949) for instructions and the latest information.

Name(s) shown on return

Social security number or taxpayer identification number

SURESH K & SWATHIKAMALA VURAY

419-53-8415

Before you check Box A, B, or C below, see whether you received any Form(s) 1099-B or substitute statement(s) from your broker. A substitute statement will have the same information as Form 1099-B. Either will show whether your basis (usually your cost) was reported to the IRS by your broker and may even tell you which box to check.

**Part I Short-Term.** Transactions involving capital assets you held 1 year or less are generally short-term (see instructions). For long-term transactions, see page 2.

**Note:** You may aggregate all short-term transactions reported on Form(s) 1099-B showing basis was reported to the IRS and for which no adjustments or codes are required. Enter the totals directly on Schedule D, line 1a; you aren't required to report these transactions on Form 8949 (see instructions).

You must check Box A, B, or C below. Check only one box. If more than one box applies for your short-term transactions, complete a separate Form 8949, page 1, for each applicable box. If you have more short-term transactions than will fit on this page for one or more of the boxes, complete as many forms with the same box checked as you need.

- (A)** Short-term transactions reported on Form(s) 1099-B showing basis was reported to the IRS (see **Note** above)
- (B)** Short-term transactions reported on Form(s) 1099-B showing basis **wasn't** reported to the IRS
- (C)** Short-term transactions not reported to you on Form 1099-B

1	(a) Description of property (Example: 100 sh. XYZ Co.)	(b) Date acquired (Mo., day, yr.)	(c) Date sold or disposed of (Mo., day, yr.)	(d) Proceeds (sales price) (see instructions)	(e) Cost or other basis See the <b>Note</b> below and see <i>Column (e)</i> in the separate instructions.	Adjustment, if any, to gain or loss If you enter an amount in column (g), enter a code in column (f). <b>See the separate instructions.</b>		(h) <b>Gain or (loss)</b> Subtract column (e) from column (d) and combine the result with column (g).
						(f) Code(s) from instructions	(g) Amount of adjustment	
	ROBIHOOD SECURITIES LLC	01/01/23	12/31/23	14,272.	16,846.			-2,574.
	CHARLES SCHWAB & CO, INC.	01/01/23	12/31/23	132,772.	141,438.			-8,666.
<b>2 Totals.</b> Add the amounts in columns (d), (e), (g), and (h) (subtract negative amounts). Enter each total here and include on your Schedule D, <b>line 1b</b> (if <b>Box A</b> above is checked), <b>line 2</b> (if <b>Box B</b> above is checked), or <b>line 3</b> (if <b>Box C</b> above is checked).				147,044.	158,284.			-11,240.

**Note:** If you checked Box A above but the basis reported to the IRS was incorrect, enter in column (e) the basis as reported to the IRS, and enter an adjustment in column (g) to correct the basis. See *Column (g)* in the separate instructions for how to figure the amount of the adjustment.

**SCHEDULE 8812  
(Form 1040)**

**Credits for Qualifying Children  
and Other Dependents**

OMB No. 1545-0074

**2023**

Department of the Treasury  
Internal Revenue Service

Attach to Form 1040, 1040-SR, or 1040-NR.

Attachment  
Sequence No. **47**

Go to [www.irs.gov/Schedule8812](http://www.irs.gov/Schedule8812) for instructions and the latest information.

Name(s) shown on return

Your social security number

SURESH K & SWATHIKAMALA VURAY

419-53-8415

**Part I Child Tax Credit and Credit for Other Dependents**

<b>1</b>	Enter the amount from line 11 of your Form 1040, 1040-SR, or 1040-NR . . . . .	<b>1</b>	403,715.
<b>2a</b>	Enter income from Puerto Rico that you excluded . . . . .	<b>2a</b>	
<b>b</b>	Enter the amounts from lines 45 and 50 of your Form 2555 . . . . .	<b>2b</b>	0.
<b>c</b>	Enter the amount from line 15 of your Form 4563 . . . . .	<b>2c</b>	
<b>d</b>	Add lines 2a through 2c . . . . .	<b>2d</b>	0.
<b>3</b>	Add lines 1 and 2d . . . . .	<b>3</b>	403,715.
<b>4</b>	Number of qualifying children under age 17 with the required social security number . . . . .	<b>4</b>	2
<b>5</b>	Multiply line 4 by \$2,000 . . . . .	<b>5</b>	4,000.
<b>6</b>	Number of other dependents, including any qualifying children who are not under age 17 or who do not have the required social security number . . . . .	<b>6</b>	0
<b>Caution:</b> Do not include yourself, your spouse, or anyone who is not a U.S. citizen, U.S. national, or U.S. resident alien. Also, do not include anyone you included on line 4.			
<b>7</b>	Multiply line 6 by \$500 . . . . .	<b>7</b>	
<b>8</b>	Add lines 5 and 7 . . . . .	<b>8</b>	4,000.
<b>9</b>	Enter the amount shown below for your filing status. <ul style="list-style-type: none"> <li>• Married filing jointly—\$400,000</li> <li>• All other filing statuses—\$200,000</li> </ul>	<b>9</b>	400,000.
<b>10</b>	Subtract line 9 from line 3. <ul style="list-style-type: none"> <li>• If zero or less, enter -0-.</li> <li>• If more than zero and not a multiple of \$1,000, enter the next multiple of \$1,000. For example, if the result is \$425, enter \$1,000; if the result is \$1,025, enter \$2,000, etc.</li> </ul>	<b>10</b>	4,000.
<b>11</b>	Multiply line 10 by 5% (0.05) . . . . .	<b>11</b>	200.
<b>12</b>	Is the amount on line 8 more than the amount on line 11? . . . . .	<b>12</b>	3,800.
<input type="checkbox"/> <b>No. STOP.</b> You cannot take the child tax credit, credit for other dependents, or additional child tax credit. Skip Parts II-A and II-B. Enter -0- on lines 14 and 27. <input checked="" type="checkbox"/> <b>Yes.</b> Subtract line 11 from line 8. Enter the result.			
<b>13</b>	Enter the amount from <b>Credit Limit Worksheet A</b> . . . . .	<b>13</b>	77,966.
<b>14</b>	Enter the smaller of line 12 or line 13. <b>This is your child tax credit and credit for other dependents</b> . . . . .	<b>14</b>	3,800.

**Enter this amount on Form 1040, 1040-SR, or 1040-NR, line 19.**

If the amount on line 12 is more than the amount on line 14, you may be able to take the **additional child tax credit** on Form 1040, 1040-SR, or 1040-NR, line 28. Complete your Form 1040, 1040-SR, or 1040-NR through line 27 (also complete Schedule 3, line 11) before completing Part II-A.

**Part II-A Additional Child Tax Credit for All Filers**

**Caution:** If you file Form 2555, you cannot claim the additional child tax credit.

<b>15</b>	Check this box if you <b>do not</b> want to claim the additional child tax credit. Skip Parts II-A and II-B. Enter -0- on line 27 . . . . . <input type="checkbox"/>		
<b>16a</b>	Subtract line 14 from line 12. If zero, <b>stop here</b> ; you cannot take the additional child tax credit. Skip Parts II-A and II-B. Enter -0- on line 27 . . . . .	<b>16a</b>	0.
<b>b</b>	Number of qualifying children under 17 with the required social security number: _____ x \$1,600. Enter the result. If zero, <b>stop here</b> ; you cannot claim the additional child tax credit. Skip Parts II-A and II-B. Enter -0- on line 27 . . . . .	<b>16b</b>	
<b>TIP:</b> The number of children you use for this line is the same as the number of children you used for line 4.			
<b>17</b>	Enter the <b>smaller</b> of line 16a or line 16b . . . . .	<b>17</b>	
<b>18a</b>	Earned income (see instructions) . . . . .	<b>18a</b>	
<b>b</b>	Nontaxable combat pay (see instructions) . . . . .	<b>18b</b>	
<b>19</b>	Is the amount on line 18a more than \$2,500? <input type="checkbox"/> <b>No.</b> Leave line 19 blank and enter -0- on line 20. <input type="checkbox"/> <b>Yes.</b> Subtract \$2,500 from the amount on line 18a. Enter the result . . . . .	<b>19</b>	
<b>20</b>	Multiply the amount on line 19 by 15% (0.15) and enter the result . . . . . <b>Next.</b> On line 16b, is the amount \$4,800 or more? <input type="checkbox"/> <b>No.</b> If you are a bona fide resident of Puerto Rico, go to line 21. Otherwise, skip Part II-B and enter the <b>smaller</b> of line 17 or line 20 on line 27. <input type="checkbox"/> <b>Yes.</b> If line 20 is equal to or more than line 17, skip Part II-B and enter the amount from line 17 on line 27. Otherwise, go to line 21.	<b>20</b>	

**Part II-B Certain Filers Who Have Three or More Qualifying Children and Bona Fide Residents of Puerto Rico**

<b>21</b>	Withheld social security, Medicare, and Additional Medicare taxes from Form(s) W-2, boxes 4 and 6. If married filing jointly, include your spouse's amounts with yours. If your employer withheld or you paid Additional Medicare Tax or tier 1 RRTA taxes, or if you are a bona fide resident of Puerto Rico, see instructions. . . . .	<b>21</b>	
<b>22</b>	Enter the total of the amounts from Schedule 1 (Form 1040), line 15; Schedule 2 (Form 1040), line 5; Schedule 2 (Form 1040), line 6; and Schedule 2 (Form 1040), line 13 . . . . .	<b>22</b>	
<b>23</b>	Add lines 21 and 22 . . . . .	<b>23</b>	
<b>24</b>	<b>1040 and 1040-SR filers:</b> Enter the total of the amounts from Form 1040 or 1040-SR, line 27, and Schedule 3 (Form 1040), line 11. } <b>1040-NR filers:</b> Enter the amount from Schedule 3 (Form 1040), line 11. }	<b>24</b>	
<b>25</b>	Subtract line 24 from line 23. If zero or less, enter -0- . . . . .	<b>25</b>	
<b>26</b>	Enter the <b>larger</b> of line 20 or line 25 . . . . . <b>Next,</b> enter the <b>smaller</b> of line 17 or line 26 on line 27.	<b>26</b>	

**Part II-C Additional Child Tax Credit**

<b>27</b>	This is your additional child tax credit. Enter this amount on Form 1040, 1040-SR, or 1040-NR, line 28 . . . . .	<b>27</b>	
-----------	--	-----------	--

**Paid Preparer's Due Diligence Checklist**  
*Earned Income Credit (EIC), American Opportunity Tax Credit (AOTC),  
Child Tax Credit (CTC) (including the Additional Child Tax Credit (ACTC) and  
Credit for Other Dependents (ODC)), and Head of Household (HOH) Filing Status*  
**To be completed by preparer and filed with Form 1040, 1040-SR, 1040-NR, 1040-PR, or 1040-SS.**  
**Go to [www.irs.gov/Form8867](http://www.irs.gov/Form8867) for instructions and the latest information.**

Taxpayer name(s) shown on return SURESH K & SWATHIKAMALA VURAY	Taxpayer identification number 419-53-8415
Preparer's name VENKATA SAI PAVAN KUMAR DUDIPALLI	Preparer tax identification number P02470833

**Part I Due Diligence Requirements**

Please check the appropriate box for the credit(s) and/or HOH filing status claimed on the return and complete the related Parts I-V for the benefit(s) claimed (check all that apply).  EIC  CTC/ACTC/ODC  AOTC  HOH

	Yes	No	N/A
<b>1</b> Did you complete the return based on information for the applicable tax year provided by the taxpayer or reasonably obtained by you? . . . . .	<input checked="" type="checkbox"/>	<input type="checkbox"/>	
<b>2</b> If credits are claimed on the return, did you complete the applicable EIC and/or CTC/ACTC/ODC worksheets found in the Form 1040, 1040-SR, 1040-NR, 1040-PR, 1040-SS, or Schedule 8812 (Form 1040) instructions, and/or the AOTC worksheet found in the Form 8863 instructions, or your own worksheet(s) that provides the same information, and all related forms and schedules for each credit claimed? . . . . .	<input checked="" type="checkbox"/>	<input type="checkbox"/>	<input type="checkbox"/>
<b>3</b> Did you satisfy the knowledge requirement? To meet the knowledge requirement, you must do both of the following. • Interview the taxpayer, ask questions, and contemporaneously document the taxpayer's responses to determine that the taxpayer is eligible to claim the credit(s) and/or HOH filing status. • Review information to determine that the taxpayer is eligible to claim the credit(s) and/or HOH filing status and to figure the amount(s) of any credit(s) . . . . .	<input checked="" type="checkbox"/>	<input type="checkbox"/>	
<b>4</b> Did any information provided by the taxpayer or a third party for use in preparing the return, or information reasonably known to you, appear to be incorrect, incomplete, or inconsistent? (If "Yes," answer questions 4a and 4b. If "No," go to question 5.) . . . . .	<input type="checkbox"/>	<input checked="" type="checkbox"/>	
<b>a</b> Did you make reasonable inquiries to determine the correct, complete, and consistent information? . . . . .	<input type="checkbox"/>	<input type="checkbox"/>	
<b>b</b> Did you contemporaneously document your inquiries? (Documentation should include the questions you asked, whom you asked, when you asked, the information that was provided, and the impact the information had on your preparation of the return.) . . . . .	<input type="checkbox"/>	<input type="checkbox"/>	
<b>5</b> Did you satisfy the record retention requirement? To meet the record retention requirement, you must keep a copy of your documentation referenced in question 4b, a copy of this Form 8867, a copy of any applicable worksheet(s), a record of how, when, and from whom the information used to prepare Form 8867 and any applicable worksheet(s) was obtained, and a copy of any document(s) provided by the taxpayer that you relied on to determine eligibility for the credit(s) and/or HOH filing status or to figure the amount(s) of the credit(s) . . . . . List those documents provided by the taxpayer, if any, that you relied on: _____ _____ _____	<input checked="" type="checkbox"/>	<input type="checkbox"/>	
<b>6</b> Did you ask the taxpayer whether he/she could provide documentation to substantiate eligibility for the credit(s) and/or HOH filing status and the amount(s) of any credit(s) claimed on the return if his/her return is selected for audit? . . . . .	<input checked="" type="checkbox"/>	<input type="checkbox"/>	
<b>7</b> Did you ask the taxpayer if any of these credits were disallowed or reduced in a previous year? . . . . . <b>(If credits were disallowed or reduced, go to question 7a; if not, go to question 8.)</b>	<input checked="" type="checkbox"/>	<input type="checkbox"/>	<input type="checkbox"/>
<b>a</b> Did you complete the required recertification Form 8862? . . . . .	<input type="checkbox"/>	<input type="checkbox"/>	<input type="checkbox"/>
<b>8</b> If the taxpayer is reporting self-employment income, did you ask questions to prepare a complete and correct Schedule C (Form 1040)? . . . . .	<input checked="" type="checkbox"/>	<input type="checkbox"/>	<input type="checkbox"/>

**Part II Due Diligence Questions for Returns Claiming EIC** (If the return does not claim EIC, go to Part III.)

	Yes	No	N/A
<b>9a</b> Have you determined that the taxpayer is eligible to claim the EIC for the number of qualifying children claimed, or is eligible to claim the EIC without a qualifying child? <b>(If the taxpayer is claiming the EIC and does not have a qualifying child, go to question 10.)</b> . . . . .	<input type="checkbox"/>	<input type="checkbox"/>	
<b>b</b> Did you ask the taxpayer if the child lived with the taxpayer for over half of the year, even if the taxpayer has supported the child the entire year? . . . . .	<input type="checkbox"/>	<input type="checkbox"/>	
<b>c</b> Did you explain to the taxpayer the rules about claiming the EIC when a child is the qualifying child of more than one person (tiebreaker rules)? . . . . .	<input type="checkbox"/>	<input type="checkbox"/>	<input type="checkbox"/>

**Part III Due Diligence Questions for Returns Claiming CTC/ACTC/ODC** (If the return does not claim CTC, ACTC, or ODC, go to Part IV.)

	Yes	No	N/A
<b>10</b> Have you determined that each qualifying person for the CTC/ACTC/ODC is the taxpayer's dependent who is a citizen, national, or resident of the United States? . . . . .	<input checked="" type="checkbox"/>	<input type="checkbox"/>	
<b>11</b> Did you explain to the taxpayer that he/she may not claim the CTC/ACTC if the child has not lived with the taxpayer for over half of the year, even if the taxpayer has supported the child, unless the child's custodial parent has released a claim to exemption for the child? . . . . .	<input checked="" type="checkbox"/>	<input type="checkbox"/>	<input type="checkbox"/>
<b>12</b> Did you explain to the taxpayer the rules about claiming the CTC/ACTC/ODC for a child of divorced or separated parents (or parents who live apart), including any requirement to attach a Form 8332 or similar statement to the return? . . . . .	<input checked="" type="checkbox"/>	<input type="checkbox"/>	<input type="checkbox"/>

**Part IV Due Diligence Questions for Returns Claiming AOTC** (If the return does not claim AOTC, go to Part V.)

	Yes	No
<b>13</b> Did the taxpayer provide substantiation for the credit, such as a Form 1098-T and/or receipts for the qualified tuition and related expenses for the claimed AOTC? . . . . .	<input type="checkbox"/>	<input type="checkbox"/>

**Part V Due Diligence Questions for Claiming HOH** (If the return does not claim HOH filing status, go to Part VI.)

	Yes	No
<b>14</b> Have you determined that the taxpayer was unmarried or considered unmarried on the last day of the tax year and provided more than half of the cost of keeping up a home for the year for a qualifying person? . . . . .	<input type="checkbox"/>	<input type="checkbox"/>

**Part VI Eligibility Certification**

**You will have complied with all due diligence requirements for claiming the applicable credit(s) and/or HOH filing status on the return of the taxpayer identified above if you:**

- A. Interview the taxpayer, ask adequate questions, contemporaneously document the taxpayer's responses on the return or in your notes, review adequate information to determine if the taxpayer is eligible to claim the credit(s) and/or HOH filing status and to figure the amount(s) of the credit(s);
- B. Complete this Form 8867 truthfully and accurately and complete the actions described in this checklist for any applicable credit(s) claimed and HOH filing status, if claimed;
- C. Submit Form 8867 in the manner required; **and**
- D. Keep all five of the following records for 3 years from the latest of the dates specified in the Form 8867 instructions under *Document Retention*.
  - 1. A copy of this Form 8867.
  - 2. The applicable worksheet(s) or your own worksheet(s) for any credit(s) claimed.
  - 3. Copies of any documents provided by the taxpayer on which you relied to determine the taxpayer's eligibility for the credit(s) and/or HOH filing status and to figure the amount(s) of the credit(s).
  - 4. A record of how, when, and from whom the information used to prepare this form and the applicable worksheet(s) was obtained.
  - 5. A record of any additional information you relied upon, including questions you asked and the taxpayer's responses, to determine the taxpayer's eligibility for the credit(s) and/or HOH filing status and to figure the amount(s) of the credit(s).

**If you have not complied with all due diligence requirements, you may have to pay a penalty for each failure to comply related to a claim of an applicable credit or HOH filing status (see instructions for more information).**

	Yes	No
<b>15</b> Do you certify that all of the answers on this Form 8867 are, to the best of your knowledge, true, correct, and complete? . . . . .	<input checked="" type="checkbox"/>	<input type="checkbox"/>



**Additional Medicare Tax**  
 If any line does not apply to you, leave it blank. See separate instructions.  
 Attach to Form 1040, 1040-SR, 1040-NR, or 1040-SS.  
 Go to [www.irs.gov/Form8959](http://www.irs.gov/Form8959) for instructions and the latest information.

Name(s) shown on return: **SURESH K & SWATHIKAMALA VURAY** Your social security number: **419-53-8415**

<b>Part I Additional Medicare Tax on Medicare Wages</b>			
<b>1</b>	Medicare wages and tips from Form W-2, box 5. If you have more than one Form W-2, enter the total of the amounts from box 5 . . . . .	<b>1</b>	469,679.
<b>2</b>	Unreported tips from Form 4137, line 6 . . . . .	<b>2</b>	
<b>3</b>	Wages from Form 8919, line 6 . . . . .	<b>3</b>	
<b>4</b>	Add lines 1 through 3 . . . . .	<b>4</b>	469,679.
<b>5</b>	Enter the following amount for your filing status: Married filing jointly . . . . . \$250,000 Married filing separately . . . . . \$125,000 Single, Head of household, or Qualifying surviving spouse . . . \$200,000	<b>5</b>	250,000.
<b>6</b>	Subtract line 5 from line 4. If zero or less, enter -0- . . . . .	<b>6</b>	219,679.
<b>7</b>	Additional Medicare Tax on Medicare wages. Multiply line 6 by 0.9% (0.009). Enter here and go to Part II . . . . .	<b>7</b>	1,977.

<b>Part II Additional Medicare Tax on Self-Employment Income</b>			
<b>8</b>	Self-employment income from Schedule SE (Form 1040), Part I, line 6. If you had a loss, enter -0- . . . . .	<b>8</b>	
<b>9</b>	Enter the following amount for your filing status: Married filing jointly . . . . . \$250,000 Married filing separately . . . . . \$125,000 Single, Head of household, or Qualifying surviving spouse . . . \$200,000	<b>9</b>	
<b>10</b>	Enter the amount from line 4 . . . . .	<b>10</b>	
<b>11</b>	Subtract line 10 from line 9. If zero or less, enter -0- . . . . .	<b>11</b>	
<b>12</b>	Subtract line 11 from line 8. If zero or less, enter -0- . . . . .	<b>12</b>	
<b>13</b>	Additional Medicare Tax on self-employment income. Multiply line 12 by 0.9% (0.009). Enter here and go to Part III . . . . .	<b>13</b>	

<b>Part III Additional Medicare Tax on Railroad Retirement Tax Act (RRTA) Compensation</b>			
<b>14</b>	Railroad retirement (RRTA) compensation and tips from Form(s) W-2, box 14 (see instructions) . . . . .	<b>14</b>	
<b>15</b>	Enter the following amount for your filing status: Married filing jointly . . . . . \$250,000 Married filing separately . . . . . \$125,000 Single, Head of household, or Qualifying surviving spouse . . . \$200,000	<b>15</b>	
<b>16</b>	Subtract line 15 from line 14. If zero or less, enter -0- . . . . .	<b>16</b>	
<b>17</b>	Additional Medicare Tax on railroad retirement (RRTA) compensation. Multiply line 16 by 0.9% (0.009). Enter here and go to Part IV . . . . .	<b>17</b>	

<b>Part IV Total Additional Medicare Tax</b>			
<b>18</b>	Add lines 7, 13, and 17. Also include this amount on Schedule 2 (Form 1040), line 11 (Form 1040-SS filers, see instructions), and go to Part V . . . . .	<b>18</b>	1,977.

<b>Part V Withholding Reconciliation</b>			
<b>19</b>	Medicare tax withheld from Form W-2, box 6. If you have more than one Form W-2, enter the total of the amounts from box 6 . . . . .	<b>19</b>	8,313.
<b>20</b>	Enter the amount from line 1 . . . . .	<b>20</b>	469,679.
<b>21</b>	Multiply line 20 by 1.45% (0.0145). This is your regular Medicare tax withholding on Medicare wages . . . . .	<b>21</b>	6,810.
<b>22</b>	Subtract line 21 from line 19. If zero or less, enter -0-. This is your Additional Medicare Tax withholding on Medicare wages . . . . .	<b>22</b>	1,503.
<b>23</b>	Additional Medicare Tax withholding on railroad retirement (RRTA) compensation from Form W-2, box 14 (see instructions) . . . . .	<b>23</b>	
<b>24</b>	<b>Total Additional Medicare Tax withholding.</b> Add lines 22 and 23. Also include this amount with federal income tax withholding on Form 1040, 1040-SR, or 1040-NR, line 25c (Form 1040-SS filers, see instructions) . . . . .	<b>24</b>	1,503.

**Net Investment Income Tax—  
 Individuals, Estates, and Trusts**

Attach to your tax return.  
 Go to [www.irs.gov/Form8960](http://www.irs.gov/Form8960) for instructions and the latest information.

Name(s) shown on your tax return: **SURESH K & SWATHIKAMALA VURAY**  
 Your social security number or EIN: **419-53-8415**

**Part I Investment Income**  Section 6013(g) election (see instructions)  
 Section 6013(h) election (see instructions)  
 Regulations section 1.1411-10(g) election (see instructions)

<b>1</b>	Taxable interest (see instructions)		<b>1</b>	1,469.
<b>2</b>	Ordinary dividends (see instructions)		<b>2</b>	138.
<b>3</b>	Annuities (see instructions)		<b>3</b>	
<b>4a</b>	Rental real estate, royalties, partnerships, S corporations, trusts, trades or businesses, etc. (see instructions)	<b>4a</b> -31,438.		
<b>b</b>	Adjustment for net income or loss derived in the ordinary course of a non-section 1411 trade or business (see instructions)	<b>4b</b> 31,438.		
<b>c</b>	Combine lines 4a and 4b		<b>4c</b>	0.
<b>5a</b>	Net gain or loss from disposition of property (see instructions)	<b>5a</b> -3,000.		
<b>b</b>	Net gain or loss from disposition of property that is not subject to net investment income tax (see instructions)	<b>5b</b>		
<b>c</b>	Adjustment from disposition of partnership interest or S corporation stock (see instructions)	<b>5c</b>		
<b>d</b>	Combine lines 5a through 5c		<b>5d</b>	-3,000.
<b>6</b>	Adjustments to investment income for certain CFCs and PFICs (see instructions)		<b>6</b>	
<b>7</b>	Other modifications to investment income (see instructions)		<b>7</b>	
<b>8</b>	Total investment income. Combine lines 1, 2, 3, 4c, 5d, 6, and 7		<b>8</b>	-1,393.

**Part II Investment Expenses Allocable to Investment Income and Modifications**

<b>9a</b>	Investment interest expenses (see instructions)	<b>9a</b>		
<b>b</b>	State, local, and foreign income tax (see instructions)	<b>9b</b>		
<b>c</b>	Miscellaneous investment expenses (see instructions)	<b>9c</b>		
<b>d</b>	Add lines 9a, 9b, and 9c		<b>9d</b>	
<b>10</b>	Additional modifications (see instructions)		<b>10</b>	
<b>11</b>	Total deductions and modifications. Add lines 9d and 10		<b>11</b>	

**Part III Tax Computation**

<b>12</b>	Net investment income. Subtract Part II, line 11, from Part I, line 8. Individuals, complete lines 13-17. Estates and trusts, complete lines 18a-21. If zero or less, enter -0-		<b>12</b>	0.
<b>Individuals:</b>				
<b>13</b>	Modified adjusted gross income (see instructions)	<b>13</b> 403,715.		
<b>14</b>	Threshold based on filing status (see instructions)	<b>14</b> 250,000.		
<b>15</b>	Subtract line 14 from line 13. If zero or less, enter -0-	<b>15</b> 153,715.		
<b>16</b>	Enter the smaller of line 12 or line 15		<b>16</b>	0.
<b>17</b>	Net investment income tax for individuals. Multiply line 16 by 3.8% (0.038). Enter here and include on your tax return (see instructions)		<b>17</b>	0.
<b>Estates and Trusts:</b>				
<b>18a</b>	Net investment income (line 12 above)	<b>18a</b>		
<b>b</b>	Deductions for distributions of net investment income and charitable deductions (see instructions)	<b>18b</b>		
<b>c</b>	Undistributed net investment income. Subtract line 18b from line 18a (see instructions). If zero or less, enter -0-	<b>18c</b>		
<b>19a</b>	Adjusted gross income (see instructions)	<b>19a</b>		
<b>b</b>	Highest tax bracket for estates and trusts for the year (see instructions)	<b>19b</b>		
<b>c</b>	Subtract line 19b from line 19a. If zero or less, enter -0-	<b>19c</b>		
<b>20</b>	Enter the smaller of line 18c or line 19c		<b>20</b>	
<b>21</b>	Net investment income tax for estates and trusts. Multiply line 20 by 3.8% (0.038). Enter here and include on your tax return (see instructions)		<b>21</b>	

## Additional Information From 2023 Federal Tax Return

### Schedule C (SOFTWARE): Profit or Loss from Business

Ln 24b: 50% limit

#### Itemization Statement

Description	Amount
MEALS	2,091.
<b>Total</b>	<b>2,091.</b>

### Schedule C (SOFTWARE): Profit or Loss from Business

Line 18

#### Itemization Statement

Description	Amount
Computer services and supplies	1,454.65
office expenses	43,831.98
Dues and subscriptions	42.79
<b>Total</b>	<b>45,329.42</b>

### Schedule C (SOFTWARE): Profit or Loss from Business

Line 24a

#### Itemization Statement

Description	Amount
TRAVEL	2,185.
<b>Total</b>	<b>2,185.</b>

### Schedule C (SOFTWARE): Profit or Loss from Business

Line 25

#### Itemization Statement

Description	Amount
TELEPHONE(12M*\$350PM)	4,200.
CLEANING(12M*120PM)	1,440.
<b>Total</b>	<b>5,640.</b>

# Dos and Don'ts Checklist for the Individual/Fiduciary (525-TV) Payment Voucher

Payments can be made electronically on the Georgia Tax Center (GTC) [gtc.dor.ga.gov/](http://gtc.dor.ga.gov/) .

- Do:**
- Use a payment voucher with a valid scanline.
  - Only complete this voucher if you owe taxes.
  - Complete the voucher in its entirety.
  - Write your SSN or FEIN on your check or money order.
  - Make your check or money order payable to: Georgia Department of Revenue
  - Remember if the due date falls on a weekend or holiday, the tax shall be due on the next day that is not a weekend or holiday.
  - Mail your voucher and payment to the address listed below if your return was filed electronically.


**Processing Center  
Georgia Department of Revenue  
PO Box 740323  
Atlanta, Georgia 30374-0323**

- Mail your return, payment voucher and payment to the address that appears on the return if filing a paper return.

- Do not:**
- Mail this entire page.
  - Staple your payment and voucher together.
  - Print on both sides of the paper.
  - Handwrite any information.

Georgia Public Revenue Code Section 48-2-31 stipulates that taxes shall be paid in lawful money of the United States, free of any expense to the State of Georgia.

----- Cut along dotted line -----

<b>525-TV</b> (Rev. 06/05/23) Individual and Fiduciary Payment Voucher		<b>Individual or Fiduciary Name and Address:</b> SURESH K VURAY SWATHIKAMALA V 4540 ESSEN LANE CUMMING GA 30041		
<b>2023</b>	2452511513			
<input type="checkbox"/> Amended Return	<input type="checkbox"/> Paper Return	<input checked="" type="checkbox"/> Electronically Filed		
TYPE OF RETURN:		<input checked="" type="checkbox"/> 09-Individual <input type="checkbox"/> 10-Fiduciary		
Taxpayer's SSN or Fiduciary FEIN 419-53-8415	Spouse's SSN (if joint or combined return) 049-11-5299	Tax Year 2023	Daytime Telephone Number 832-364-7139	Vendor Code 115

PLEASE DO NOT STAPLE. REMOVE ALL CHECK STUBS.

PROCESSING CENTER  
GEORGIA DEPARTMENT OF REVENUE  
PO BOX 740323  
ATLANTA GA 30374-0323


**Amount Paid \$** 937.00

52500419538415023092120000000000000011500000937009

REV 01/29/24 PRO



2400411515



Georgia Form 500 (Rev. 08/30/23)

Individual Income Tax Return
Georgia Department of Revenue

2023 (Approved software version)

Page 1

Fiscal Year Beginning

STATE GA ISSUED

Fiscal Year Ending

YOUR DRIVER'S LICENSE/STATE ID

056503029

YOUR FIRST NAME MI YOUR SOCIAL SECURITY NUMBER
1. SURESH K 419-53-8415

LAST NAME (For Name Change See IT-511 Tax Booklet) SUFFIX
VURAY

SPOUSE'S FIRST NAME MI SPOUSE'S SOCIAL SECURITY NUMBER
SWATHIKAMALA 049-11-5299

LAST NAME SUFFIX
VURAY

DEPARTMENT USE ONLY

ADDRESS (NUMBER AND STREET or P.O. BOX) (Use 2nd address line for Apt, Suite or Building Number) CHECK IF ADDRESS HAS CHANGED
2. 4540 ESSEN LANE

CITY (Please insert a space if the city has multiple names) STATE ZIP CODE
3. CUMMING GA 30041

(COUNTRY IF FOREIGN)

4. Enter your Residency Status with the appropriate number ..... 4. 1

1. FULL-YEAR RESIDENT 2. PART-YEAR RESIDENT TO 3. NONRESIDENT

Omit Lines 9 thru 14 and use Form 500 Schedule 3 if you are a part-year or nonresident filer.

5. Enter Filing Status with appropriate letter (See IT-511 Tax Booklet)..... 5. B

A. Single B. Married filing joint C. Married filing separate (Spouse's social security number must be entered above) D. Head of Household or Qualifying Surviving Spouse


6. Number of exemptions (Check appropriate box(es) and enter total in 6c.) 6a. Yourself X 6b. Spouse X 6c. 2

7a. Number of Qualified Dependents\* 2 7b. Number of Unborn Dependents 7c. Total Number of Dependents 2

\*Enter details on Line 7d., and DO NOT include yourself, spouse and/or your unborn dependents. See IT-511 Tax Booklet.

All Pages (1-5) are required for processing

REV 01/29/24 PRO



**YOUR SOCIAL SECURITY NUMBER**  
 419-53-8415

**7d. Qualified Dependents. (If you have more than 4 dependents, attach a list of additional dependents).**

<b>First Name, MI.</b> SAHASRA	<b>Last Name</b> VURAY
<b>Social Security Number</b> 042-13-6456	<b>Relationship to You</b> DAUGHTER

<b>First Name, MI.</b> SHREYANSH RAM	<b>Last Name</b> VURAY
<b>Social Security Number</b> 853-52-5998	<b>Relationship to You</b> SON

<b>First Name, MI.</b>	<b>Last Name</b>
<b>Social Security Number</b>	<b>Relationship to You</b>

<b>First Name, MI.</b>	<b>Last Name</b>
<b>Social Security Number</b>	<b>Relationship to You</b>

**INCOME COMPUTATIONS**

If amount on line 8, 9, 10, 13 or 15 is negative, use the minus sign (-). Example -3456.

8. Federal adjusted gross income (From Federal Form 1040).....	8.	461937
<b>(Do not use FEDERAL TAXABLE INCOME) If the amount on Line 8 is \$40,000 or more, or your gross income is less than your W-2s you must include a copy of your Federal Form 1040 Pages 1, 2, and Schedule 1.</b>		
9. Adjustments from Form 500 Schedule 1 (See IT-511 Tax Booklet) .....	9.	
10. Georgia adjusted gross income (Net total of Line 8 and Line 9).....	10.	461937
11. Standard Deduction (Do not use FEDERAL STANDARD DEDUCTION).....	11a.	7100
<b>(See IT-511 Tax Booklet)</b>		
b. Self: 65 or over?      Blind?      Total      x 1,300=.....	11b.	
Spouse: 65 or over?      Blind?		
c. Total Standard Deduction (Line 11a + Line 11b).....	11c.	7100
<b>Use EITHER Line 11c OR Line 12c (Do not write on both lines)</b>		
12. Total Itemized Deductions used in computing Federal Taxable Income. If you use itemized deductions, you must include Federal Schedule A.		
a. Federal Itemized Deductions (Schedule A- Form 1040).....	12a.	
b. Less adjustments: (See IT-511 Tax Booklet) .....	12b.	
c. Georgia Total Itemized Deductions.....	12c.	
13. Subtract either Line 11c or Line 12c from Line 10; enter balance.....	13.	454837



**YOUR SOCIAL SECURITY NUMBER**  
 419-53-8415

14a. Enter the number from Line 6c. 2 Multiply by \$2,700 for filing status A or D or multiply by \$3,700 for filing status B or C	14a.	7400
14b. Enter the number from Line 7c. 2 Multiply by \$3,000.....	14b.	6000
14c. Add Lines 14a. and 14b. Enter total .....	14c.	13400
15a. Income before GA NOL (Line 13 less Line 14c or Schedule 3, Line 14).....	15a.	441437
15b. Georgia NOL utilized (Cannot exceed Line 15a or the amount after applying the 80% limitation, see IT-511 Tax Booklet for more information)....	15b.	
15c. Georgia Taxable Income (Line 15a less Line 15b).....	15c.	441437
16. Tax (Use Tax Rate Schedule in the IT-511 Tax Booklet) .....	16.	25148
17. Low Income Credit 17a. 17b. ....	17c.	
18. Other State(s) Tax Credit (Include a copy of the other state(s) return) .....	18.	
19. Credits used from IND-CR Summary Worksheet .....	19.	
20. <b>Total Credits Used from Schedule 2 Georgia Tax Credits (must be filed electronically)</b>	20.	
21. Total Credits Used (sum of Lines 17-20) cannot exceed Line 16 .....	21.	0
22. Balance (Line 16 less Line 21) if zero or less than zero, enter zero .....	22.	25148

**INCOME STATEMENT DETAILS** Only enter income on which Georgia tax was withheld. Enter income from W-2s, 1099s, and G2-As on Line 4 GA Wages/Income. For other income statements complete Line 4 using the income reported from **Form G2-RP Line 12 or 13; Form G2-LP Line 11, or for Form G2-FL enter zero.**

(INCOME STATEMENT A)				(INCOME STATEMENT B)				(INCOME STATEMENT C)			
1. WITHHOLDING TYPE:				1. WITHHOLDING TYPE:				1. WITHHOLDING TYPE:			
<input checked="" type="checkbox"/> W-2	G2-A	G2-LP		<input checked="" type="checkbox"/> W-2	G2-A	G2-LP		<input type="checkbox"/> W-2	G2-A	G2-LP	
1099	G2-FL	G2-RP		1099	G2-FL	G2-RP		1099	G2-FL	G2-RP	
2. EMPLOYER/PAYER FEDERAL ID NUMBER (FEIN) <input checked="" type="checkbox"/> SSN				2. EMPLOYER/PAYER FEDERAL ID NUMBER (FEIN) <input checked="" type="checkbox"/> SSN				2. EMPLOYER/PAYER FEDERAL ID NUMBER (FEIN) <input type="checkbox"/> SSN			
202000033				510425343							
3. EMPLOYER/PAYER STATE WITHHOLDING ID				3. EMPLOYER/PAYER STATE WITHHOLDING ID				3. EMPLOYER/PAYER STATE WITHHOLDING ID			
3038115YS				3466741KC							
4. GA WAGES / INCOME				4. GA WAGES / INCOME				4. GA WAGES / INCOME			
348789				87757							
5. GA TAX WITHHELD				5. GA TAX WITHHELD				5. GA TAX WITHHELD			
19765				4446							

**PLEASE COMPLETE INCOME STATEMENT DETAILS ON PAGE 4.**  
**All Pages (1-5) are required for processing**

REV 01/29/24 PRO







2400411555

**YOUR SOCIAL SECURITY NUMBER**  
419-53-8415

- 39. Public Safety Memorial Grant (No gift of less than \$1.00)..... 39.
- 40. Disabled Veterans' Scholarship Fund (No gift of less than \$1.00)..... 40.
- 41. Form 500 UET (Estimated tax penalty) 500 UET exception attached..... 41.
- 42. Penalty: Late Payment and/or Late Filing..... 42.
- 43. Interest ..... 43.
- 44. (If you owe) Add Lines 28, 31 through 43 ..... 44.

937

**MAKE CHECK PAYABLE TO GEORGIA DEPARTMENT OF REVENUE,  
Mail To: GEORGIA DEPARTMENT OF REVENUE PROCESSING CENTER,  
PO BOX 740399 ATLANTA, GA 30374-0399**

- 45. (If you are due a refund) Subtract the sum of Lines 30 thru 43 from Line 29  
**THIS IS YOUR REFUND**..... 45.  
Refund Due Mail To: GEORGIA DEPARTMENT OF REVENUE PROCESSING CENTER,  
PO BOX 740380 ATLANTA, GA 30374-0380

**If you do not enter Direct Deposit information or if you are a first time filer you will be issued a paper check.**

45a. Direct Deposit (U.S. Accounts Only)      Type:    Checking      Savings

Routing Number	Account Number
-------------------	-------------------

**Mail pages 1-5 and any applicable schedules, forms, documentation. DO NOT staple pages.**

I/We declare under the penalties of perjury that I/we have examined this return (including accompanying schedules and statements) and to the best of my/our knowledge and belief, it is true, correct, and complete. If prepared by a person other than the taxpayer(s), this declaration is based on all information of which the preparer has knowledge.

Taxpayer's Signature      (Check box if deceased)

Spouse's Signature      (Check box if deceased)

Taxpayer's Date of Death

Spouse's Date of Death

Taxpayer's Signature Date

Taxpayer's Phone Number  
832-364-7139

Spouse's Signature Date

By providing my e-mail address I am authorizing the Georgia Department of Revenue to electronically notify me at the below e-mail address regarding any updates to my account(s).

Taxpayer's E-mail Address

I authorize DOR to discuss this return with the named preparer.

VENKATA SAI PAVAN KUMAR DUDIPALLI

Signature of Preparer

Name of Preparer Other Than Taxpayer  
VENKATA SAI PAVAN KUMAR D

Preparer's Phone Number  
678-965-9522

Preparer's FEIN  
88-2145487

Preparer's Firm Name  
GLOBAL TAXES LLC

Preparer's SSN/PTIN/SIDN  
P02470833

**All Pages (1-5) are required for processing**