

Gain / Loss report





Girish Kolluri | c6481d1d-d0ba-56a4-8c95-ecfa3cb38f91 | girishkolluri@gmail.com

About report

This report includes all taxable activity on Coinbase with realized gains or losses. For US customers, Sells and Converts are taxable events that realize gains. This report does not include taxable events like Staking or Coinbase Earn that result in income. Note that this report is provided for informational purposes only, and you are responsible for confirming the accuracy and completeness of the information set forth in the report. For final tax obligations, please consult your tax advisor.

Summary

Cost Basis Method: **HIFO**

Data source	Long-term	Short-term	Total Gain/Loss
Coinbase	-\$6.51	None	-\$6.51
 Not Available	 None	 \$4,855.71	 \$4,855.71
Total	-\$6.51	\$4,855.71	\$4,849.20

Report legend

Short-term

The tax you pay on capital gains or losses depends on how long you hold the asset. If you hold an asset for 1 year or less, you pay the short term capital gains tax rate.

Long-term

The tax you pay on capital gains or losses depends on how long you hold the asset. If you hold an asset for 1 year and 1 day, or longer, you pay the long term capital gains tax rate.

Proceeds


The amount of money you received when you sold your cryptocurrency. If you received USD in exchange for your cryptocurrency then the cash you received is your proceeds. If you exchanged one cryptocurrency for another it will be the dollar value of the crypto you received.

Cost-basis method

You can change your cost-basis method by accessing the Settings page. For futures, the cost-basis method is fixed to FIFO (First in, first out). The method currently displayed is based on your account's default setting.

Some data not available

Why?

When you transfer crypto to Coinbase and you acquired it elsewhere, Coinbase does not have a record of the asset's original cost basis and/or date acquired. For these transactions, we indicate that these data points are not available with  .


How to treat these transactions

We estimate your gains/losses for these transactions by assuming \$0 cost basis and treating your date received as date acquired. Before filing your taxes, work with your tax professional or follow our guide to prepare these data points to accurately report your gains or losses.

Section 1

Data source: Coinbase

These are taxable transactions incurring realized gains or losses where Coinbase all relevant data points.



Date Sold	Event	Amount	Proceeds	Cost Basis	Long Term	Short Term	Total Gain/Loss
02/20/2023	 Sold BTC	0.00018225	\$3.49	\$10.00	-\$6.51	None	-\$6.51
Date Acquired (Tax Lots)							
	11/10/2021	0.00007735 BTC	\$1.48	\$5.00	-\$3.52	None	
	08/13/2021	0.0001049 BTC	\$2.01	\$5.00	-\$2.99	None	


Section 2

Data source: Not available

These are taxable transactions incurring realized gains or losses where the cost basis is unavailable.


⚠ For these transactions Coinbase does not have a cost basis on record. We estimate your gains/losses for these transactions by assuming \$0 cost basis and treat date acquired.

Date Sold	Event	Amount	Proceeds	Cost Basis	Long Term	Short Term	Total Gain/Loss
01/15/2023	 Converted ETH	0.6793742	\$1,049.90	⚠ \$0.00	⚠ None	⚠ \$1,049.90	⚠ \$1,049.90
Date Acquired (Tax Lots)							
	⚠ 11/30/2022	0.6793742 ETH	\$1,049.90	\$0.00	None	None	
Date Sold	Event	Amount	Proceeds	Cost Basis	Long Term	Short Term	Total Gain/Loss
02/06/2023	 Sold UNI	295.97069597	\$1,970.20	⚠ \$0.00	⚠ None	⚠ \$1,970.20	⚠ \$1,970.20
Date Acquired (Tax Lots)							
	⚠ 11/30/2022	295.97069597 UNI	\$1,970.20	\$0.00	None	None	

Date Sold	Event	Amount	Proceeds	Cost Basis	Long Term	Short Term	Total Gain/Loss
02/08/2023	 Sold DOT	67.2934557299	\$443.29	! \$0.00	! None	! \$443.29	! \$443.29


Date Acquired (Tax Lots)

! 11/30/2022	67.2934557299 DOT	\$443.29	\$0.00	None	None
--------------	-------------------	----------	--------	------	------

Date Sold	Event	Amount	Proceeds	Cost Basis	Long Term	Short Term	Total Gain/Loss
02/08/2023	 Sold ADA	1159.143076	\$443.29	! \$0.65	! None	! \$442.64	! \$442.64


Date Acquired (Tax Lots)






02/01/2023	0.329679 ADA	\$0.13	\$0.13	None	-\$0.01
01/22/2023	0.330659 ADA	\$0.13	\$0.13	None	\$0.00
02/08/2023	0.335556 ADA	\$0.13	\$0.13	None	-\$0.01
! 11/30/2022	1157.467786 ADA	\$442.65	\$0.00	None	None
01/25/2023	0.336998 ADA	\$0.13	\$0.13	None	\$0.00
01/30/2023	0.342398 ADA	\$0.13	\$0.13	None	\$0.00

Date Sold	Event	Amount	Proceeds	Cost Basis	Long Term	Short Term	Total Gain/Loss
02/20/2023	 Sold UNI	47.96337503	\$344.65	! \$0.00	! None	! \$344.65	! \$344.65


Date Acquired (Tax Lots)






Date Acquired (Tax Lots)

 **11/30/2022** 47.96337503 UNI \$344.65 **\$0.00** **None** **None**

Date Sold	Event	Amount	Proceeds	Cost Basis	Long Term	Short Term	Total Gain/Loss
02/20/2023	 Sold CGLD	350	\$300.71	 \$0.00	 None	 \$300.71	 \$300.71

Date Acquired (Tax Lots)


 **11/30/2022** 350 CGLD \$300.71 **\$0.00** **None** **None**

Date Sold	Event	Amount	Proceeds	Cost Basis	Long Term	Short Term	Total Gain/Loss
02/20/2023	 Sold SOL	5.013495934	\$126.10	 \$0.21	 None	 \$125.89	 \$125.89

Date Acquired (Tax Lots)


01/05/2023	0.000955036 SOL	\$0.02	\$0.01	None	\$0.01
01/30/2023	0.000148367 SOL	\$0.00	\$0.00	None	\$0.00
12/11/2022	0.000281152 SOL	\$0.01	\$0.00	None	\$0.00
12/13/2022	0.000259306 SOL	\$0.01	\$0.00	None	\$0.00
12/18/2022	0.000258184 SOL	\$0.01	\$0.00	None	\$0.00
01/18/2023	0.000637938 SOL	\$0.02	\$0.01	None	\$0.00
02/17/2023	0.000355852 SOL	\$0.01	\$0.01	None	\$0.00
01/20/2023	0.000229775 SOL	\$0.01	\$0.00	None	\$0.00
12/09/2022	0.000286353 SOL	\$0.01	\$0.00	None	\$0.00
01/27/2023	0.000226857 SOL	\$0.01	\$0.01	None	\$0.00
 11/30/2022	5 SOL	\$125.76	\$0.00	None	None
12/20/2022	0.00026374 SOL	\$0.01	\$0.00	None	\$0.00
01/03/2023	0.000966515 SOL	\$0.02	\$0.01	None	\$0.01
12/22/2022	0.00026158 SOL	\$0.01	\$0.00	None	\$0.00

12/22/2022	0.00026158 SOL	\$0.01	\$0.00	None	\$0.00
02/20/2023	0.000354437 SOL	\$0.01	\$0.01	None	-\$0.00
12/29/2022	0.000968328 SOL	\$0.02	\$0.01	None	\$0.02
01/15/2023	0.00093952 SOL	\$0.02	\$0.02	None	\$0.00
12/27/2022	0.000966781 SOL	\$0.02	\$0.01	None	\$0.01
12/24/2022	0.000264101 SOL	\$0.01	\$0.00	None	\$0.00
12/31/2022	0.000955901 SOL	\$0.02	\$0.01	None	\$0.01
02/15/2023	0.00035759 SOL	\$0.01	\$0.01	None	\$0.00
01/08/2023	0.000943535 SOL	\$0.02	\$0.01	None	\$0.01
12/16/2022	0.000273484 SOL	\$0.01	\$0.00	None	\$0.00
12/15/2022	0.000258566 SOL	\$0.01	\$0.00	None	\$0.00
02/08/2023	0.00081952 SOL	\$0.02	\$0.02	None	\$0.00
01/25/2023	0.000230625 SOL	\$0.01	\$0.01	None	\$0.00
01/13/2023	0.000940197 SOL	\$0.02	\$0.02	None	\$0.01
02/05/2023	0.000092694 SOL	\$0.00	\$0.00	None	\$0.00

Date Sold	Event	Amount	Proceeds	Cost Basis	Long Term	Short Term	Total Gain/Loss
02/20/2023	 Sold FIL	7	\$55.61	! \$0.00	! None	! \$55.61	! \$55.61

Date Acquired (Tax Lots)


! 11/30/2022	7 FIL	\$55.61	\$0.00	None	None
---	-------	---------	---	---------------------------------------	---------------------------------------

Date Sold	Event	Amount	Proceeds	Cost Basis	Long Term	Short Term	Total Gain/Loss
02/20/2023	 Sold USDT	33.179351	\$30.86	! \$25.17	! None	! \$5.69	! \$5.69

Date Acquired (Tax Lots)


! 11/30/2022	8.523928 USDT	\$7.93	\$0.00	None	None
---	---------------	--------	---	---------------------------------------	---------------------------------------

01/15/2023 24.655423 USDT \$22.93 \$25.17 None -\$2.24

Date Sold	Event	Amount	Proceeds	Cost Basis	Long Term	Short Term	Total Gain/Loss
02/20/2023	 Sold LINK	4	\$29.68	! \$0.00	! None	! \$29.68	! \$29.68


Date Acquired (Tax Lots)

! 11/30/2022 4 LINK \$29.68 \$0.00 None None

Date Sold	Event	Amount	Proceeds	Cost Basis	Long Term	Short Term	Total Gain/Loss
02/20/2023	 Sold ETH	0.0177338	\$27.90	! \$0.00	! None	! \$27.90	! \$27.90


Date Acquired (Tax Lots)

! 11/30/2022 0.0177338 ETH \$27.90 \$0.00 None None

Date Sold	Event	Amount	Proceeds	Cost Basis	Long Term	Short Term	Total Gain/Loss
02/20/2023	 Sold ICP	3	\$19.90	! \$0.00	! None	! \$19.90	! \$19.90


Date Acquired (Tax Lots)

! 11/30/2022 3 ICP \$19.90 \$0.00 None None

Date Sold	Event	Amount	Proceeds	Cost Basis	Long Term	Short Term	Total Gain/Loss
02/20/2023	 Sold DAI	18.61610014	\$16.93	! \$0.00	! None	! \$16.93	! \$16.93


Date Acquired (Tax Lots)

01/19/2023	0.00007644 DAI	\$0.00	\$0.00	None	-\$0.00
📌 11/30/2022	18.6160237 DAI	\$16.93	\$0.00	None	None

Date Sold	Event	Amount	Proceeds	Cost Basis	Long Term	Short Term	Total Gain/Loss
02/20/2023	 Sold SHIB	1000000	\$11.82	📌 \$0.00	📌 None	📌 \$11.82	📌 \$11.82


Date Acquired (Tax Lots)

📌 11/30/2022	1000000 SHIB	\$11.82	\$0.00	None	None
---------------------	--------------	---------	---------------	-------------	-------------

Date Sold	Event	Amount	Proceeds	Cost Basis	Long Term	Short Term	Total Gain/Loss
02/20/2023	 Sold MATIC	5	\$6.39	📌 \$0.00	📌 None	📌 \$6.39	📌 \$6.39


Date Acquired (Tax Lots)

📌 11/30/2022	5 MATIC	\$6.39	\$0.00	None	None
---------------------	---------	--------	---------------	-------------	-------------

Date Sold	Event	Amount	Proceeds	Cost Basis	Long Term	Short Term	Total Gain/Loss
02/20/2023	 Sold DOT	0.7065442701	\$4.23	! \$0.00	! None	! \$4.23	! \$4.23

Date Acquired (Tax Lots)


! 11/30/2022	0.7065442701 DOT	\$4.23	\$0.00	None	None
---	------------------	--------	---	---------------------------------------	---------------------------------------

Date Sold	Event	Amount	Proceeds	Cost Basis	Long Term	Short Term	Total Gain/Loss
02/20/2023	 Sold ADA	5.030883	\$1.01	! \$0.73	! None	! \$0.28	! \$0.28

Date Acquired (Tax Lots)

02/12/2023	0.335922 ADA	\$0.07	\$0.13	None	-\$0.06
12/21/2022	0.389876 ADA	\$0.08	\$0.10	None	-\$0.02
01/04/2023	0.358312 ADA	\$0.07	\$0.10	None	-\$0.02
01/07/2023	0.35855 ADA	\$0.07	\$0.10	None	-\$0.03
12/24/2022	0.282220 ADA	\$0.08	\$0.10	None	-\$0.02

12/24/2022	0.305229 ADA	\$0.00	\$0.10	None	-\$0.02
🚫 11/30/2022	2.532214 ADA	\$0.51	\$0.00	None	None
12/29/2022	0.353546 ADA	\$0.07	\$0.09	None	-\$0.02
02/16/2023	0.319234 ADA	\$0.06	\$0.13	None	-\$0.07

Date Sold	Event	Amount	Proceeds	Cost Basis	Long Term	Short Term	Total Gain/Loss
06/22/2023	 Converted USDC	510	\$510.00	🚫 \$510.00	🚫 None	🚫 \$0.00	🚫 \$0.00

Date Acquired (Tax Lots)

🚫 11/30/2022	0.00484 USDC	\$0.00	\$0.00	None	None
05/03/2023	509.99516 USDC	\$510.00	\$510.00	None	\$0.00