

IRS e-file Signature Authorization

▶ ERO must obtain and retain completed Form 8879.
▶ Go to www.irs.gov/Form8879 for the latest information.

Submission Identification Number (SID) ▶

Taxpayer's name ZAID S KHAN	Social security number 859-62-5821
Spouse's name	Spouse's social security number

Part I Tax Return Information – Tax Year Ending December 31, 2023 (Enter year you are authorizing.)

Enter whole dollars only on lines 1 through 5.

Note: Form 1040-SS filers use line 4 only. Leave lines 1, 2, 3, and 5 blank.

1 Adjusted gross income	1	108,955.
2 Total tax	2	16,531.
3 Federal income tax withheld from Form(s) W-2 and Form(s) 1099	3	16,738.
4 Amount you want refunded to you	4	207.
5 Amount you owe	5	

Part II Taxpayer Declaration and Signature Authorization (Be sure you get and keep a copy of your return)

Under penalties of perjury, I declare that I have examined a copy of the income tax return (original or amended) I am now authorizing, and to the best of my knowledge and belief, it is true, correct, and complete. I further declare that the amounts in Part I above are the amounts from the income tax return (original or amended) I am now authorizing. I consent to allow my intermediate service provider, transmitter, or electronic return originator (ERO) to send my return to the IRS and to receive from the IRS (a) an acknowledgement of receipt or reason for rejection of the transmission, (b) the reason for any delay in processing the return or refund, and (c) the date of any refund. If applicable, I authorize the U.S. Treasury and its designated Financial Agent to initiate an ACH electronic funds withdrawal (direct debit) entry to the financial institution account indicated in the tax preparation software for payment of my federal taxes owed on this return and/or a payment of estimated tax, and the financial institution to debit the entry to this account. This authorization is to remain in full force and effect until I notify the U.S. Treasury Financial Agent to terminate the authorization. To revoke (cancel) a payment, I must contact the U.S. Treasury Financial Agent at **1-888-353-4537**. Payment cancellation requests must be received no later than 2 business days prior to the payment (settlement) date. I also authorize the financial institutions involved in the processing of the electronic payment of taxes to receive confidential information necessary to answer inquiries and resolve issues related to the payment. I further acknowledge that the personal identification number (PIN) below is my signature for the income tax return (original or amended) I am now authorizing and, if applicable, my Electronic Funds Withdrawal Consent.

Taxpayer's PIN: check one box only

- I authorize GLOBAL TAXES LLC to enter or generate my PIN

2	5	8	2	1
---	---	---	---	---

 as my signature on the income tax return (original or amended) I am now authorizing.
Enter five digits, but don't enter all zeros
- I will enter my PIN as my signature on the income tax return (original or amended) I am now authorizing. Check this box **only** if you are entering your own PIN **and** your return is filed using the Practitioner PIN method. The ERO must complete Part III below.

Your signature ▶ _____ Date ▶ _____

Spouse's PIN: check one box only

- I authorize _____ to enter or generate my PIN

--	--	--	--	--

 as my signature on the income tax return (original or amended) I am now authorizing.
Enter five digits, but don't enter all zeros
- I will enter my PIN as my signature on the income tax return (original or amended) I am now authorizing. Check this box **only** if you are entering your own PIN **and** your return is filed using the Practitioner PIN method. The ERO must complete Part III below.

Spouse's signature ▶ _____ Date ▶ _____

Practitioner PIN Method Returns Only—continue below

Part III Certification and Authentication – Practitioner PIN Method Only

ERO's EFIN/PIN. Enter your six-digit EFIN followed by your five-digit self-selected PIN.

2	2	2	4	9	6	0	8	2	7	1
---	---	---	---	---	---	---	---	---	---	---

Don't enter all zeros

I certify that the above numeric entry is my PIN, which is my signature for the electronic individual income tax return (original or amended) I am now authorized to file for tax year indicated above for the taxpayer(s) indicated above. I confirm that I am submitting this return in accordance with the requirements of the Practitioner PIN method and **Pub. 1345**, Handbook for Authorized IRS e-file Providers of Individual Income Tax Returns.

ERO's signature ▶ _____ Date ▶ _____

ERO Must Retain This Form – See Instructions
Don't Submit This Form to the IRS Unless Requested To Do So

For the year Jan. 1–Dec. 31, 2023, or other tax year beginning , 2023, ending , 20 See separate instructions.

Your first name and middle initial Z A I D S Last name K H A N Your social security number 859 62 5821

If joint return, spouse's first name and middle initial Last name Spouse's social security number 761 56 9008

Home address (number and street). If you have a P.O. box, see instructions. Apt. no. LANDMARK LN Presidential Election Campaign

City, town, or post office. If you have a foreign address, also complete spaces below. State NJ ZIP code 07410 Check here if you, or your spouse if filing jointly, want \$3 to go to this fund. Checking a box below will not change your tax or refund.

Foreign country name Foreign province/state/county Foreign postal code You Spouse

Filing Status Single Head of household (HOH) Married filing jointly (even if only one had income) Married filing separately (MFS) Qualifying surviving spouse (QSS) If you checked the MFS box, enter the name of your spouse. If you checked the HOH or QSS box, enter the child's name if the qualifying person is a child but not your dependent: SADA F SHAIKH

Digital Assets At any time during 2023, did you: (a) receive (as a reward, award, or payment for property or services); or (b) sell, exchange, or otherwise dispose of a digital asset (or a financial interest in a digital asset)? (See instructions.) Yes No

Standard Deduction Someone can claim: You as a dependent Your spouse as a dependent Spouse itemizes on a separate return or you were a dual-status alien

Age/Blindness You: Were born before January 2, 1959 Are blind Spouse: Was born before January 2, 1959 Is blind

Table with 5 columns: (1) First name, Last name, (2) Social security number, (3) Relationship to you, (4) Check the box if qualifies for (see instructions): Child tax credit, Credit for other dependents. Includes dependents SADA F SHAIKH.

Income section table with columns 1a-1z and 1a-1z. Rows include Total amount from Form(s) W-2, Household employee wages, Tip income, Medicaid waiver payments, Taxable dependent care benefits, Employer-provided adoption benefits, Wages from Form 8919, Other earned income, Nontaxable combat pay election, and Add lines 1a through 1h.

Table with columns 2a-2b, 3a-3b, 4a-4b, 5a-5b, 6a-6b. Rows include Tax-exempt interest, Qualified dividends, IRA distributions, Pensions and annuities, Social security benefits, Taxable interest, Ordinary dividends, Taxable amount.

Table with columns 7-15. Rows include Capital gain or (loss), Additional income from Schedule 1, Add lines 1z, 2b, 3b, 4b, 5b, 6b, 7, and 8. This is your total income, Adjustments to income from Schedule 1, Subtract line 10 from line 9. This is your adjusted gross income, Standard deduction or itemized deductions (from Schedule A), Qualified business income deduction from Form 8995 or Form 8995-A, Add lines 12 and 13, Subtract line 14 from line 11. If zero or less, enter -0-. This is your taxable income.

Tax and Credits	16	Tax (see instructions). Check if any from Form(s): 1 <input type="checkbox"/> 8814 2 <input type="checkbox"/> 4972 3 <input type="checkbox"/> _____	16	16,235.
	17	Amount from Schedule 2, line 3	17	
	18	Add lines 16 and 17	18	16,235.
	19	Child tax credit or credit for other dependents from Schedule 8812	19	
	20	Amount from Schedule 3, line 8	20	
	21	Add lines 19 and 20	21	
	22	Subtract line 21 from line 18. If zero or less, enter -0-	22	16,235.
	23	Other taxes, including self-employment tax, from Schedule 2, line 21	23	296.
24	Add lines 22 and 23. This is your total tax	24	16,531.	

Payments	25	Federal income tax withheld from:		
	a	Form(s) W-2	25a	16,738.
	b	Form(s) 1099	25b	
	c	Other forms (see instructions)	25c	0.
	d	Add lines 25a through 25c	25d	16,738.
	26	2023 estimated tax payments and amount applied from 2022 return	26	
	27	Earned income credit (EIC)	27	
	28	Additional child tax credit from Schedule 8812	28	
	29	American opportunity credit from Form 8863, line 8	29	
	30	Reserved for future use	30	
	31	Amount from Schedule 3, line 15	31	
	32	Add lines 27, 28, 29, and 31. These are your total other payments and refundable credits	32	
	33	Add lines 25d, 26, and 32. These are your total payments	33	16,738.

Refund	34	If line 33 is more than line 24, subtract line 24 from line 33. This is the amount you overpaid	34	207.
	35a	Amount of line 34 you want refunded to you . If Form 8888 is attached, check here <input type="checkbox"/>	35a	207.
	b	Routing number 0 2 6 0 1 2 8 8 1 c Type: <input checked="" type="checkbox"/> Checking <input type="checkbox"/> Savings		
	d	Account number 3 2 5 2 4 8 7 2 0 6		
36	Amount of line 34 you want applied to your 2024 estimated tax	36		

Amount You Owe	37	Subtract line 33 from line 24. This is the amount you owe . For details on how to pay, go to www.irs.gov/Payments or see instructions	37	
	38	Estimated tax penalty (see instructions)	38	

Third Party Designee Do you want to allow another person to discuss this return with the IRS? See instructions **Yes**. Complete below. **No**

Designee's name _____ Phone no. _____ Personal identification number (PIN) _____

Sign Here Under penalties of perjury, I declare that I have examined this return and accompanying schedules and statements, and to the best of my knowledge and belief, they are true, correct, and complete. Declaration of preparer (other than taxpayer) is based on all information of which preparer has any knowledge.

Your signature	Date	Your occupation SOFTWARE ENGINEER	If the IRS sent you an Identity Protection PIN, enter it here (see inst.)
Spouse's signature. If a joint return, both must sign.	Date	Spouse's occupation	If the IRS sent your spouse an Identity Protection PIN, enter it here (see inst.)
Phone no. (315) 751-8067	Email address ZAID.KHAN91@GMAIL.COM		

Paid Preparer Use Only

Preparer's name SYAM PRIYA RAM SAGAR GUPTA	Preparer's signature SYAM PRIYA RAM SAGAR GUPTA	Date 03/16/2024	PTIN P02082703	Check if: <input type="checkbox"/> Self-employed
Firm's name GLOBAL TAXES LLC	Firm's address 245 ROONEY CT E BRUNSWICK NJ 08816			Phone no. (678) 965-9522
Firm's EIN				

**SCHEDULE 1
(Form 1040)**

Department of the Treasury
Internal Revenue Service

Additional Income and Adjustments to Income

Attach to Form 1040, 1040-SR, or 1040-NR.

Go to www.irs.gov/Form1040 for instructions and the latest information.

OMB No. 1545-0074

2023
Attachment
Sequence No. **01**

Name(s) shown on Form 1040, 1040-SR, or 1040-NR
ZAID S KHAN

Your social security number
859-62-5821

Part I Additional Income

1	Taxable refunds, credits, or offsets of state and local income taxes		1	
2a	Alimony received		2a	
b	Date of original divorce or separation agreement (see instructions): _____			
3	Business income or (loss). Attach Schedule C		3	-36,951.
4	Other gains or (losses). Attach Form 4797		4	
5	Rental real estate, royalties, partnerships, S corporations, trusts, etc. Attach Schedule E		5	
6	Farm income or (loss). Attach Schedule F		6	
7	Unemployment compensation		7	
8	Other income:			
a	Net operating loss	8a ()		
b	Gambling	8b		
c	Cancellation of debt	8c		
d	Foreign earned income exclusion from Form 2555	8d ()		
e	Income from Form 8853	8e		
f	Income from Form 8889	8f		
g	Alaska Permanent Fund dividends	8g		
h	Jury duty pay	8h		
i	Prizes and awards	8i		
j	Activity not engaged in for profit income	8j		
k	Stock options	8k		
l	Income from the rental of personal property if you engaged in the rental for profit but were not in the business of renting such property	8l		
m	Olympic and Paralympic medals and USOC prize money (see instructions)	8m		
n	Section 951(a) inclusion (see instructions)	8n		
o	Section 951A(a) inclusion (see instructions)	8o		
p	Section 461(l) excess business loss adjustment	8p		
q	Taxable distributions from an ABLÉ account (see instructions)	8q		
r	Scholarship and fellowship grants not reported on Form W-2	8r		
s	Nontaxable amount of Medicaid waiver payments included on Form 1040, line 1a or 1d	8s ()		
t	Pension or annuity from a nonqualified deferred compensation plan or a nongovernmental section 457 plan	8t		
u	Wages earned while incarcerated	8u		
z	Other income. List type and amount: _____	8z		
9	Total other income. Add lines 8a through 8z		9	
10	Combine lines 1 through 7 and 9. This is your additional income . Enter here and on Form 1040, 1040-SR, or 1040-NR, line 8		10	-36,951.

For Paperwork Reduction Act Notice, see your tax return instructions.

Schedule 1 (Form 1040) 2023

Part II Adjustments to Income

11	Educator expenses		11	
12	Certain business expenses of reservists, performing artists, and fee-basis government officials. Attach Form 2106		12	
13	Health savings account deduction. Attach Form 8889		13	
14	Moving expenses for members of the Armed Forces. Attach Form 3903		14	
15	Deductible part of self-employment tax. Attach Schedule SE		15	
16	Self-employed SEP, SIMPLE, and qualified plans		16	
17	Self-employed health insurance deduction		17	
18	Penalty on early withdrawal of savings		18	
19a	Alimony paid		19a	
b	Recipient's SSN			
c	Date of original divorce or separation agreement (see instructions): _____			
20	IRA deduction		20	
21	Student loan interest deduction		21	
22	Reserved for future use		22	
23	Archer MSA deduction		23	
24	Other adjustments:			
a	Jury duty pay (see instructions)	24a		
b	Deductible expenses related to income reported on line 8l from the rental of personal property engaged in for profit	24b		
c	Nontaxable amount of the value of Olympic and Paralympic medals and USOC prize money reported on line 8m	24c		
d	Reforestation amortization and expenses	24d		
e	Repayment of supplemental unemployment benefits under the Trade Act of 1974	24e		
f	Contributions to section 501(c)(18)(D) pension plans	24f		
g	Contributions by certain chaplains to section 403(b) plans	24g		
h	Attorney fees and court costs for actions involving certain unlawful discrimination claims (see instructions)	24h		
i	Attorney fees and court costs you paid in connection with an award from the IRS for information you provided that helped the IRS detect tax law violations	24i		
j	Housing deduction from Form 2555	24j		
k	Excess deductions of section 67(e) expenses from Schedule K-1 (Form 1041)	24k		
z	Other adjustments. List type and amount: _____	24z		
25	Total other adjustments. Add lines 24a through 24z		25	
26	Add lines 11 through 23 and 25. These are your adjustments to income . Enter here and on Form 1040, 1040-SR, or 1040-NR, line 10		26	

**SCHEDULE 2
(Form 1040)**

Department of the Treasury
Internal Revenue Service

Additional Taxes

Attach to Form 1040, 1040-SR, or 1040-NR.
Go to www.irs.gov/Form1040 for instructions and the latest information.

OMB No. 1545-0074

2023
Attachment
Sequence No. **02**

Name(s) shown on Form 1040, 1040-SR, or 1040-NR
ZAID S KHAN

Your social security number
859-62-5821

Part I Tax

1	Alternative minimum tax. Attach Form 6251	1	
2	Excess advance premium tax credit repayment. Attach Form 8962	2	
3	Add lines 1 and 2. Enter here and on Form 1040, 1040-SR, or 1040-NR, line 17	3	

Part II Other Taxes

4	Self-employment tax. Attach Schedule SE	4	
5	Social security and Medicare tax on unreported tip income. Attach Form 4137	5	
6	Uncollected social security and Medicare tax on wages. Attach Form 8919	6	
7	Total additional social security and Medicare tax. Add lines 5 and 6	7	
8	Additional tax on IRAs or other tax-favored accounts. Attach Form 5329 if required. If not required, check here <input type="checkbox"/>	8	
9	Household employment taxes. Attach Schedule H	9	
10	Repayment of first-time homebuyer credit. Attach Form 5405 if required	10	
11	Additional Medicare Tax. Attach Form 8959	11	296.
12	Net investment income tax. Attach Form 8960	12	
13	Uncollected social security and Medicare or RRTA tax on tips or group-term life insurance from Form W-2, box 12	13	
14	Interest on tax due on installment income from the sale of certain residential lots and timeshares	14	
15	Interest on the deferred tax on gain from certain installment sales with a sales price over \$150,000	15	
16	Recapture of low-income housing credit. Attach Form 8611	16	

(continued on page 2)

Part II Other Taxes *(continued)*

17	Other additional taxes:		
a	Recapture of other credits. List type, form number, and amount: _____	17a	
b	Recapture of federal mortgage subsidy, if you sold your home see instructions	17b	
c	Additional tax on HSA distributions. Attach Form 8889	17c	
d	Additional tax on an HSA because you didn't remain an eligible individual. Attach Form 8889	17d	
e	Additional tax on Archer MSA distributions. Attach Form 8853	17e	
f	Additional tax on Medicare Advantage MSA distributions. Attach Form 8853	17f	
g	Recapture of a charitable contribution deduction related to a fractional interest in tangible personal property	17g	
h	Income you received from a nonqualified deferred compensation plan that fails to meet the requirements of section 409A	17h	
i	Compensation you received from a nonqualified deferred compensation plan described in section 457A	17i	
j	Section 72(m)(5) excess benefits tax	17j	
k	Golden parachute payments	17k	
l	Tax on accumulation distribution of trusts	17l	
m	Excise tax on insider stock compensation from an expatriated corporation	17m	
n	Look-back interest under section 167(g) or 460(b) from Form 8697 or 8866	17n	
o	Tax on non-effectively connected income for any part of the year you were a nonresident alien from Form 1040-NR	17o	
p	Any interest from Form 8621, line 16f, relating to distributions from, and dispositions of, stock of a section 1291 fund	17p	
q	Any interest from Form 8621, line 24	17q	
z	Any other taxes. List type and amount: _____	17z	
18	Total additional taxes. Add lines 17a through 17z		18
19	Reserved for future use		19
20	Section 965 net tax liability installment from Form 965-A	20	
21	Add lines 4, 7 through 16, and 18. These are your total other taxes . Enter here and on Form 1040 or 1040-SR, line 23, or Form 1040-NR, line 23b		21
			296.

SCHEDULE C (Form 1040)

Profit or Loss From Business (Sole Proprietorship)

OMB No. 1545-0074

2023

Attachment Sequence No. 09

Department of the Treasury Internal Revenue Service

Attach to Form 1040, 1040-SR, 1040-SS, 1040-NR, or 1041; partnerships must generally file Form 1065. Go to www.irs.gov/ScheduleC for instructions and the latest information.

Name of proprietor: ZAID S KHAN. Social security number (SSN): 859-62-5821. Principal business: SOFTWARE SERVICE. Business name: SOFTWARE SERVICE. Business address: LANDMARK LN, FAIR LAWN, NJ 07410. Accounting method: (1) X Cash. Did you materially participate? X Yes.

Part I Income

Table with 7 rows for income calculation. Line 1: Gross receipts or sales. Line 2: Returns and allowances. Line 3: Subtract line 2 from line 1. Line 4: Cost of goods sold. Line 5: Gross profit. Line 6: Other income. Line 7: Gross income.

Part II Expenses. Enter expenses for business use of your home only on line 30.

Table with 32 rows for expense calculation. Lines 8-17: Advertising, Car and truck, Commissions, Contract labor, Depletion, Depreciation, Employee benefit, Insurance, Interest, Legal services. Lines 18-27: Office expense, Pension, Rent, Repairs, Supplies, Taxes, Travel, Utilities, Wages, Other expenses. Line 28: Total expenses. Line 29: Tentative profit or loss. Line 30: Expenses for business use of home. Line 31: Net profit or loss. Line 32: Investment risk.

Part III Cost of Goods Sold (see instructions)

33	Method(s) used to value closing inventory: a <input type="checkbox"/> Cost b <input type="checkbox"/> Lower of cost or market c <input type="checkbox"/> Other (attach explanation)	
34	Was there any change in determining quantities, costs, or valuations between opening and closing inventory? If "Yes," attach explanation	<input type="checkbox"/> Yes <input type="checkbox"/> No
35	Inventory at beginning of year. If different from last year's closing inventory, attach explanation . . .	35
36	Purchases less cost of items withdrawn for personal use	36
37	Cost of labor. Do not include any amounts paid to yourself	37
38	Materials and supplies	38
39	Other costs	39
40	Add lines 35 through 39	40
41	Inventory at end of year	41
42	Cost of goods sold. Subtract line 41 from line 40. Enter the result here and on line 4	42

Part IV Information on Your Vehicle. Complete this part **only** if you are claiming car or truck expenses on line 9 and are not required to file Form 4562 for this business. See the instructions for line 13 to find out if you must file Form 4562.

43	When did you place your vehicle in service for business purposes? (month/day/year) _____
44	Of the total number of miles you drove your vehicle during 2023, enter the number of miles you used your vehicle for: a Business _____ b Commuting (see instructions) _____ c Other _____
45	Was your vehicle available for personal use during off-duty hours? <input type="checkbox"/> Yes <input type="checkbox"/> No
46	Do you (or your spouse) have another vehicle available for personal use?. <input type="checkbox"/> Yes <input type="checkbox"/> No
47a	Do you have evidence to support your deduction? <input type="checkbox"/> Yes <input type="checkbox"/> No
b	If "Yes," is the evidence written? <input type="checkbox"/> Yes <input type="checkbox"/> No

Part V Other Expenses. List below business expenses not included on lines 8–26, line 27b, or line 30.

PRINTING & STATIONARY EXPENSES	3,800.
BACK OFFICE EXPENSES	5,600.
48 Total other expenses. Enter here and on line 27a	48 9,400.

Health Savings Accounts (HSAs)

Department of the Treasury
Internal Revenue Service

Attach to Form 1040, 1040-SR, or 1040-NR.
Go to www.irs.gov/Form8889 for instructions and the latest information.

2023
Attachment
Sequence No. **52**

Name(s) shown on Form 1040, 1040-SR, or 1040-NR

Social security number of HSA beneficiary.
If both spouses have HSAs, see instructions.
859-62-5821

ZAID S KHAN

Before you begin: Complete Form 8853, Archer MSAs and Long-Term Care Insurance Contracts, if required.

Part I HSA Contributions and Deduction. See the instructions before completing this part. If you are filing jointly and both you and your spouse each have separate HSAs, complete a separate Part I for each spouse.

1	Check the box to indicate your coverage under a high-deductible health plan (HDHP) during 2023. See instructions		<input type="checkbox"/> Self-only <input checked="" type="checkbox"/> Family
2	HSA contributions you made for 2023 (or those made on your behalf), including those made by the unextended due date of your tax return that were for 2023. Do not include employer contributions, contributions through a cafeteria plan, or rollovers. See instructions	2	0.
3	If you were under age 55 at the end of 2023 and, on the first day of every month during 2023, you were, or were considered, an eligible individual with the same coverage, enter \$3,850 (\$7,750 for family coverage). All others , see the instructions for the amount to enter	3	7,750.
4	Enter the amount you and your employer contributed to your Archer MSAs for 2023 from Form 8853, lines 1 and 2. If you or your spouse had family coverage under an HDHP at any time during 2023, also include any amount contributed to your spouse's Archer MSAs	4	0.
5	Subtract line 4 from line 3. If zero or less, enter -0-	5	7,750.
6	Enter the amount from line 5. But if you and your spouse each have separate HSAs and had family coverage under an HDHP at any time during 2023, see the instructions for the amount to enter	6	7,750.
7	If you were age 55 or older at the end of 2023, married, and you or your spouse had family coverage under an HDHP at any time during 2023, enter your additional contribution amount. See instructions	7	
8	Add lines 6 and 7	8	7,750.
9	Employer contributions made to your HSAs for 2023	9	7,300.
10	Qualified HSA funding distributions	10	
11	Add lines 9 and 10	11	7,300.
12	Subtract line 11 from line 8. If zero or less, enter -0-	12	450.
13	HSA deduction. Enter the smaller of line 2 or line 12 here and on Schedule 1 (Form 1040), Part II, line 13 Caution: If line 2 is more than line 13, you may have to pay an additional tax. See instructions.	13	0.

Part II HSA Distributions. If you are filing jointly and both you and your spouse each have separate HSAs, complete a separate Part II for each spouse.

14a	Total distributions you received in 2023 from all HSAs (see instructions)	14a	2,584.
b	Distributions included on line 14a that you rolled over to another HSA. Also include any excess contributions (and the earnings on those excess contributions) included on line 14a that were withdrawn by the due date of your return. See instructions	14b	
c	Subtract line 14b from line 14a	14c	2,584.
15	Qualified medical expenses paid using HSA distributions (see instructions)	15	2,584.
16	Taxable HSA distributions. Subtract line 15 from line 14c. If zero or less, enter -0-. Also, include this amount in the total on Schedule 1 (Form 1040), Part I, line 8f	16	0.
17a	If any of the distributions included on line 16 meet any of the Exceptions to the Additional 20% Tax (see instructions), check here <input type="checkbox"/>		
b	Additional 20% tax (see instructions). Enter 20% (0.20) of the distributions included on line 16 that are subject to the additional 20% tax. Also, include this amount in the total on Schedule 2 (Form 1040), Part II, line 17c	17b	

Part III Income and Additional Tax for Failure To Maintain HDHP Coverage. See the instructions before completing this part. If you are filing jointly and both you and your spouse each have separate HSAs, complete a separate Part III for each spouse.

18	Last-month rule	18	
19	Qualified HSA funding distribution	19	
20	Total income. Add lines 18 and 19. Include this amount on Schedule 1 (Form 1040), Part I, line 8f	20	
21	Additional tax. Multiply line 20 by 10% (0.10). Include this amount in the total on Schedule 2 (Form 1040), Part II, line 17d	21	

Additional Medicare Tax

If any line does not apply to you, leave it blank. See separate instructions.
 Attach to Form 1040, 1040-SR, 1040-NR, or 1040-SS.
 Go to www.irs.gov/Form8959 for instructions and the latest information.

Name(s) shown on return

ZAID S KHAN

Your social security number

859-62-5821

Part I Additional Medicare Tax on Medicare Wages

1 Medicare wages and tips from Form W-2, box 5. If you have more than one Form W-2, enter the total of the amounts from box 5	1	157,881.		
2 Unreported tips from Form 4137, line 6	2			
3 Wages from Form 8919, line 6	3			
4 Add lines 1 through 3	4	157,881.		
5 Enter the following amount for your filing status:				
Married filing jointly \$250,000				
Married filing separately \$125,000				
Single, Head of household, or Qualifying surviving spouse \$200,000	5	125,000.		
6 Subtract line 5 from line 4. If zero or less, enter -0-	6			32,881.
7 Additional Medicare Tax on Medicare wages. Multiply line 6 by 0.9% (0.009). Enter here and go to Part II	7			296.

Part II Additional Medicare Tax on Self-Employment Income

8 Self-employment income from Schedule SE (Form 1040), Part I, line 6. If you had a loss, enter -0-	8			
9 Enter the following amount for your filing status:				
Married filing jointly \$250,000				
Married filing separately \$125,000				
Single, Head of household, or Qualifying surviving spouse \$200,000	9			
10 Enter the amount from line 4	10			
11 Subtract line 10 from line 9. If zero or less, enter -0-	11			
12 Subtract line 11 from line 8. If zero or less, enter -0-	12			
13 Additional Medicare Tax on self-employment income. Multiply line 12 by 0.9% (0.009). Enter here and go to Part III	13			

Part III Additional Medicare Tax on Railroad Retirement Tax Act (RRTA) Compensation

14 Railroad retirement (RRTA) compensation and tips from Form(s) W-2, box 14 (see instructions)	14			
15 Enter the following amount for your filing status:				
Married filing jointly \$250,000				
Married filing separately \$125,000				
Single, Head of household, or Qualifying surviving spouse \$200,000	15			
16 Subtract line 15 from line 14. If zero or less, enter -0-	16			
17 Additional Medicare Tax on railroad retirement (RRTA) compensation. Multiply line 16 by 0.9% (0.009). Enter here and go to Part IV	17			

Part IV Total Additional Medicare Tax


18 Add lines 7, 13, and 17. Also include this amount on Schedule 2 (Form 1040), line 11 (Form 1040-SS filers, see instructions), and go to Part V	18			296.
--	-----------	--	--	------

Part V Withholding Reconciliation

19 Medicare tax withheld from Form W-2, box 6. If you have more than one Form W-2, enter the total of the amounts from box 6	19	2,289.		
20 Enter the amount from line 1	20	157,881.		
21 Multiply line 20 by 1.45% (0.0145). This is your regular Medicare tax withholding on Medicare wages	21	2,289.		
22 Subtract line 21 from line 19. If zero or less, enter -0-. This is your Additional Medicare Tax withholding on Medicare wages	22			0.
23 Additional Medicare Tax withholding on railroad retirement (RRTA) compensation from Form W-2, box 14 (see instructions)	23			
24 Total Additional Medicare Tax withholding. Add lines 22 and 23. Also include this amount with federal income tax withholding on Form 1040, 1040-SR, or 1040-NR, line 25c (Form 1040-SS filers, see instructions)	24			0.

Additional Information From 2023 Federal Tax Return**Schedule C (SOFTWARE SERVICE): Profit or Loss from Business****Line 25****Itemization Statement**

Description	Amount
MOBILE(12*\$50 P.M)	600.
INTERNET (12*\$45 P.M)	540.
Total	1,140.



2024 NJ-1040-ES-V PAYMENT VOUCHER

0120101010

Payment by Credit Card

You may pay your 2023 New Jersey income taxes or make payment of estimated tax for 2024 by credit card by visiting the Division's website at nj.gov/taxation.

Payment by E-Check

You may pay your 2023 New Jersey income taxes or make a payment of estimated tax for 2024 by e-check. This option is available on the Division's Website at: nj.gov/taxation. Taxpayers who do not have access to the Internet can make a payment by calling the Division's Customer Service Call Center at 609-292-6400. Do not use the payment voucher if you pay your taxes by e-check.

Payment by Check

If you are paying your 2024 New Jersey estimated income taxes by check, be sure to enclose the payment voucher printed below with your check or money order and mail to: State of New Jersey, Division of Taxation, Revenue Processing Center, PO Box 222, Trenton, NJ 08646-0222.

If you are married/civil union couple, filing jointly, be sure that the Social Security number which is first on this payment voucher is the Social Security number on your check and is listed first when filing your Income Tax return.

DO NOT CUT THIS PAGE

New Jersey Gross Income Tax Declaration of Estimated Tax Voucher NJ-1040-ES-V

859-62-5821 KHAN KHAN ZAID S LANDMARK LN FAIR LAWN NJ 07410

1555 2024

Calendar Year - Due Voucher April 15, 2024 1

Make check payable to "State of New Jersey - TGI". Write your Social Security number and tax year on your check.

Indicate the return for which payment is being made by checking the appropriate box:

State of New Jersey Division of Taxation Revenue Processing Center PO Box 222 Trenton, NJ 08646-0222


R X NJ-1040 N NJ-1040NR NJ-1080-C F NJ-1041 NJ-1041SB

Enter amount of payment here:

228.00



012018596258210007KHAN2412060000022800



2024 NJ-1040-ES-V PAYMENT VOUCHER

0120101010

Payment by Credit Card

You may pay your 2023 New Jersey income taxes or make payment of estimated tax for 2024 by credit card by visiting the Division's website at nj.gov/taxation.

Payment by E-Check

You may pay your 2023 New Jersey income taxes or make a payment of estimated tax for 2024 by e-check. This option is available on the Division's Website at: nj.gov/taxation. Taxpayers who do not have access to the Internet can make a payment by calling the Division's Customer Service Call Center at 609-292-6400. Do not use the payment voucher if you pay your taxes by e-check.

Payment by Check

If you are paying your 2024 New Jersey estimated income taxes by check, be sure to enclose the payment voucher printed below with your check or money order and mail to: State of New Jersey, Division of Taxation, Revenue Processing Center, PO Box 222, Trenton, NJ 08646-0222.

If you are married/civil union couple, filing jointly, be sure that the Social Security number which is first on this payment voucher is the Social Security number on your check and is listed first when filing your Income Tax return.

DO NOT CUT THIS PAGE

New Jersey Gross Income Tax Declaration of Estimated Tax Voucher NJ-1040-ES-V

859-62-5821 KHAN KHAN ZAID S LANDMARK LN FAIR LAWN NJ 07410

1555 2024

Calendar Year - Due Voucher June 17, 2024 2

Make check payable to "State of New Jersey - TGI". Write your Social Security number and tax year on your check.

Indicate the return for which payment is being made by checking the appropriate box:

State of New Jersey Division of Taxation Revenue Processing Center PO Box 222 Trenton, NJ 08646-0222


R X NJ-1040 N NJ-1040NR NJ-1080-C F NJ-1041 NJ-1041SB

Enter amount of payment here:

228.00



012018596258210007KHAN2412060000022800



0120101010

2024 NJ-1040-ES-V PAYMENT VOUCHER

Payment by Credit Card

You may pay your 2023 New Jersey income taxes or make payment of estimated tax for 2024 by credit card by visiting the Division's website at nj.gov/taxation.

Payment by E-Check

You may pay your 2023 New Jersey income taxes or make a payment of estimated tax for 2024 by e-check. This option is available on the Division's Website at: nj.gov/taxation. Taxpayers who do not have access to the Internet can make a payment by calling the Division's Customer Service Call Center at 609-292-6400. **Do not use the payment voucher if you pay your taxes by e-check.**

Payment by Check

If you are paying your 2024 New Jersey estimated income taxes by check, be sure to enclose the payment voucher printed below with your check or money order and mail to: State of New Jersey, Division of Taxation, Revenue Processing Center, PO Box 222, Trenton, NJ 08646-0222.

If you are married/civil union couple, filing jointly, be sure that the Social Security number which is first on this payment voucher is the Social Security number on your check and is listed first when filing your Income Tax return.

DO NOT CUT THIS PAGE

New Jersey Gross Income Tax
Declaration of Estimated Tax Voucher
NJ-1040-ES-V

859-62-5821 KHAN
KHAN ZAID S
LANDMARK LN
FAIR LAWN NJ 07410

1555 2024

Calendar Year - Due Voucher

September 16, 2024 **3**

Make check payable to "State of New Jersey - TGI".
Write your Social Security number and tax year on your check.

Indicate the return for which payment is being made by checking the appropriate box:

State of New Jersey
Division of Taxation
Revenue Processing Center
PO Box 222
Trenton, NJ 08646-0222


R NJ-1040 N NJ-1040NR NJ-1041
 NJ-1080-C F NJ-1041SB

Enter amount of payment here:

228.00



012018596258210007KHAN2412060000022800



0120101010

2024 NJ-1040-ES-V PAYMENT VOUCHER

Payment by Credit Card

You may pay your 2023 New Jersey income taxes or make payment of estimated tax for 2024 by credit card by visiting the Division's website at nj.gov/taxation.

Payment by E-Check

You may pay your 2023 New Jersey income taxes or make a payment of estimated tax for 2024 by e-check. This option is available on the Division's Website at: nj.gov/taxation. Taxpayers who do not have access to the Internet can make a payment by calling the Division's Customer Service Call Center at 609-292-6400. **Do not use the payment voucher if you pay your taxes by e-check.**

Payment by Check

If you are paying your 2024 New Jersey estimated income taxes by check, be sure to enclose the payment voucher printed below with your check or money order and mail to: State of New Jersey, Division of Taxation, Revenue Processing Center, PO Box 222, Trenton, NJ 08646-0222.

If you are married/civil union couple, filing jointly, be sure that the Social Security number which is first on this payment voucher is the Social Security number on your check and is listed first when filing your Income Tax return.

DO NOT CUT THIS PAGE

New Jersey Gross Income Tax
Declaration of Estimated Tax Voucher
NJ-1040-ES-V

859-62-5821 KHAN
KHAN ZAID S
LANDMARK LN
FAIR LAWN NJ 07410

1555 2024

Calendar Year - Due Voucher
January 15, 2025 **4**

Make check payable to "State of New Jersey - TGI".
Write your Social Security number and tax year on your check.

Indicate the return for which payment is being made by checking the appropriate box:

State of New Jersey
Division of Taxation
Revenue Processing Center
PO Box 222
Trenton, NJ 08646-0222


R NJ-1040 N NJ-1040NR NJ-1041
 NJ-1080-C F NJ-1041SB

Enter amount of payment here:

228.00



012018596258210007KHAN2412060000022800



0130201010

2023 NJ-1040-V PAYMENT VOUCHER

Payment by Credit Card

You may pay your 2023 New Jersey income taxes or make payment of estimated tax for 2024 by credit card by visiting the Division's website at nj.gov/taxation.

Payment by E-Check

You may pay your 2023 New Jersey income taxes or make a payment of estimated tax for 2024 by e-check. This option is available on the Division's Website at: nj.gov/taxation. Taxpayers who do not have access to the Internet can make a payment by calling the Division's Customer Service Call Center at 609-292-6400. **Do not use the payment voucher if you pay your taxes by e-check.**

Payment by Check

If you are paying your 2023 New Jersey income taxes, with your return, by check, be sure to enclose the payment voucher printed below with your check or money order. Mail to: State of New Jersey, Division of Taxation, Revenue Processing Center, PO Box 111, Trenton, NJ 08645-0111.

If you are paying your 2023 New Jersey income taxes, separate from your return, by check, be sure to enclose the payment voucher printed below with your check or money order. Mail to: State of New Jersey, Division of Taxation, Revenue Processing Center, PO Box 643, Trenton, NJ 08646-0643.

If you are making your first installment payment of estimated tax for 2024, use separate checks or money orders for each payment. Send your 2024 estimated tax payment with a NJ-1040-ES voucher to: State of New Jersey, Division of Taxation, Revenue Processing Center, PO Box 222, Trenton, NJ 08646-0222.

DO NOT CUT THIS PAGE

New Jersey Gross Income Tax
Resident Payment Voucher
NJ-1040-V

859-62-5821 KHAN
KHAN ZAID S
LANDMARK LN
FAIR LAWN NJ 07410

1555 2023

Make your check payable to "State of New Jersey – TGI".
Write your Social Security number and tax year on your check.

State of New Jersey
Division of Taxation
Revenue Processing Center
PO Box 643
Trenton, NJ 08646-0643

Enter amount of payment here:

909.00




2023 NJ-1040
New Jersey Resident Income Tax Return

For Privacy Act Notification, See Instructions

1555

NJ-1040
2023
Page 1



040MP01230

Your Social Security Number (required)
859625821

Last Name, First Name, Initial (Joint Filers enter first name and middle initial of each. Enter spouse's/CU partner's last name ONLY if different.)
KHAN ZAID S

Spouse's/CU Partner's SSN (if filing jointly)
761569008

County/Municipality Code (See Table page 50)
0217

Home Address (Number and Street, including apartment number)
LANDMARK LN

City, Town, Post Office State ZIP Code
FAIR LAWN NJ 07410

Driver's License Number (Voluntary) (See instructions)

- Federal extension filed.
- The address above is a foreign address.
- Your address has changed.
- Death certificate is enclosed.
- Do not want a paper form next year.
- I authorize the Division of Taxation to discuss my return and enclosures with my preparer.
- NJ-1040-O is enclosed.


Gubernatorial Elections Fund Note: This does not reduce your refund or increase your balance due.

Do you want to designate \$1 to the Gubernatorial Elections Fund?	You	Yes	No
If joint return, does your spouse want to designate \$1?	Spouse/CU Partner	Yes	No

Direct Deposit Information

dd1. Direct deposit indicator (1 for direct deposit, 4 for no direct deposit)	dd1.	4
dd2. Account type (C for checking, S for savings)	dd2.	
dd3. Fill in the checkbox if the direct deposit is going to an account outside the United States	dd3.	
dd4. Routing number	dd4.	
dd5. Account number	dd5.	





Name(s) as shown on Form NJ-1040
KHAN ZAID S

Your Social Security Number
859625821

1555

Part-year residents, provide months/days you were a New Jersey resident during 2023:
From: To:

Fiscal year filers only:
Enter month of your year end 2 0 2 4

Filing Status
Fill in only one.

- 1. Single
 - 2. Married/CU Couple, filing joint return
 - 3. Married/CU Partner, filing separate return
 - 4. Head of Household
 - 5. Qualifying Widow(er)/Surviving CU Partner
- Indicate the year of your spouse's/CU partner's death: 2021 2022

761569008
Enter spouse's/CU partner's SSN


Exemptions

Fill in the ovals that apply. You must enter a total in the boxes to the right and complete the calculation.

6. Regular	<input checked="" type="checkbox"/>	Self	Spouse/CU Partner	Domestic Partner	1	x \$1,000 =	<u>1000</u>
7. Senior 65+ (Born in 1958 or earlier)		Self	Spouse/CU Partner			x \$1,000 =	_____
8. Blind/Disabled		Self	Spouse/CU Partner			x \$1,000 =	_____
9. Veteran		Self	Spouse/CU Partner			x \$6,000 =	_____
10. Qualified Dependent Children						x \$1,500 =	_____
11. Other Dependents						x \$1,500 =	_____
12. Dependents Attending Colleges (See instructions)						x \$1,000 =	_____
13. Total Exemption Amount (Add totals from the lines at 6 through 12)						13.	<u>1000</u> .

14. Dependent Information. Provide the following information for each dependent.

	Last Name, First Name, Middle Initial	Social Security Number	Birth Year	No Health Insurance
a.	_____			
b.	_____			
c.	_____			
d.	_____			



040MP03230

Name(s) as shown on Form NJ-1040
KHAN ZAID S

Your Social Security Number
859625821

1555

15.	Wages, salaries, tips, and other employee compensation (State wages from Box 16 of enclosed W-2(s)) (See instructions)	15.	155455	.
16a.	Taxable interest income (Enclose federal Schedule B if over \$1,500) (See instructions)	16a.	.	.
16b.	Tax-exempt interest income (Enclose Schedule) (See instructions) Do not include on line 16a	16b.	.	.
17.	Dividends	17.	.	.
18.	Net profits from business (Schedule NJ-BUS-1, Part I, line 4) (Enclose federal Schedule C)	18.	.	.
19.	Net gains or income from disposition of property (Schedule NJ-DOP, line 4)	19.	.	.
20a.	Taxable pensions, annuities, and IRA distributions/withdrawals (See instructions)	20a.	.	.
20b.	Excludable pension, annuity, and IRA distributions/withdrawals	20b.	.	.
21.	Distributive Share of Partnership Income (Schedule NJ-BUS-1, Part II, line 4) (Enclose Schedule NJK-1 or federal Schedule K-1)	21.	.	.
22.	Net pro rata share of S Corporation Income (Schedule NJ-BUS-1, Part III, line 4) (Enclose Schedule NJ-K-1 or federal Schedule K-1)	22.	.	.
23.	Net gains or income from rents, royalties, patents, and copyrights (Schedule NJ-BUS-1, Part IV, line 4)	23.	.	.
24.	Net gambling winnings (See instructions)	24.	.	.
25.	Alimony and separate maintenance payments received	25.	.	.
26.	Other (Enclose documents) (See instructions)	26.	.	.
27.	Total Income (Add lines 15, 16a, 17 through 20a, and 21 through 26)	27.	155455	.
28a.	Pension/Retirement Exclusion (See instructions)	28a.	.	.
28b.	Other Retirement Income Exclusion (See Worksheet D and instructions pages 19-20)	28b.	.	.
28c.	Total Exclusion Amount (Add lines 28a and 28b)	28c.	.	.
29.	New Jersey Gross Income (Subtract line 28c from line 27) (See instructions)	29.	155455	.
30.	Exemption Amount (Enter amount from line 13. Part-year residents see instr.)	30.	1000	.
31.	Medical Expenses (See Worksheet F and instructions)	31.	.	.
32.	Alimony and separate maintenance payments (See instructions)	32.	.	.
33.	Qualified Conservation Contribution	33.	.	.
34.	Health Enterprise Zone Deduction	34.	.	.
35.	Alternative Business Calculation Adjustment (Schedule NJ-BUS-2, line 11)	35.	0	.
36.	Organ/Bone Marrow Donation Deduction (See instructions)	36.	.	.
37a.	NJBEST Deduction	37a.	.	.
37b.	NJCLASS Deduction	37b.	.	.
37c.	NJ Higher Ed. Tuition Deduction	37c.	.	.
38.	Total Exemptions and Deductions (Add lines 30 through 37c)	38.	1000	.
39.	Taxable Income (Subtract line 38 from line 29)	39.	154455	.
40a.	Total Property Taxes (18% of Rent) Paid (See instructions page 25)	40a.	3950	.
40b.	Indicate your residency status during 2023 (fill in only one)	Homeowner	Tenant	Both
41.	Property Tax Deduction (From Worksheet H) (See instructions)	41.	3950	.
42.	New Jersey Taxable Income (Subtract line 41 from line 39)	42.	150505	.
43.	Tax on amount on line 42 (Tax Table page 52)	43.	7461	.
44.	Credit For Income Taxes Paid to Other Jurisdictions (Enclose Schedule NJ-COJ) (See instructions)	44.	.	.
	Enter Code			
45.	Balance of Tax (Subtract line 44 from line 43)	45.	7461	.
46.	Sheltered Workshop Tax Credit	46.	.	.
47.	Gold Star Family Counseling Credit (See instructions)	47.	.	.
48.	Credit for Employer of Organ/Bone Marrow Donor (See instructions)	48.	.	.
49.	Total Credits (Add lines 46 through 48)	49.	.	.
50.	Balance of Tax After Credits (Subtract line 49 from line 45) If zero or less, make no entry	50.	7461	.
51.	Use Tax Due on Internet, Mail-Order, or Other Out-of-State Purchases (See instructions) If no Use Tax, enter 0	51.	0	.
52.	Interest on Underpayment of Estimated Tax	52.	.	.
	Fill in if Form NJ-2210 is enclosed			
53a.	Fill in if anyone in your tax household does not currently have health insurance. (Enclose NJ-EZ Enroll form) (See instructions)	53a.	.	.



Name(s) as shown on Form NJ-1040
KHAN ZAID S

Your Social Security Number
859625821

1555

53b. If you indicated at line 53a that someone in your tax household does not have health insurance, fill in to allow Get Covered New Jersey to assist with obtaining coverage (See instructions)	53b.	
53c. Shared Responsibility Payment (See instructions) REQUIRED Enclose Schedule NJ-HCC and fill in X	53c.	0
54. Total Tax Due (Add lines 50 through 53c)	54.	7461
55. Total NJ Income Tax Withheld (Enclose Forms W-2 and 1099) (Part-year residents, see instructions)	55.	6552
56. Property Tax Credit (See instructions page 24)	56.	.
57. New Jersey Estimated Tax Payments/Credit from 2022 tax return	57.	.
58. New Jersey Earned Income Tax Credit (See instructions) Fill in if you had the IRS calculate your federal earned income credit Fill in if you are a CU couple claiming the NJ Earned Income Tax Credit	58.	.
59. Excess New Jersey UI/WF/SWF Withheld (Enclose Form NJ-2450) (See instructions)	59.	.
60. Excess New Jersey Disability Insurance Withheld (Enclose Form NJ-2450) (See instructions)	60.	.
61. Excess New Jersey Family Leave Insurance Withheld (Enclose Form NJ-2450) (See instructions)	61.	.
62. Wounded Warrior Caregivers Credit (See instructions)	62.	.
63. Pass-Through Business Alternative Income Tax Credit (See instructions)	63.	.
64. Child and Dependent Care Credit (See instructions) Fill in if you are a CU couple claiming the Child and Dependent Care Credit	64.	.
65. New Jersey Child Tax Credit (See instructions) Number of dependents age 5 or younger on 12/31/2023	65.	.
66. Total Withholdings, Credits, and Payments (Add lines 55 through 65)	66.	6552
67. If line 66 is less than line 54, you have tax due. Subtract line 66 from line 54 and enter the amount you owe If you owe tax, you can still make a donation on lines 70 through 77.	67.	909
68. If the total on line 66 is more than line 54, you have an overpayment. Subtract line 54 from line 66 and enter the overpayment	68.	.
69. Amount from line 68 you want to credit to your 2024 tax	69.	.
70. Contribution to N.J. Endangered Wildlife Fund	70.	.
71. Contribution to N.J. Children's Trust Fund to Prevent Child Abuse	71.	.
72. Contribution to N.J. Vietnam Veterans' Memorial Fund	72.	.
73. Contribution to N.J. Breast Cancer Research Fund	73.	.
74. Contribution to U.S.S. New Jersey Educational Museum Fund	74.	.
75. Other Designated Contribution (See instructions) Enter Code	75.	.
76. Other Designated Contribution (See instructions) Enter Code	76.	.
77. Other Designated Contribution (See instructions) Enter Code	77.	.
78. Total Adjustments to Tax Due/Overpayment amount (Add lines 69 through 77)	78.	.
79. Balance due (If line 67 is more than zero, add line 67 and line 78)	79.	909
80. Refund amount (If line 68 is more than zero, subtract line 78 from line 68)	80.	.

Under penalties of perjury, I declare that I have examined this Income Tax return, including accompanying schedules and statements, and to the best of my knowledge and belief, it is true, correct, and complete. If prepared by a person other than the taxpayer, this declaration is based on all information of which the preparer has any knowledge.

Your Signature Date _____
Spouse's/CU Partner's Signature (required if filing jointly) Date _____

Paid Preparer's Signature **SYAM PRIYA RAM SAGAR GUPTA** Federal Identification Number **P02082703**

Firm's Name **GLOBAL TAXES LLC** Firm's Federal Employer Identification Number _____

Tax Due Address
Enclose payment along with the NJ-1040-V payment voucher and tax return. Use the labels provided with the envelope and mail to:
State of New Jersey
Division of Taxation
Revenue Processing Center - Payments
PO Box 111
Trenton, NJ 08645-0111
Include Social Security number and make check or money order payable to:
State of New Jersey - TGI
You can also make a payment on our website:
nj.gov/taxation

Refund or No Tax Due Address
Use the labels provided with the envelope and mail to:
New Jersey Division of Taxation
Revenue Processing Center - Refunds
PO Box 555
Trenton, NJ 08647-0555

Name(s) as shown on Form NJ-1040 KHAN ZAID S	Social Security Number 859-62-5821
---	---------------------------------------

Schedule NJ-BUS-1
(Form NJ-1040)

New Jersey Gross Income Tax
Business Income Summary Schedule

2023

Part I Net Profits From Business List the net profit (loss) from business(es). See Instructions.

	Business Name	Social Security Number/ Federal EIN	Profit or (Loss)
1.	SOFTWARE SERVICE	859625821	-39,351.
2.			
3.			
4.	Net Profit or (Loss). (Add lines 1, 2, and 3.) (Enter here and on line 18, NJ-1040. If loss, make no entry on line 18.)		4. -39,351.

Part II Distributive Share of Partnership Income List the distributive share of income (loss) from partnership(s). See instructions.

	Partnership Name	Federal EIN	Share of Partnership Income or (Loss)	Share of Pass-Through Business Alternative Income Tax
1.				
2.				
3.				
4.	Distributive Share of Partnership Income or (Loss). (Add lines 1, 2, and 3.) (Enter here and on line 21, NJ-1040. If loss, make no entry on line 21.)		4.	
5.	Total Share of Pass-Through Business Alternative Income Tax (Add lines 1, 2, and 3.) (Enter here and include on line 63, NJ-1040.)		5.	

Part III Net Pro Rata Share of S Corporation Income List the pro rata share of income (usable loss) from S corporation(s). See instructions.

	S Corporation Name	Federal EIN	Pro Rata Share of S Corporation Income or (Usable Loss)	Share of Pass-Through Business Alternative Income Tax
1.				
2.				
3.				
4.	Net Pro Rata Share of S Corporation Income or (Usable Loss). (Add lines 1, 2, and 3.) (Enter here and on line 22, NJ-1040. If loss, make no entry on line 22.)		4.	
5.	Total Share of Pass-Through Business Alternative Income Tax (Add lines 1, 2, and 3.) (Enter here and include on line 63, NJ-1040)		5.	

Part IV Net Gains or Income From Rents, Royalties, Patents, and Copyrights List the net gains or net income, less net loss, derived from or in the form of rents, royalties, patents, and copyrights. See instructions.
Type of Property:
1 – Rental real estate 2 – Royalties 3 – Patents 4 – Copyrights

	Source of Income or Loss. If rental real estate, enter physical address of property.	Social Security Number/ Federal EIN	Type – Enter number from list above	Income or (Loss)
1.				
2.				
3.				
4.	Net Income or (Loss). (Add lines 1, 2, and 3.) (Enter here and on line 23, NJ-1040. If loss, make no entry on line 23.)			4.

Keep a copy of this schedule for your records

Schedule NJ-BUS-2
(Form NJ-1040)New Jersey Gross Income Tax
Alternative Business Calculation Adjustment**2023**

Part I Income (Loss)		Column A			Column B		
		Reportable Regular Business Income			Alternative Business Income (Loss)		
1.	Net Profits From Business	1a.	0.		1b.	-39,351.	
2.	Distributive Share of Partnership Income	2a.	0.		2b.	0.	
3.	Net Pro Rata Share of S Corporation Income	3a.	0.		3b.	0.	
4.	Net Gain or Income From Rents, Royalties, Patents, and Copyrights	4a.	0.		4b.	0.	
5.	Loss Carryforward From Tax Year 2022				5b.	()	
6.	Totals	6a.	0.		6b.	-39,351.	
Part II Adjustment Calculation							
7.	Total Regular Business Income	7.	0.				
8.	Total Alternative Business Income/(Loss) (If loss, enter zero)	8.	0.				
9.	Business Increment (Subtract line 8 from line 7)	9.	0.				
10.	Adjustment Percentage	10.		0.50			
11.	Alternative Business Calculation Adjustment (Line 9 x 0.50)	11.	0.				
Part III Loss Carryforward to Tax Year 2024							
12.	Loss Carryforward to Tax Year 2024				12.	(39,351.)

Instructions

- Line 1a. Enter the amount from line 18, Form NJ-1040.
- Line 1b. Enter the amount from Part I, line 4, Schedule NJ-BUS-1 (Form NJ-1040).
- Line 2a. Enter the amount from line 21, Form NJ-1040.
- Line 2b. Enter the amount from Part II, line 4, Schedule NJ-BUS-1 (Form NJ-1040).
- Line 3a. Enter the amount from line 22, Form NJ-1040.
- Line 3b. Enter the amount from Part III, line 4, Schedule NJ-BUS-1 (Form NJ-1040).
- Line 4a. Enter the amount from line 23, Form NJ-1040.
- Line 4b. Enter the amount from Part IV, line 4, Schedule NJ-BUS-1 (Form NJ-1040).
- Line 5b. Enter the amount from line 12 of your 2022 Schedule NJ-BUS-2 (Form NJ-1040).
- Line 6a. Enter the total of lines 1a through 4a.
- Line 6b. Enter the total of lines 1b through 5b, netting gains with losses.
- Line 7. Enter the amount from line 6a of this schedule.
- Line 8. Enter the amount from line 6b of this schedule. If loss, enter zero here.
- Line 9. Subtract line 8 from line 7. If the result is zero, enter zero on line 11 and continue with line 12.
- Line 10. The adjustment percentage for Tax Year 2023 is 50% (0.50).
- Line 11. Multiply the amount on line 9 by 50% (0.50). Enter here and on line 35 of Form NJ-1040.
- Line 12. If the amount on line 6b is a loss, enter the amount of the loss on this line. Otherwise, enter zero.

REQUIRED

If your income on line 29 is above the filing threshold, you **must** submit this schedule with your return.

Name(s) as shown on Form NJ-1040 KHAN ZAID S	Social Security Number 859-62-5821
---	---------------------------------------

Schedule NJ-HCC

Health Care Coverage

2023

If your income on line 29 is at or below the filing threshold (see instructions), do not complete this schedule.

Part I

Did you and, if applicable, all members of your tax household, have minimum essential health coverage for every month in 2023? (See instructions for line 53c, NJ-1040.) Part-year residents include only months as a New Jersey resident.

- Yes. You do not owe a shared responsibility payment. Fill in the oval at line 53c, NJ-1040, and enclose this schedule with your return.
- No. Continue to Part II.

If you or any member of your tax household does not **currently** have minimum essential health coverage, also complete the NJ-EZ Enroll form. (See instructions for lines 53a and 53b, NJ-1040.)

Part II

Enter the name and Social Security number for each member of your tax household. Check the box for every month each person had minimum essential health coverage or qualified for an exemption (part-year residents include only months as a New Jersey resident). If an individual qualified for an exemption, enter the exemption number. (See instructions for line 53c, NJ-1040.) If an individual has more than one exemption number, check the box. If you need more space, enclose a statement listing any additional individuals.

		Jan	Feb	Mar	Apr	May	Jun	Jul	Aug	Sep	Oct	Nov	Dec
Name	Social Security Number												
Exemption number:	<input type="text"/>	Check box if this individual has more than one exemption number <input type="checkbox"/>											

		Jan	Feb	Mar	Apr	May	Jun	Jul	Aug	Sep	Oct	Nov	Dec
Name	Social Security Number												
Exemption number:	<input type="text"/>	Check box if this individual has more than one exemption number <input type="checkbox"/>											

		Jan	Feb	Mar	Apr	May	Jun	Jul	Aug	Sep	Oct	Nov	Dec
Name	Social Security Number												
Exemption number:	<input type="text"/>	Check box if this individual has more than one exemption number <input type="checkbox"/>											

		Jan	Feb	Mar	Apr	May	Jun	Jul	Aug	Sep	Oct	Nov	Dec
Name	Social Security Number												
Exemption number:	<input type="text"/>	Check box if this individual has more than one exemption number <input type="checkbox"/>											

		Jan	Feb	Mar	Apr	May	Jun	Jul	Aug	Sep	Oct	Nov	Dec
Name	Social Security Number												
Exemption number:	<input type="text"/>	Check box if this individual has more than one exemption number <input type="checkbox"/>											