

# Gain / Loss report

Srikrishna Tripuraneni | 8ac9bc93-9365-5167-a059-cb5a545f2e51 | tsri187@gmail.com

## About report

This report includes all taxable activity on Coinbase with realized gains or losses. For US customers, Sells and Converts are taxable events that realize gains. This report does not include taxable events like Staking or Coinbase Earn that result in income. Note that this report is provided for informational purposes only, and you are responsible for confirming the accuracy and completeness of the information set forth in the report. For final tax obligations, please consult your tax advisor.

## Summary

Cost Basis Method: **HIFO**

Data source	Long-term	Short-term	Total Gain/Loss
Coinbase	-\$2,181.39	None	-\$2,181.39
<b>Total</b>	<b>-\$2,181.39</b>	<b>None</b>	<b>-\$2,181.39</b>

## Report legend

### Short-term

The tax you pay on capital gains or losses depends on how long you hold the asset. If you hold an asset for 1 year or less, you pay the short term capital gains tax rate.

### Long-term

The tax you pay on capital gains or losses depends on how long you hold the asset. If you hold an asset for 1 year and 1 day, or longer, you pay the long term capital gains tax rate.

### Proceeds


The amount of money you received when you sold your cryptocurrency. If you received USD in exchange for your cryptocurrency then the cash you received is your proceeds. If you exchanged one cryptocurrency for another it will be the dollar value of the crypto you received.

### Cost-basis method

You can change your cost-basis method by accessing the Settings page. For futures, the cost-basis method is fixed to FIFO (First in, first out). The method currently displayed is based on your account's default setting.


## Data source: Coinbase

These are taxable transactions incurring realized gains or losses where Coinbase all relevant data points.

Date Sold	Event	Amount	Proceeds	Cost Basis	Long Term	Short Term	Total Gain/Loss
08/24/2023	 Sold ETH	0.89836694	\$1,451.58	\$2,647.25	-\$1,195.67	None	-\$1,195.67


### Date Acquired (Tax Lots)

05/05/2022	0.349238 ETH	\$564.30	\$1,000.00	-\$435.70	None
01/22/2022	0.20464263 ETH	\$330.66	\$500.00	-\$169.34	None
01/20/2022	0.1667808 ETH	\$269.48	\$500.00	-\$230.52	None
05/06/2022	0.0014562850532364 ETH	\$2.35	\$4.00	-\$1.65	None
12/29/2021	0.12674727 ETH	\$204.80	\$500.00	-\$295.20	None
05/09/2022	0.0177590749467636 ETH	\$28.70	\$43.25	-\$14.55	None
01/08/2022	0.03174288 ETH	\$51.29	\$100.00	-\$48.71	None

Date Sold	Event	Amount	Proceeds	Cost Basis	Long Term	Short Term	Total Gain/Loss
09/08/2023	 Sold ETH	0.62042961	\$985.10	\$1,378.48	-\$393.38	None	-\$393.38


### Date Acquired (Tax Lots)

05/11/2022	0.22625196 ETH	\$359.24	\$500.00	-\$140.76	None
05/31/2022	0.2066116949467636 ETH	\$328.05	\$421.73	-\$93.68	None
05/09/2022	0.1875659550532364 ETH	\$297.81	\$456.75	-\$158.94	None

Date Sold	Event	Amount	Proceeds	Cost Basis	Long Term	Short Term	Total Gain/Loss
09/11/2023	 Sold ETH	0.57773885	\$875.35	\$1,078.27	-\$202.92	None	-\$202.92

**Date Acquired (Tax Lots)**

06/01/2022	0.5393923449467636 ETH	\$817.25	\$1,000.00	-\$182.75	None
05/31/2022	0.0383465050532364 ETH	\$58.10	\$78.27	-\$20.17	None

Date Sold	Event	Amount	Proceeds	Cost Basis	Long Term	Short Term	Total Gain/Loss
09/11/2023	 Sold BTC	0.0250829	\$615.58	\$1,005.00	-\$389.42	None	-\$389.42

**Date Acquired (Tax Lots)**

01/22/2022	0.01389646 BTC	\$341.04	\$500.00	-\$158.96	None
04/21/2021	0.0000923 BTC	\$2.27	\$5.00	-\$2.74	None
01/06/2022	0.01109414 BTC	\$272.27	\$500.00	-\$227.73	None