

IRS e-file Signature Authorization

▶ ERO must obtain and retain completed Form 8879.
▶ Go to www.irs.gov/Form8879 for the latest information.

Submission Identification Number (SID) ▶

Taxpayer's name PRAVEENKUMAR KOGILA	Social security number 282-41-7168
Spouse's name SRILATHA AKUNURI	Spouse's social security number 990-91-1254

Part I Tax Return Information – Tax Year Ending December 31, 2023 (Enter year you are authorizing.)

Enter whole dollars only on lines 1 through 5.

Note: Form 1040-SS filers use line 4 only. Leave lines 1, 2, 3, and 5 blank.

1	Adjusted gross income	1	54,414.
2	Total tax	2	2,767.
3	Federal income tax withheld from Form(s) W-2 and Form(s) 1099	3	5,304.
4	Amount you want refunded to you	4	2,706.
5	Amount you owe	5	

Part II Taxpayer Declaration and Signature Authorization (Be sure you get and keep a copy of your return)

Under penalties of perjury, I declare that I have examined a copy of the income tax return (original or amended) I am now authorizing, and to the best of my knowledge and belief, it is true, correct, and complete. I further declare that the amounts in Part I above are the amounts from the income tax return (original or amended) I am now authorizing. I consent to allow my intermediate service provider, transmitter, or electronic return originator (ERO) to send my return to the IRS and to receive from the IRS (a) an acknowledgement of receipt or reason for rejection of the transmission, (b) the reason for any delay in processing the return or refund, and (c) the date of any refund. If applicable, I authorize the U.S. Treasury and its designated Financial Agent to initiate an ACH electronic funds withdrawal (direct debit) entry to the financial institution account indicated in the tax preparation software for payment of my federal taxes owed on this return and/or a payment of estimated tax, and the financial institution to debit the entry to this account. This authorization is to remain in full force and effect until I notify the U.S. Treasury Financial Agent to terminate the authorization. To revoke (cancel) a payment, I must contact the U.S. Treasury Financial Agent at 1-888-353-4537. Payment cancellation requests must be received no later than 2 business days prior to the payment (settlement) date. I also authorize the financial institutions involved in the processing of the electronic payment of taxes to receive confidential information necessary to answer inquiries and resolve issues related to the payment. I further acknowledge that the personal identification number (PIN) below is my signature for the income tax return (original or amended) I am now authorizing and, if applicable, my Electronic Funds Withdrawal Consent.

Taxpayer's PIN: check one box only

- I authorize GLOBAL TAXES LLC to enter or generate my PIN

1	7	1	6	8
---	---	---	---	---

 as my signature on the income tax return (original or amended) I am now authorizing.
- I will enter my PIN as my signature on the income tax return (original or amended) I am now authorizing. Check this box **only** if you are entering your own PIN **and** your return is filed using the Practitioner PIN method. The ERO must complete Part III below.

Your signature ▶ _____ Date ▶ _____

Spouse's PIN: check one box only

- I authorize GLOBAL TAXES LLC to enter or generate my PIN

1	1	2	5	4
---	---	---	---	---

 as my signature on the income tax return (original or amended) I am now authorizing.
- I will enter my PIN as my signature on the income tax return (original or amended) I am now authorizing. Check this box **only** if you are entering your own PIN **and** your return is filed using the Practitioner PIN method. The ERO must complete Part III below.

Spouse's signature ▶ _____ Date ▶ _____

Practitioner PIN Method Returns Only—continue below

Part III Certification and Authentication – Practitioner PIN Method Only

ERO's EFIN/PIN. Enter your six-digit EFIN followed by your five-digit self-selected PIN.

2	2	2	4	9	6	0	8	2	7	1
---	---	---	---	---	---	---	---	---	---	---

Don't enter all zeros

I certify that the above numeric entry is my PIN, which is my signature for the electronic individual income tax return (original or amended) I am now authorized to file for tax year indicated above for the taxpayer(s) indicated above. I confirm that I am submitting this return in accordance with the requirements of the Practitioner PIN method and **Pub. 1345**, Handbook for Authorized IRS e-file Providers of Individual Income Tax Returns.

ERO's signature ▶ _____ Date ▶ _____

ERO Must Retain This Form – See Instructions
Don't Submit This Form to the IRS Unless Requested To Do So

For the year Jan. 1–Dec. 31, 2023, or other tax year beginning , 2023, ending , 20 See separate instructions.

Your first name and middle initial PRAVEENKUMAR Last name KOGILA Your social security number 282 41 7168

If joint return, spouse's first name and middle initial SRILATHA Last name AKUNURI Spouse's social security number 990 91 1254

Home address (number and street). If you have a P.O. box, see instructions. 216 HOPKINS AVE Apt. no. 2 Presidential Election Campaign

City, town, or post office. If you have a foreign address, also complete spaces below. JERSEY CITY State NJ ZIP code 07306 Check here if you, or your spouse if filing jointly, want \$3 to go to this fund. Checking a box below will not change your tax or refund.

Foreign country name Foreign province/state/county Foreign postal code You Spouse

Filing Status Single Married filing jointly (even if only one had income) Married filing separately (MFS) Head of household (HOH) Qualifying surviving spouse (QSS)

Digital Assets At any time during 2023, did you: (a) receive (as a reward, award, or payment for property or services); or (b) sell, exchange, or otherwise dispose of a digital asset (or a financial interest in a digital asset)? (See instructions.) Yes No

Standard Deduction Someone can claim: You as a dependent Your spouse as a dependent Spouse itemizes on a separate return or you were a dual-status alien

Age/Blindness You: Were born before January 2, 1959 Are blind Spouse: Was born before January 2, 1959 Is blind

Table with 5 columns: (1) First name, Last name, (2) Social security number, (3) Relationship to you, (4) Check the box if qualifies for (see instructions): Child tax credit, Credit for other dependents

Income table with columns 1a-1z and 1a-1z. 1a Total amount from Form(s) W-2, box 1 (see instructions) 61,165. 1b Household employee wages not reported on Form(s) W-2. 1c Tip income not reported on line 1a (see instructions). 1d Medicaid waiver payments not reported on Form(s) W-2 (see instructions). 1e Taxable dependent care benefits from Form 2441, line 26. 1f Employer-provided adoption benefits from Form 8839, line 29. 1g Wages from Form 8919, line 6. 1h Other earned income (see instructions) 0. 1i Nontaxable combat pay election (see instructions). 1z Add lines 1a through 1h 61,165.

Table with columns 2a-2b, 3a-3b, 4a-4b, 5a-5b, 6a-6b. 2a Tax-exempt interest. 2b Taxable interest. 3a Qualified dividends. 3b Ordinary dividends. 4a IRA distributions. 4b Taxable amount. 5a Pensions and annuities. 5b Taxable amount. 6a Social security benefits. 6b Taxable amount.

Table with columns 7-15. 7 Capital gain or (loss). Attach Schedule D if required. If not required, check here. 8 Additional income from Schedule 1, line 10. 9 Add lines 1z, 2b, 3b, 4b, 5b, 6b, 7, and 8. This is your total income. 10 Adjustments to income from Schedule 1, line 26. 11 Subtract line 10 from line 9. This is your adjusted gross income. 12 Standard deduction or itemized deductions (from Schedule A). 13 Qualified business income deduction from Form 8995 or Form 8995-A. 14 Add lines 12 and 13. 15 Subtract line 14 from line 11. If zero or less, enter -0-. This is your taxable income.

Table with 2 columns: Line number and Amount. Rows 16-24 under 'Tax and Credits' section.

Table with 2 columns: Line number and Amount. Rows 25-33 under 'Payments' section.

Table with 2 columns: Line number and Amount. Rows 34-36 under 'Refund' section.

Table with 2 columns: Line number and Amount. Rows 37-38 under 'Amount You Owe' section.

Third Party Designee section with checkboxes for Yes/No and fields for name, phone, and PIN.

Sign Here section with signature lines for taxpayer and spouse, and fields for occupation, date, and phone/email.

Paid Preparer Use Only section with fields for preparer name, signature, date, PTIN, firm name, address, and phone/EIN.

**SCHEDULE 1
(Form 1040)**

Department of the Treasury
Internal Revenue Service

Additional Income and Adjustments to Income

Attach to Form 1040, 1040-SR, or 1040-NR.

Go to www.irs.gov/Form1040 for instructions and the latest information.

OMB No. 1545-0074

2023

Attachment
Sequence No. **01**

Name(s) shown on Form 1040, 1040-SR, or 1040-NR

PRAVEENKUMAR KOGILA & SRILATHA AKUNURI

Your social security number

282-41-7168

Part I Additional Income

1	Taxable refunds, credits, or offsets of state and local income taxes	1	0.
2a	Alimony received	2a	
b	Date of original divorce or separation agreement (see instructions): _____		
3	Business income or (loss). Attach Schedule C	3	
4	Other gains or (losses). Attach Form 4797	4	
5	Rental real estate, royalties, partnerships, S corporations, trusts, etc. Attach Schedule E	5	-6,751.
6	Farm income or (loss). Attach Schedule F	6	
7	Unemployment compensation	7	
8	Other income:		
a	Net operating loss	8a	()
b	Gambling	8b	
c	Cancellation of debt	8c	
d	Foreign earned income exclusion from Form 2555	8d	()
e	Income from Form 8853	8e	
f	Income from Form 8889	8f	
g	Alaska Permanent Fund dividends	8g	
h	Jury duty pay	8h	
i	Prizes and awards	8i	
j	Activity not engaged in for profit income	8j	
k	Stock options	8k	
l	Income from the rental of personal property if you engaged in the rental for profit but were not in the business of renting such property	8l	
m	Olympic and Paralympic medals and USOC prize money (see instructions)	8m	
n	Section 951(a) inclusion (see instructions)	8n	
o	Section 951A(a) inclusion (see instructions)	8o	
p	Section 461(l) excess business loss adjustment	8p	
q	Taxable distributions from an ABL account (see instructions)	8q	
r	Scholarship and fellowship grants not reported on Form W-2	8r	
s	Nontaxable amount of Medicaid waiver payments included on Form 1040, line 1a or 1d	8s	()
t	Pension or annuity from a nonqualified deferred compensation plan or a nongovernmental section 457 plan	8t	
u	Wages earned while incarcerated	8u	
z	Other income. List type and amount: _____	8z	
9	Total other income. Add lines 8a through 8z	9	
10	Combine lines 1 through 7 and 9. This is your additional income . Enter here and on Form 1040, 1040-SR, or 1040-NR, line 8	10	-6,751.

For Paperwork Reduction Act Notice, see your tax return instructions.

Schedule 1 (Form 1040) 2023

Part II Adjustments to Income

11	Educator expenses		11
12	Certain business expenses of reservists, performing artists, and fee-basis government officials. Attach Form 2106		12
13	Health savings account deduction. Attach Form 8889		13
14	Moving expenses for members of the Armed Forces. Attach Form 3903		14
15	Deductible part of self-employment tax. Attach Schedule SE		15
16	Self-employed SEP, SIMPLE, and qualified plans		16
17	Self-employed health insurance deduction		17
18	Penalty on early withdrawal of savings		18
19a	Alimony paid		19a
b	Recipient's SSN		
c	Date of original divorce or separation agreement (see instructions): _____		
20	IRA deduction		20
21	Student loan interest deduction		21
22	Reserved for future use		22
23	Archer MSA deduction		23
24	Other adjustments:		
a	Jury duty pay (see instructions)	24a	
b	Deductible expenses related to income reported on line 8l from the rental of personal property engaged in for profit	24b	
c	Nontaxable amount of the value of Olympic and Paralympic medals and USOC prize money reported on line 8m	24c	
d	Reforestation amortization and expenses	24d	
e	Repayment of supplemental unemployment benefits under the Trade Act of 1974	24e	
f	Contributions to section 501(c)(18)(D) pension plans	24f	
g	Contributions by certain chaplains to section 403(b) plans	24g	
h	Attorney fees and court costs for actions involving certain unlawful discrimination claims (see instructions)	24h	
i	Attorney fees and court costs you paid in connection with an award from the IRS for information you provided that helped the IRS detect tax law violations	24i	
j	Housing deduction from Form 2555	24j	
k	Excess deductions of section 67(e) expenses from Schedule K-1 (Form 1041)	24k	
z	Other adjustments. List type and amount: _____	24z	
25	Total other adjustments. Add lines 24a through 24z		25
26	Add lines 11 through 23 and 25. These are your adjustments to income . Enter here and on Form 1040, 1040-SR, or 1040-NR, line 10		26

**SCHEDULE 3
(Form 1040)**

Department of the Treasury
Internal Revenue Service

Additional Credits and Payments

Attach to Form 1040, 1040-SR, or 1040-NR.
Go to www.irs.gov/Form1040 for instructions and the latest information.

OMB No. 1545-0074

2023
Attachment
Sequence No. **03**

Name(s) shown on Form 1040, 1040-SR, or 1040-NR

PRAVEENKUMAR KOGILA & SRILATHA AKUNURI

Your social security number

282-41-7168

Part I Nonrefundable Credits

1	Foreign tax credit. Attach Form 1116 if required		1
2	Credit for child and dependent care expenses from Form 2441, line 11. Attach Form 2441		2
3	Education credits from Form 8863, line 19		3
4	Retirement savings contributions credit. Attach Form 8880		4
5a	Residential clean energy credit from Form 5695, line 15		5a
b	Energy efficient home improvement credit from Form 5695, line 32		5b
6	Other nonrefundable credits:		
a	General business credit. Attach Form 3800	6a	
b	Credit for prior year minimum tax. Attach Form 8801	6b	
c	Adoption credit. Attach Form 8839	6c	
d	Credit for the elderly or disabled. Attach Schedule R	6d	
e	Reserved for future use	6e	
f	Clean vehicle credit. Attach Form 8936	6f	
g	Mortgage interest credit. Attach Form 8396	6g	
h	District of Columbia first-time homebuyer credit. Attach Form 8859	6h	
i	Qualified electric vehicle credit. Attach Form 8834	6i	
j	Alternative fuel vehicle refueling property credit. Attach Form 8911	6j	
k	Credit to holders of tax credit bonds. Attach Form 8912	6k	
l	Amount on Form 8978, line 14. See instructions	6l	
m	Credit for previously owned clean vehicles. Attach Form 8936	6m	
z	Other nonrefundable credits. List type and amount: _____ _____	6z	
7	Total other nonrefundable credits. Add lines 6a through 6z		7
8	Add lines 1 through 4, 5a, 5b, and 7. Enter here and on Form 1040, 1040-SR, or 1040-NR, line 20		8

(continued on page 2)

Part II Other Payments and Refundable Credits

9	Net premium tax credit. Attach Form 8962	9	169.
10	Amount paid with request for extension to file (see instructions)	10	
11	Excess social security and tier 1 RRTA tax withheld	11	
12	Credit for federal tax on fuels. Attach Form 4136	12	
13	Other payments or refundable credits:		
a	Form 2439	13a	
b	Credit for repayment of amounts included in income from earlier years	13b	
c	Elective payment election amount from Form 3800, Part III, line 6, column (i)	13c	
d	Deferred amount of net 965 tax liability (see instructions)	13d	
z	Other payments or refundable credits. List type and amount: _____	13z	
14	Total other payments or refundable credits. Add lines 13a through 13z	14	
15	Add lines 9 through 12 and 14. Enter here and on Form 1040, 1040-SR, or 1040-NR, line 31	15	169.

**SCHEDULE E
(Form 1040)**

Supplemental Income and Loss

OMB No. 1545-0074

(From rental real estate, royalties, partnerships, S corporations, estates, trusts, REMICs, etc.)

2023
Attachment
Sequence No. **13**

Department of the Treasury
Internal Revenue Service

Attach to Form 1040, 1040-SR, 1040-NR, or 1041.

Go to www.irs.gov/ScheduleE for instructions and the latest information.

Name(s) shown on return

PRAVEENKUMAR KOGILA & SRILATHA AKUNURI

Your social security number

282-41-7168

Part I Income or Loss From Rental Real Estate and Royalties

Note: If you are in the business of renting personal property, use **Schedule C**. See instructions. If you are an individual, report farm rental income or loss from **Form 4835** on page 2, line 40.

- A** Did you make any payments in 2023 that would require you to file Form(s) 1099? See instructions Yes No
- B** If "Yes," did you or will you file required Form(s) 1099? Yes No

1a Physical address of each property (street, city, state, ZIP code)

A H.NO: 2-23, TADVAI VILLAGE AND MANDAL, MULUGU, TELANGANA IN 506344

B
C

1b Type of Property (from list below)	2 For each rental real estate property listed above, report the number of fair rental and personal use days. Check the QJV box only if you meet the requirements to file as a qualified joint venture. See instructions.	Fair Rental Days		Personal Use Days	QJV
		A	B	C	
A 3		310		0	<input type="checkbox"/>
B					<input type="checkbox"/>
C					<input type="checkbox"/>

Type of Property:

- 1 Single Family Residence
- 2 Multi-Family Residence
- 3 Vacation/Short-Term Rental
- 4 Commercial
- 5 Land
- 6 Royalties
- 7 Self-Rental
- 8 Other (describe) _____

Income:	Properties:		
	A	B	C
3 Rents received	3 510.		
4 Royalties received	4		
Expenses:			
5 Advertising	5		
6 Auto and travel (see instructions)	6		
7 Cleaning and maintenance	7 580.		
8 Commissions	8		
9 Insurance	9		
10 Legal and other professional fees	10		
11 Management fees	11 1,050.		
12 Mortgage interest paid to banks, etc. (see instructions)	12		
13 Other interest	13		
14 Repairs	14 1,850.		
15 Supplies	15 2,856.		
16 Taxes	16		
17 Utilities	17 925.		
18 Depreciation expense or depletion	18		
19 Other (list) _____	19		
20 Total expenses. Add lines 5 through 19	20 7,261.		
21 Subtract line 20 from line 3 (rents) and/or 4 (royalties). If result is a (loss), see instructions to find out if you must file Form 6198	21 -6,751.		
22 Deductible rental real estate loss after limitation, if any, on Form 8582 (see instructions)	22 (6,751.)		
23a Total of all amounts reported on line 3 for all rental properties	23a 510.		
b Total of all amounts reported on line 4 for all royalty properties	23b		
c Total of all amounts reported on line 12 for all properties	23c		
d Total of all amounts reported on line 18 for all properties	23d		
e Total of all amounts reported on line 20 for all properties	23e 7,261.		
24 Income. Add positive amounts shown on line 21. Do not include any losses	24		
25 Losses. Add royalty losses from line 21 and rental real estate losses from line 22. Enter total losses here	25 (6,751.)		
26 Total rental real estate and royalty income or (loss). Combine lines 24 and 25. Enter the result here. If Parts II, III, and IV, and line 40 on page 2 do not apply to you, also enter this amount on Schedule 1 (Form 1040), line 5. Otherwise, include this amount in the total on line 41 on page 2	26 -6,751.		

For Paperwork Reduction Act Notice, see the separate instructions.

NPA

-6,751.

Schedule E (Form 1040) 2023

Premium Tax Credit (PTC)

Department of the Treasury
Internal Revenue Service

Attach to Form 1040, 1040-SR, or 1040-NR.
Go to www.irs.gov/Form8962 for instructions and the latest information.

2023
Attachment
Sequence No. **73**

Name shown on your return

Your social security number

PRAVEENKUMAR KOGILA & SRILATHA AKUNURI

282-41-7168

A. You cannot take the PTC if your filing status is married filing separately unless you qualify for an exception. See instructions. If you qualify, check the box

Part I Annual and Monthly Contribution Amount

1	Tax family size. Enter your tax family size. See instructions	1	2
2a	Modified AGI. Enter your modified AGI. See instructions	2a	54,414.
b	Enter the total of your dependents' modified AGI. See instructions	2b	
3	Household income. Add the amounts on lines 2a and 2b. See instructions	3	54,414.
4	Federal poverty line. Enter the federal poverty line amount from Table 1-1, 1-2, or 1-3. See instructions. Check the appropriate box for the federal poverty table used. a <input type="checkbox"/> Alaska b <input type="checkbox"/> Hawaii c <input checked="" type="checkbox"/> Other 48 states and DC	4	18,310.
5	Household income as a percentage of federal poverty line (see instructions)	5	297 %
6	Reserved for future use		
7	Applicable figure. Using your line 5 percentage, locate your "applicable figure" on the table in the instructions	7	0.0588
8a	Annual contribution amount. Multiply line 3 by line 7. Round to nearest whole dollar amount	8a	3,200.
	b Monthly contribution amount. Divide line 8a by 12. Round to nearest whole dollar amount	8b	267.

Part II Premium Tax Credit Claim and Reconciliation of Advance Payment of Premium Tax Credit

- 9** Are you allocating policy amounts with another taxpayer or do you want to use the alternative calculation for year of marriage? See instructions.
 Yes. Skip to Part IV, Allocation of Policy Amounts, or Part V, Alternative Calculation for Year of Marriage. **No.** Continue to line 10.
- 10** See the instructions to determine if you can use line 11 or must complete lines 12 through 23.
 Yes. Continue to line 11. Compute your annual PTC. Then skip lines 12-23 and continue to line 24. **No.** Continue to lines 12-23. Compute your monthly PTC and continue to line 24.

Annual Calculation	(a) Annual enrollment premiums (Form(s) 1095-A, line 33A)	(b) Annual applicable SLCSP premium (Form(s) 1095-A, line 33B)	(c) Annual contribution amount (line 8a)	(d) Annual maximum premium assistance (subtract (c) from (b); if zero or less, enter -0-)	(e) Annual premium tax credit allowed (smaller of (a) or (d))	(f) Annual advance payment of PTC (Form(s) 1095-A, line 33C)	
11 Annual Totals							
Monthly Calculation	(a) Monthly enrollment premiums (Form(s) 1095-A, lines 21-32, column A)	(b) Monthly applicable SLCSP premium (Form(s) 1095-A, lines 21-32, column B)	(c) Monthly contribution amount (amount from line 8b or alternative marriage monthly calculation)	(d) Monthly maximum premium assistance (subtract (c) from (b); if zero or less, enter -0-)	(e) Monthly premium tax credit allowed (smaller of (a) or (d))	(f) Monthly advance payment of PTC (Form(s) 1095-A, lines 21-32, column C)	
12 January							
13 February							
14 March							
15 April							
16 May							
17 June							
18 July							
19 August							
20 September							
21 October	517.	398.	267.	131.	131.	69.	
22 November	517.	398.	267.	131.	131.	69.	
23 December	517.	398.	267.	131.	131.	86.	
24	Total premium tax credit. Enter the amount from line 11(e) or add lines 12(e) through 23(e) and enter the total here					24	393.
25	Advance payment of PTC. Enter the amount from line 11(f) or add lines 12(f) through 23(f) and enter the total here					25	224.
26	Net premium tax credit. If line 24 is greater than line 25, subtract line 25 from line 24. Enter the difference here and on Schedule 3 (Form 1040), line 9. If line 24 equals line 25, enter -0-. Stop here. If line 25 is greater than line 24, leave this line blank and continue to line 27					26	169.

Part III Repayment of Excess Advance Payment of the Premium Tax Credit

27	Excess advance payment of PTC. If line 25 is greater than line 24, subtract line 24 from line 25. Enter the difference here	27	
28	Repayment limitation (see instructions)	28	
29	Excess advance premium tax credit repayment. Enter the smaller of line 27 or line 28 here and on Schedule 2 (Form 1040), line 2	29	

Part IV Allocation of Policy Amounts

Complete the following information for up to four policy amount allocations. See instructions for allocation details.

Allocation 1

30	(a) Policy Number (Form 1095-A, line 2)	(b) SSN of other taxpayer	(c) Allocation start month	(d) Allocation stop month
	Allocation percentage applied to monthly amounts	(e) Premium Percentage	(f) SLCSP Percentage	(g) Advance Payment of the PTC Percentage

Allocation 2

31	(a) Policy Number (Form 1095-A, line 2)	(b) SSN of other taxpayer	(c) Allocation start month	(d) Allocation stop month
	Allocation percentage applied to monthly amounts	(e) Premium Percentage	(f) SLCSP Percentage	(g) Advance Payment of the PTC Percentage

Allocation 3

32	(a) Policy Number (Form 1095-A, line 2)	(b) SSN of other taxpayer	(c) Allocation start month	(d) Allocation stop month
	Allocation percentage applied to monthly amounts	(e) Premium Percentage	(f) SLCSP Percentage	(g) Advance Payment of the PTC Percentage

Allocation 4

33	(a) Policy Number (Form 1095-A, line 2)	(b) SSN of other taxpayer	(c) Allocation start month	(d) Allocation stop month
	Allocation percentage applied to monthly amounts	(e) Premium Percentage	(f) SLCSP Percentage	(g) Advance Payment of the PTC Percentage

34 Have you completed all policy amount allocations?

Yes. Multiply the amounts on Form 1095-A by the allocation percentages entered by policy. Add all allocated policy amounts and non-allocated policy amounts from Forms 1095-A, if any, to compute a combined total for each month. Enter the combined total for each month on lines 12–23, columns (a), (b), and (f). Compute the amounts for lines 12–23, columns (c)–(e), and continue to line 24.

No. See the instructions to report additional policy amount allocations.

Part V Alternative Calculation for Year of Marriage

Complete line(s) 35 and/or 36 to elect the alternative calculation for year of marriage. For eligibility to make the election, see the instructions for line 9. To complete line(s) 35 and/or 36 and compute the amounts for lines 12–23, see the instructions for this Part V.


35	Alternative entries for your SSN	(a) Alternative family size	(b) Alternative monthly contribution amount	(c) Alternative start month	(d) Alternative stop month
36	Alternative entries for your spouse's SSN	(a) Alternative family size	(b) Alternative monthly contribution amount	(c) Alternative start month	(d) Alternative stop month

2023 NJ-1040
New Jersey Resident Income Tax Return

For Privacy Act Notification, See Instructions

1555

NJ-1040
2023
Page 1



040MP01230

Your Social Security Number (required)
282417168

Last Name, First Name, Initial (Joint Filers enter first name and middle initial of each. Enter spouse's/CU partner's last name ONLY if different.)
KOGILA PRAVEENKUMAR & AKUNURI SRILATHA

Spouse's/CU Partner's SSN (if filing jointly)
990911254

County/Municipality Code (See Table page 50)
1205

Home Address (Number and Street, including apartment number)
216 HOPKINS AVE APT 2

City, Town, Post Office State ZIP Code
JERSEY CITY NJ 07306

Driver's License Number (Voluntary) (See instructions)
K61516330010881


- Federal extension filed.
- The address above is a foreign address.
- Your address has changed.
- Death certificate is enclosed.
- Do not want a paper form next year.
- I authorize the Division of Taxation to discuss my return and enclosures with my preparer.
- NJ-1040-O is enclosed.


Gubernatorial Elections Fund Note: This does not reduce your refund or increase your balance due.

Do you want to designate \$1 to the Gubernatorial Elections Fund?	You	Yes	No
If joint return, does your spouse want to designate \$1?	Spouse/CU Partner	Yes	No

Direct Deposit Information

dd1. Direct deposit indicator (1 for direct deposit, 4 for no direct deposit)	dd1.	1	
dd2. Account type (C for checking, S for savings)	dd2.	C	
dd3. Fill in the checkbox if the direct deposit is going to an account outside the United States	dd3.		
dd4. Routing number	dd4.		031202084
dd5. Account number	dd5.		383017535719





Name(s) as shown on Form NJ-1040

KOGILA PRAVEENKUMAR & AKUNURI SRILATHA

Your Social Security Number

282417168

1555

Part-year residents, provide months/days you were a New Jersey resident during 2023:

From: To:

Fiscal year filers only:

Enter month of your year end 2 0 2 4

Filing Status

Fill in only one.

- 1. Single
- 2. Married/CU Couple, filing joint return
- 3. Married/CU Partner, filing separate return
- 4. Head of Household Enter spouse's/CU partner's SSN
- 5. Qualifying Widow(er)/Surviving CU Partner
Indicate the year of your spouse's/CU partner's death: 2021 2022


Exemptions

Fill in the ovals that apply. You must enter a total in the boxes to the right and complete the calculation.

- 6. Regular Self Spouse/CU Partner Domestic Partner 2 x \$1,000 = 2000
- 7. Senior 65+ (Born in 1958 or earlier) Self Spouse/CU Partner x \$1,000 = _____
- 8. Blind/Disabled Self Spouse/CU Partner x \$1,000 = _____
- 9. Veteran Self Spouse/CU Partner x \$6,000 = _____
- 10. Qualified Dependent Children x \$1,500 = _____
- 11. Other Dependents x \$1,500 = _____
- 12. Dependents Attending Colleges (See instructions) x \$1,000 = _____
- 13. Total Exemption Amount (Add totals from the lines at 6 through 12) 13. 2000 .

14. Dependent Information. Provide the following information for each dependent.

Last Name, First Name, Middle Initial	Social Security Number	Birth Year	No Health Insurance
a. _____			
b. _____			
c. _____			
d. _____			



040MP03230

Name(s) as shown on Form NJ-1040
KOGILA PRAVEENKUMAR & AKUNURI SRILATHA

Your Social Security Number
282417168 1555

15. Wages, salaries, tips, and other employee compensation (State wages from Box 16 of enclosed W-2(s)) (See instructions)	15.	62083	.
16a. Taxable interest income (Enclose federal Schedule B if over \$1,500) (See instructions)	16a.	.	.
16b. Tax-exempt interest income (Enclose Schedule) (See instructions) Do not include on line 16a	16b.	.	.
17. Dividends	17.	.	.
18. Net profits from business (Schedule NJ-BUS-1, Part I, line 4) (Enclose federal Schedule C)	18.	.	.
19. Net gains or income from disposition of property (Schedule NJ-DOP, line 4)	19.	.	.
20a. Taxable pensions, annuities, and IRA distributions/withdrawals (See instructions)	20a.	.	.
20b. Excludable pension, annuity, and IRA distributions/withdrawals	20b.	.	.
21. Distributive Share of Partnership Income (Schedule NJ-BUS-1, Part II, line 4) (Enclose Schedule NJK-1 or federal Schedule K-1)	21.	.	.
22. Net pro rata share of S Corporation Income (Schedule NJ-BUS-1, Part III, line 4) (Enclose Schedule NJ-K-1 or federal Schedule K-1)	22.	.	.
23. Net gains or income from rents, royalties, patents, and copyrights (Schedule NJ-BUS-1, Part IV, line 4)	23.	.	.
24. Net gambling winnings (See instructions)	24.	.	.
25. Alimony and separate maintenance payments received	25.	.	.
26. Other (Enclose documents) (See instructions)	26.	.	.
27. Total Income (Add lines 15, 16a, 17 through 20a, and 21 through 26)	27.	62083	.
28a. Pension/Retirement Exclusion (See instructions)	28a.	.	.
28b. Other Retirement Income Exclusion (See Worksheet D and instructions pages 19-20)	28b.	.	.
28c. Total Exclusion Amount (Add lines 28a and 28b)	28c.	.	.
29. New Jersey Gross Income (Subtract line 28c from line 27) (See instructions)	29.	62083	.
30. Exemption Amount (Enter amount from line 13. Part-year residents see instr.)	30.	2000	.
31. Medical Expenses (See Worksheet F and instructions)	31.	.	.
32. Alimony and separate maintenance payments (See instructions)	32.	.	.
33. Qualified Conservation Contribution	33.	.	.
34. Health Enterprise Zone Deduction	34.	.	.
35. Alternative Business Calculation Adjustment (Schedule NJ-BUS-2, line 11)	35.	0	.
36. Organ/Bone Marrow Donation Deduction (See instructions)	36.	.	.
37a. NJBEST Deduction	37a.	.	.
37b. NJCLASS Deduction	37b.	.	.
37c. NJ Higher Ed. Tuition Deduction	37c.	.	.
38. Total Exemptions and Deductions (Add lines 30 through 37c)	38.	2000	.
39. Taxable Income (Subtract line 38 from line 29)	39.	60083	.
40a. Total Property Taxes (18% of Rent) Paid (See instructions page 25)	40a.	.	.
40b. Indicate your residency status during 2023 (fill in only one)			
	Homeowner	Tenant	Both
41. Property Tax Deduction (From Worksheet H) (See instructions)	41.	.	.
42. New Jersey Taxable Income (Subtract line 41 from line 39)	42.	60083	.
43. Tax on amount on line 42 (Tax Table page 52)	43.	1052	.
44. Credit For Income Taxes Paid to Other Jurisdictions (Enclose Schedule NJ-COJ) (See instructions)	44.	.	.
Enter Code			
45. Balance of Tax (Subtract line 44 from line 43)	45.	1052	.
46. Sheltered Workshop Tax Credit	46.	.	.
47. Gold Star Family Counseling Credit (See instructions)	47.	.	.
48. Credit for Employer of Organ/Bone Marrow Donor (See instructions)	48.	.	.
49. Total Credits (Add lines 46 through 48)	49.	.	.
50. Balance of Tax After Credits (Subtract line 49 from line 45) If zero or less, make no entry	50.	1052	.
51. Use Tax Due on Internet, Mail-Order, or Other Out-of-State Purchases (See instructions) If no Use Tax, enter 0	51.	0	.
52. Interest on Underpayment of Estimated Tax	52.	.	.
Fill in if Form NJ-2210 is enclosed			
53a. Fill in if anyone in your tax household does not currently have health insurance. (Enclose NJ-EZ Enroll form) (See instructions)	53a.	.	.



Name(s) as shown on Form NJ-1040
KOGILA PRAVEENKUMAR & AKUNURI SRILATHA

Your Social Security Number
282417168

1555

53b. If you indicated at line 53a that someone in your tax household does not have health insurance, fill in to allow Get Covered New Jersey to assist with obtaining coverage (See instructions)	53b.	
53c. Shared Responsibility Payment (See instructions) REQUIRED Enclose Schedule NJ-HCC and fill in X	53c.	0 .
54. Total Tax Due (Add lines 50 through 53c)	54.	1052 .
55. Total NJ Income Tax Withheld (Enclose Forms W-2 and 1099) (Part-year residents, see instructions)	55.	2782 .
56. Property Tax Credit (See instructions page 24)	56.	. .
57. New Jersey Estimated Tax Payments/Credit from 2022 tax return	57.	. .
58. New Jersey Earned Income Tax Credit (See instructions) Fill in if you had the IRS calculate your federal earned income credit Fill in if you are a CU couple claiming the NJ Earned Income Tax Credit	58.	. .
59. Excess New Jersey UI/WF/SWF Withheld (Enclose Form NJ-2450) (See instructions)	59.	89 .
60. Excess New Jersey Disability Insurance Withheld (Enclose Form NJ-2450) (See instructions)	60.	. .
61. Excess New Jersey Family Leave Insurance Withheld (Enclose Form NJ-2450) (See instructions)	61.	. .
62. Wounded Warrior Caregivers Credit (See instructions)	62.	. .
63. Pass-Through Business Alternative Income Tax Credit (See instructions)	63.	. .
64. Child and Dependent Care Credit (See instructions) Fill in if you are a CU couple claiming the Child and Dependent Care Credit	64.	. .
65. New Jersey Child Tax Credit (See instructions) Number of dependents age 5 or younger on 12/31/2023	65.	. .
66. Total Withholdings, Credits, and Payments (Add lines 55 through 65)	66.	2871 .
67. If line 66 is less than line 54, you have tax due. Subtract line 66 from line 54 and enter the amount you owe If you owe tax, you can still make a donation on lines 70 through 77.	67.	. .
68. If the total on line 66 is more than line 54, you have an overpayment. Subtract line 54 from line 66 and enter the overpayment	68.	1819 .
69. Amount from line 68 you want to credit to your 2024 tax	69.	. .
70. Contribution to N.J. Endangered Wildlife Fund	70.	. .
71. Contribution to N.J. Children's Trust Fund to Prevent Child Abuse	71.	. .
72. Contribution to N.J. Vietnam Veterans' Memorial Fund	72.	. .
73. Contribution to N.J. Breast Cancer Research Fund	73.	. .
74. Contribution to U.S.S. New Jersey Educational Museum Fund	74.	. .
75. Other Designated Contribution (See instructions) Enter Code	75.	. .
76. Other Designated Contribution (See instructions) Enter Code	76.	. .
77. Other Designated Contribution (See instructions) Enter Code	77.	. .
78. Total Adjustments to Tax Due/Overpayment amount (Add lines 69 through 77)	78.	. .
79. Balance due (If line 67 is more than zero, add line 67 and line 78)	79.	. .
80. Refund amount (If line 68 is more than zero, subtract line 78 from line 68)	80.	1819 .

Under penalties of perjury, I declare that I have examined this Income Tax return, including accompanying schedules and statements, and to the best of my knowledge and belief, it is true, correct, and complete. If prepared by a person other than the taxpayer, this declaration is based on all information of which the preparer has any knowledge.

_____ Your Signature	_____ Date	_____ Spouse's/CU Partner's Signature (required if filing jointly)	_____ Date
Paid Preparer's Signature		Federal Identification Number	
SYAM PRIYA RAM SAGAR GUPTA		P02082703	

_____ Firm's Name	_____ Firm's Federal Employer Identification Number
GLOBAL TAXES LLC	

Tax Due Address
Enclose payment along with the NJ-1040-V payment voucher and tax return. Use the labels provided with the envelope and mail to:
State of New Jersey
Division of Taxation
Revenue Processing Center - Payments
PO Box 111
Trenton, NJ 08645-0111
Include Social Security number and make check or money order payable to:
State of New Jersey - TGI
You can also make a payment on our website:
nj.gov/taxation

Refund or No Tax Due Address
Use the labels provided with the envelope and mail to:
New Jersey Division of Taxation
Revenue Processing Center - Refunds
PO Box 555
Trenton, NJ 08647-0555

Schedule NJ-BUS-1
(Form NJ-1040)

New Jersey Gross Income Tax
Business Income Summary Schedule

2023

Part I Net Profits From Business List the net profit (loss) from business(es). See instructions.			
	Business Name	Social Security Number/ Federal EIN	Profit or (Loss)
1.			
2.			
3.			
4.	Net Profit or (Loss). (Add lines 1, 2, and 3.) (Enter here and on line 18, NJ-1040. If loss, make no entry on line 18.)		4.

Part II Distributive Share of Partnership Income List the distributive share of income (loss) from partnership(s). See instructions.				
	Partnership Name	Federal EIN	Share of Partnership Income or (Loss)	Share of Pass-Through Business Alternative Income Tax
1.				
2.				
3.				
4.	Distributive Share of Partnership Income or (Loss). (Add lines 1, 2, and 3.) (Enter here and on line 21, NJ-1040. If loss, make no entry on line 21.)		4.	
5.	Total Share of Pass-Through Business Alternative Income Tax (Add lines 1, 2, and 3.) (Enter here and include on line 63, NJ-1040.)		5.	

Part III Net Pro Rata Share of S Corporation Income List the pro rata share of income (usable loss) from S corporation(s). See instructions.				
	S Corporation Name	Federal EIN	Pro Rata Share of S Corporation Income or (Usable Loss)	Share of Pass-Through Business Alternative Income Tax
1.				
2.				
3.				
4.	Net Pro Rata Share of S Corporation Income or (Usable Loss). (Add lines 1, 2, and 3.) (Enter here and on line 22, NJ-1040. If loss, make no entry on line 22.)		4.	
5.	Total Share of Pass-Through Business Alternative Income Tax (Add lines 1, 2, and 3.) (Enter here and include on line 63, NJ-1040)		5.	

Part IV Net Gains or Income From Rents, Royalties, Patents, and Copyrights List the net gains or net income, less net loss, derived from or in the form of rents, royalties, patents, and copyrights. See instructions. Type of Property: 1 – Rental real estate 2 – Royalties 3 – Patents 4 – Copyrights				
	Source of Income or Loss. If rental real estate, enter physical address of property.	Social Security Number/ Federal EIN	Type – Enter number from list above	Income or (Loss)
1.	H.NO: 2-23, TADVAI VILLAGE	282417168	1	-6,751.
2.				
3.				
4.	Net Income or (Loss). (Add lines 1, 2, and 3.) (Enter here and on line 23, NJ-1040. If loss, make no entry on line 23.)			4.

Schedule NJ-BUS-2 New Jersey Gross Income Tax **2023**
(Form NJ-1040) Alternative Business Calculation Adjustment

Part I Income (Loss)		Column A			Column B		
		Reportable Regular Business Income			Alternative Business Income (Loss)		
1.	Net Profits From Business	1a.	0.	1b.	0.		
2.	Distributive Share of Partnership Income	2a.	0.	2b.	0.		
3.	Net Pro Rata Share of S Corporation Income	3a.	0.	3b.	0.		
4.	Net Gain or Income From Rents, Royalties, Patents, and Copyrights	4a.	0.	4b.	-6,751.		
5.	Loss Carryforward From Tax Year 2022			5b.	(8,180.)
6.	Totals	6a.	0.	6b.	-14,931.		
Part II Adjustment Calculation							
7.	Total Regular Business Income	7.	0.				
8.	Total Alternative Business Income/(Loss) (If loss, enter zero)	8.	0.				
9.	Business Increment (Subtract line 8 from line 7)	9.	0.				
10.	Adjustment Percentage	10.	0.50				
11.	Alternative Business Calculation Adjustment (Line 9 x 0.50)	11.	0.				
Part III Loss Carryforward to Tax Year 2024							
12.	Loss Carryforward to Tax Year 2024	12.		12.	(14,931.)

Instructions

- Line 1a. Enter the amount from line 18, Form NJ-1040.
- Line 1b. Enter the amount from Part I, line 4, Schedule NJ-BUS-1 (Form NJ-1040).
- Line 2a. Enter the amount from line 21, Form NJ-1040.
- Line 2b. Enter the amount from Part II, line 4, Schedule NJ-BUS-1 (Form NJ-1040).
- Line 3a. Enter the amount from line 22, Form NJ-1040.
- Line 3b. Enter the amount from Part III, line 4, Schedule NJ-BUS-1 (Form NJ-1040).
- Line 4a. Enter the amount from line 23, Form NJ-1040.
- Line 4b. Enter the amount from Part IV, line 4, Schedule NJ-BUS-1 (Form NJ-1040).
- Line 5b. Enter the amount from line 12 of your 2022 Schedule NJ-BUS-2 (Form NJ-1040).
- Line 6a. Enter the total of lines 1a through 4a.
- Line 6b. Enter the total of lines 1b through 5b, netting gains with losses.
- Line 7. Enter the amount from line 6a of this schedule.
- Line 8. Enter the amount from line 6b of this schedule. If loss, enter zero here.
- Line 9. Subtract line 8 from line 7. If the result is zero, enter zero on line 11 and continue with line 12.
- Line 10. The adjustment percentage for Tax Year 2023 is 50% (0.50).
- Line 11. Multiply the amount on line 9 by 50% (0.50). Enter here and on line 35 of Form NJ-1040.
- Line 12. If the amount on line 6b is a loss, enter the amount of the loss on this line. Otherwise, enter zero.

Name(s) as shown on Form NJ-1040

Social Security Number

Form NJ-2450**Employee's Claim for Credit For Excess UI/WF/SWF,
Disability Insurance, and/or Family Leave
Insurance Contributions for Calendar Year 2023****2023**

To claim this credit, you must complete the items below using the information from your W-2 forms. Enclose this form and the W-2s with your New Jersey State Income Tax return. Any items not substantiated by a W-2 or any information that is incomplete will cause the claim to be rejected. The amount withheld for unemployment insurance/workforce development partnership fund/supplemental workforce fund, disability insurance, and family leave insurance must be reported separately on all W-2 statements.

Note on Joint NJ-1040 return: Each spouse/CU partner must file a separate Form NJ-2450 when claiming a refund for excess contributions.

Claimant Name: KOGILA PRAVEENKUMAR Claimant SSN: 282-41-7168

Address: 216 HOPKINS AVE APT 2

City: JERSEY CITY State: NJ ZIP Code: 07306

Take All Information From Your W-2 Forms. If the amount deducted by any one employer exceeds the maximum for either UI/WF/SWF, disability insurance, or family leave insurance, enter the maximum in the appropriate column(s) and contact that employer for a refund of the balance of the deduction.		Column A UI/WF/SWF Deducted	Column B Disability Insurance Deducted	Column C Family Leave Insurance Deducted
1A.	Employer's Name <u>KEYPIXEL SOFTWARE SOLUTIONS</u> Fed. Emp. I.D.# <u>26-3259621</u> Private Plan#: _____ Wages: <u>39,583.</u>	168.00		24.00
B	Employer's Name <u>SPLN INTERNATIONAL LLC</u> Fed. Emp. I.D.# <u>83-0501611</u> Private Plan#: _____ Wages: <u>22,500.</u>	96.00		
C.	Employer's Name _____ Fed. Emp. I.D.# _____ Private Plan#: _____ Wages: _____			
D.	Employer's Name _____ Fed. Emp. I.D.# _____ Private Plan#: _____ Wages: _____			
E.	Employer's Name _____ Fed. Emp. I.D.# _____ Private Plan#: _____ Wages: _____			
F.	*If additional space is required, enclose a rider and enter the total on this line.			
2.	Total Deducted. Add lines 1A through 1F. Enter here.	264.00		24.00
3.	Correct UI/WF/SWF, Disability Insurance, and/or Family Leave Deductions.	174.68		94.08
4.	Subtract line 3 column A from line 2 column A. Enter on line 59 of the NJ-1040.	89.		
5.	Subtract line 3 column B from line 2 column B. There were no employee disability insurance contributions required for 2023. If an employer withheld contributions, contact that employer for a refund. (See instructions).			
6.	Subtract line 3 column C from line 2 column C. Enter on line 61 of the NJ-1040.			

I hereby apply for a credit for worker contributions deducted in excess of \$174.68 for NJ UI/WF/SWF and/or in excess of \$94.08 for NJ Family Leave Insurance deductions by reason of having received wages from two or more employers during the above calendar year and hereby submit the following statement of wages and deductions.

Claimant's Signature: _____ Date: _____

REQUIRED

If your income on line 29 is above the filing threshold, you **must** submit this schedule with your return.

Name(s) as shown on Form NJ-1040 KOGILA PRAVEENKUMAR & AKUNURI SRILATHA	Social Security Number 282-41-7168
--	---------------------------------------

Schedule NJ-HCC

Health Care Coverage

2023

If your income on line 29 is at or below the filing threshold (see instructions), do not complete this schedule.

Part I

Did you and, if applicable, all members of your tax household, have minimum essential health coverage for every month in 2023? (See instructions for line 53c, NJ-1040.) Part-year residents include only months as a New Jersey resident.

- Yes. You do not owe a shared responsibility payment. Fill in the oval at line 53c, NJ-1040, and enclose this schedule with your return.
- No. Continue to Part II.

If you or any member of your tax household does not **currently** have minimum essential health coverage, also complete the NJ-EZ Enroll form. (See instructions for lines 53a and 53b, NJ-1040.)

Part II

Enter the name and Social Security number for each member of your tax household. Check the box for every month each person had minimum essential health coverage or qualified for an exemption (part-year residents include only months as a New Jersey resident). If an individual qualified for an exemption, enter the exemption number. (See instructions for line 53c, NJ-1040.) If an individual has more than one exemption number, check the box. If you need more space, enclose a statement listing any additional individuals.

		Jan	Feb	Mar	Apr	May	Jun	Jul	Aug	Sep	Oct	Nov	Dec
Name	Social Security Number												
Exemption number:	<input type="text"/>	Check box if this individual has more than one exemption number <input type="checkbox"/>											

		Jan	Feb	Mar	Apr	May	Jun	Jul	Aug	Sep	Oct	Nov	Dec
Name	Social Security Number												
Exemption number:	<input type="text"/>	Check box if this individual has more than one exemption number <input type="checkbox"/>											

		Jan	Feb	Mar	Apr	May	Jun	Jul	Aug	Sep	Oct	Nov	Dec
Name	Social Security Number												
Exemption number:	<input type="text"/>	Check box if this individual has more than one exemption number <input type="checkbox"/>											

		Jan	Feb	Mar	Apr	May	Jun	Jul	Aug	Sep	Oct	Nov	Dec
Name	Social Security Number												
Exemption number:	<input type="text"/>	Check box if this individual has more than one exemption number <input type="checkbox"/>											

		Jan	Feb	Mar	Apr	May	Jun	Jul	Aug	Sep	Oct	Nov	Dec
Name	Social Security Number												
Exemption number:	<input type="text"/>	Check box if this individual has more than one exemption number <input type="checkbox"/>											