

Form **8879**
(Rev. January 2021)
Department of the Treasury
Internal Revenue Service

IRS e-file Signature Authorization

OMB No. 1545-0074

- ▶ ERO must obtain and retain completed Form 8879.
- ▶ Go to www.irs.gov/Form8879 for the latest information.

Submission Identification Number (SID) ▶

Taxpayer's name GOWTHAMVEERASHANKER KALAVA	Social security number 015-31-2566
Spouse's name	Spouse's social security number

Part I Tax Return Information — Tax Year Ending December 31, 2023 (Enter year you are authorizing.)

Enter whole dollars only on lines 1 through 5.

Note: Form 1040-SS filers use line 4 only. Leave lines 1, 2, 3, and 5 blank.

1	Adjusted gross income	1	98,204.
2	Total tax	2	13,870.
3	Federal income tax withheld from Form(s) W-2 and Form(s) 1099	3	13,855.
4	Amount you want refunded to you	4	
5	Amount you owe	5	15.

Part II Taxpayer Declaration and Signature Authorization (Be sure you get and keep a copy of your return)

Under penalties of perjury, I declare that I have examined a copy of the income tax return (original or amended) I am now authorizing, and to the best of my knowledge and belief, it is true, correct, and complete. I further declare that the amounts in Part I above are the amounts from the income tax return (original or amended) I am now authorizing. I consent to allow my intermediate service provider, transmitter, or electronic return originator (ERO) to send my return to the IRS and to receive from the IRS (a) an acknowledgement of receipt or reason for rejection of the transmission, (b) the reason for any delay in processing the return or refund, and (c) the date of any refund. If applicable, I authorize the U.S. Treasury and its designated Financial Agent to initiate an ACH electronic funds withdrawal (direct debit) entry to the financial institution account indicated in the tax preparation software for payment of my federal taxes owed on this return and/or a payment of estimated tax, and the financial institution to debit the entry to this account. This authorization is to remain in full force and effect until I notify the U.S. Treasury Financial Agent to terminate the authorization. To revoke (cancel) a payment, I must contact the U.S. Treasury Financial Agent at **1-888-353-4537**. Payment cancellation requests must be received no later than 2 business days prior to the payment (settlement) date. I also authorize the financial institutions involved in the processing of the electronic payment of taxes to receive confidential information necessary to answer inquiries and resolve issues related to the payment. I further acknowledge that the personal identification number (PIN) below is my signature for the income tax return (original or amended) I am now authorizing and, if applicable, my Electronic Funds Withdrawal Consent.

Taxpayer's PIN: check one box only

I authorize GLOBAL TAXES LLC to enter or generate my PIN

1	2	5	6	6
---	---	---	---	---

 as my signature on the income tax return (original or amended) I am now authorizing.

Enter five digits, but don't enter all zeros

I will enter my PIN as my signature on the income tax return (original or amended) I am now authorizing. Check this box **only** if you are entering your own PIN **and** your return is filed using the Practitioner PIN method. The ERO must complete Part III below.

Your signature ▶ *Gowtham Kalava* Date ▶ 4/12/2024
DocuSigned by: C92C1B150295449...

Spouse's PIN: check one box only

I authorize _____ to enter or generate my PIN

--	--	--	--	--

 as my signature on the income tax return (original or amended) I am now authorizing.

Enter five digits, but don't enter all zeros

I will enter my PIN as my signature on the income tax return (original or amended) I am now authorizing. Check this box **only** if you are entering your own PIN **and** your return is filed using the Practitioner PIN method. The ERO must complete Part III below.

Spouse's signature ▶ _____ Date ▶ _____

Practitioner PIN Method Returns Only—continue below

Part III Certification and Authentication — Practitioner PIN Method Only

ERO's EFIN/PIN. Enter your six-digit EFIN followed by your five-digit self-selected PIN.

2	2	2	4	9	6	0	8	2	7	1
---	---	---	---	---	---	---	---	---	---	---

Don't enter all zeros

I certify that the above numeric entry is my PIN, which is my signature for the electronic individual income tax return (original or amended) I am now authorized to file for tax year indicated above for the taxpayer(s) indicated above. I confirm that I am submitting this return in accordance with the requirements of the Practitioner PIN method and **Pub. 1345**, Handbook for Authorized IRS e-file Providers of Individual Income Tax Returns.

ERO's signature ▶ _____ Date ▶ _____

ERO Must Retain This Form — See Instructions
Don't Submit This Form to the IRS Unless Requested To Do So

IF you live in...	THEN use this address to send in your payment...
Alabama, Florida, Georgia, Louisiana, Mississippi, North Carolina, South Carolina, Tennessee, Texas	Internal Revenue Service P.O. Box 1214 Charlotte, NC 28201-1214
Arkansas, Connecticut, Delaware, District of Columbia, Illinois, Indiana, Iowa, Kentucky, Maine, Maryland, Massachusetts, Minnesota, Missouri, New Hampshire, New Jersey, New York, Oklahoma, Rhode Island, Vermont, Virginia, West Virginia, Wisconsin	Internal Revenue Service P.O. Box 931000 Louisville, KY 40293-1000
Alaska, Arizona, California, Colorado, Hawaii, Idaho, Kansas, Michigan, Montana, Nebraska, Nevada, New Mexico, North Dakota, Ohio, Oregon, Pennsylvania, South Dakota, Utah, Washington, Wyoming	Internal Revenue Service P.O. Box 802501 Cincinnati, OH 45280-2501
A foreign country, American Samoa, or Puerto Rico (or are excluding income under Internal Revenue Code section 933), or use an APO or FPO address, or file Form 2555 or 4563, or are a dual-status alien or nonpermanent resident of Guam or the U.S. Virgin Islands	Internal Revenue Service P.O. Box 1303 Charlotte, NC 28201-1303

MAIL FORM 1040-V TO THE INTERNAL REVENUE SERVICE CENTER AT THE ADDRESS LISTED BELOW.

▼ Detach Here and Mail With Your Payment and Return ▼

Department of the Treasury
Internal Revenue Service

2023

Form 1040-V Payment Voucher

- ▶ Use this voucher when making a payment with Form 1040.
- ▶ Do not staple this voucher or your payment to Form 1040.
- ▶ Make your check or money order payable to the 'United States Treasury.'
- ▶ Write your social security number (SSN) on your check or money order.

Enter the amount of your payment ▶	15.
--	------------

REV 03/07/24 PRO 1555

GOWTHAMVEERASHANKER KALAVA

627 DESOTA DR
BRIDGEWATER NJ 08807

INTERNAL REVENUE SERVICE
P.O. BOX 931000
LOUISVILLE, KY 40293-1000

015312566 HW KALA 30 0 202312 610

Form 1040 U.S. Individual Income Tax Return

Department of the Treasury—Internal Revenue Service

2023

OMB No. 1545-0074

IRS Use Only—Do not write or staple in this space.

For the year Jan. 1–Dec. 31, 2023, or other tax year beginning , 2023, ending , 20 See separate instructions.

Your first name and middle initial Last name Your social security number
GOWTHAMVEERASHANKER KALAVA 015 31 2566

If joint return, spouse's first name and middle initial Last name Spouse's social security number
781 91 9432

Home address (number and street). If you have a P.O. box, see instructions. Apt. no. Presidential Election Campaign
627 DESOTA DR Check here if you, or your spouse if filing jointly, want \$3 to go to this fund. Checking a box below will not change your tax or refund.
BRIDGEWATER NJ ZIP code 08807
Foreign country name Foreign province/state/country Foreign postal code
You Spouse

Filing Status Single Head of household (HOH)
Married filing jointly (even if only one had income)
Married filing separately (MFS) Qualifying surviving spouse (QSS)
Check only one box.
If you checked the MFS box, enter the name of your spouse. If you checked the HOH or QSS box, enter the child's name if the qualifying person is a child but not your dependent: SUMASRI LAKKAKULA

Digital Assets At any time during 2023, did you: (a) receive (as a reward, award, or payment for property or services); or (b) sell, exchange, or otherwise dispose of a digital asset (or a financial interest in a digital asset)? (See instructions.) Yes No

Standard Deduction Someone can claim: You as a dependent Your spouse as a dependent
Spouse itemizes on a separate return or you were a dual-status alien

Age/Blindness You: Were born before January 2, 1959 Are blind Spouse: Was born before January 2, 1959 Is blind

Table with 5 columns: (1) First name, Last name, (2) Social security number, (3) Relationship to you, (4) Check the box if qualifies for (see instructions): Child tax credit, Credit for other dependents. Includes rows for dependents.

Income section table with rows 1a through 1z. 1a Total amount from Form(s) W-2, box 1 (see instructions) 98,204. 1b Household employee wages not reported on Form(s) W-2. 1c Tip income not reported on line 1a (see instructions). 1d Medicaid waiver payments not reported on Form(s) W-2 (see instructions). 1e Taxable dependent care benefits from Form 2441, line 26. 1f Employer-provided adoption benefits from Form 8839, line 29. 1g Wages from Form 8919, line 6. 1h Other earned income (see instructions) 0. 1i Nontaxable combat pay election (see instructions). 1z Add lines 1a through 1h 98,204.

Table with columns 2a, 3a, 4a, 5a, 6a and b. 2a Tax-exempt interest. 3a Qualified dividends. 4a IRA distributions. 5a Pensions and annuities. 6a Social security benefits. b Taxable interest. b Ordinary dividends. b Taxable amount. b Taxable amount.

Table with rows 7 through 15. 7 Capital gain or (loss). Attach Schedule D if required. If not required, check here. 8 Additional income from Schedule 1, line 10. 9 Add lines 1z, 2b, 3b, 4b, 5b, 6b, 7, and 8. This is your total income 98,204. 10 Adjustments to income from Schedule 1, line 26. 11 Subtract line 10 from line 9. This is your adjusted gross income 98,204. 12 Standard deduction or itemized deductions (from Schedule A) 13,850. 13 Qualified business income deduction from Form 8995 or Form 8995-A. 14 Add lines 12 and 13 13,850. 15 Subtract line 14 from line 11. If zero or less, enter -0-. This is your taxable income 84,354.

For Disclosure, Privacy Act, and Paperwork Reduction Act Notice, see separate instructions.

Tax and Credits table with rows 16-24. Includes Tax (16), Amount from Schedule 2 (17), Add lines 16 and 17 (18), Child tax credit (19), Amount from Schedule 3 (20), Add lines 19 and 20 (21), Subtract line 21 (22), Other taxes (23), and Add lines 22 and 23 (24).

Payments table with rows 25-33. Includes Federal income tax withheld (25a-c), 2023 estimated tax payments (26), Earned income credit (27), Additional child tax credit (28), American opportunity credit (29), Reserved for future use (30), Amount from Schedule 3 (31), and total other payments and refundable credits (32, 33).

Refund table with rows 34-36. Includes refund amount (34), routing number and account number (35a-d), and amount applied to 2024 estimated tax (36).

Amount You Owe table with rows 37-38. Includes amount you owe (37) and estimated tax penalty (38).

Third Party Designee section with a declaration and fields for name, phone number, and personal identification number (PIN).

Sign Here section with a declaration and signature fields for the preparer and spouse, including occupation and date.

Paid Preparer Use Only section with fields for preparer's name, signature, date, PTIN, firm's name, address, phone number, and EIN.

Health Savings Accounts (HSAs)

Attach to Form 1040, 1040-SR, or 1040-NR.
 Go to www.irs.gov/Form8889 for instructions and the latest information.

Name(s) shown on Form 1040, 1040-SR, or 1040-NR
 GOWTHAMVEERASHANKER KALAVA

Social security number of HSA beneficiary.
 If both spouses have HSAs, see instructions.
 015-31-2566

Before you begin: Complete Form 8853, Archer MSAs and Long-Term Care Insurance Contracts, if required.

Part I HSA Contributions and Deduction. See the instructions before completing this part. If you are filing jointly and both you and your spouse each have separate HSAs, complete a separate Part I for each spouse.

1	Check the box to indicate your coverage under a high-deductible health plan (HDHP) during 2023. See instructions	<input checked="" type="checkbox"/> Self-only <input type="checkbox"/> Family
2	HSA contributions you made for 2023 (or those made on your behalf), including those made by the unextended due date of your tax return that were for 2023. Do not include employer contributions, contributions through a cafeteria plan, or rollovers. See instructions	2 0.
3	If you were under age 55 at the end of 2023 and, on the first day of every month during 2023, you were, or were considered, an eligible individual with the same coverage, enter \$3,850 (\$7,750 for family coverage). All others , see the instructions for the amount to enter	3 3,850.
4	Enter the amount you and your employer contributed to your Archer MSAs for 2023 from Form 8853, lines 1 and 2. If you or your spouse had family coverage under an HDHP at any time during 2023, also include any amount contributed to your spouse's Archer MSAs	4 0.
5	Subtract line 4 from line 3. If zero or less, enter -0-	5 3,850.
6	Enter the amount from line 5. But if you and your spouse each have separate HSAs and had family coverage under an HDHP at any time during 2023, see the instructions for the amount to enter	6 3,850.
7	If you were age 55 or older at the end of 2023, married, and you or your spouse had family coverage under an HDHP at any time during 2023, enter your additional contribution amount. See instructions	7 0.
8	Add lines 6 and 7	8 3,850.
9	Employer contributions made to your HSAs for 2023	9
10	Qualified HSA funding distributions	10
11	Add lines 9 and 10	11
12	Subtract line 11 from line 8. If zero or less, enter -0-	12 3,850.
13	HSA deduction. Enter the smaller of line 2 or line 12 here and on Schedule 1 (Form 1040), Part II, line 13 Caution: If line 2 is more than line 13, you may have to pay an additional tax. See instructions.	13 0.

Part II HSA Distributions. If you are filing jointly and both you and your spouse each have separate HSAs, complete a separate Part II for each spouse.

14a	Total distributions you received in 2023 from all HSAs (see instructions)	14a 1,003.
b	Distributions included on line 14a that you rolled over to another HSA. Also include any excess contributions (and the earnings on those excess contributions) included on line 14a that were withdrawn by the due date of your return. See instructions	14b
c	Subtract line 14b from line 14a	14c 1,003.
15	Qualified medical expenses paid using HSA distributions (see instructions)	15 1,003.
16	Taxable HSA distributions. Subtract line 15 from line 14c. If zero or less, enter -0-. Also, include this amount in the total on Schedule 1 (Form 1040), Part I, line 8f	16 0.
17a	If any of the distributions included on line 16 meet any of the Exceptions to the Additional 20% Tax (see instructions), check here <input type="checkbox"/>	
b	Additional 20% tax (see instructions). Enter 20% (0.20) of the distributions included on line 16 that are subject to the additional 20% tax. Also, include this amount in the total on Schedule 2 (Form 1040), Part II, line 17c	17b

Part III Income and Additional Tax for Failure To Maintain HDHP Coverage. See the instructions before completing this part. If you are filing jointly and both you and your spouse each have separate HSAs, complete a separate Part III for each spouse.


18	Last-month rule	18
19	Qualified HSA funding distribution	19
20	Total income. Add lines 18 and 19. Include this amount on Schedule 1 (Form 1040), Part I, line 8f	20
21	Additional tax. Multiply line 20 by 10% (0.10). Include this amount in the total on Schedule 2 (Form 1040), Part II, line 17d	21

2023 NJ-1040
New Jersey Resident Income Tax Return

For Privacy Act Notification, See Instructions

1555

NJ-1040
2023
Page 1



040MP01230

Your Social Security Number (required)
015312566

Last Name, First Name, Initial (Joint Filers enter first name and middle initial of each. Enter spouse's/CU partner's last name ONLY if different.)
KALAVA GOWTHAMVEERASHANKER

Spouse's/CU Partner's SSN (if filing jointly)
781919432

County/Municipality Code (See Table page 50)
1806

Home Address (Number and Street, including apartment number)
627 DESOTA DR

City, Town, Post Office
BRIDGEWATER

State ZIP Code
NJ 08807

Driver's License Number (Voluntary) (See instructions)

- Federal extension filed.
- The address above is a foreign address.
- Your address has changed.
- Death certificate is enclosed.
- Do not want a paper form next year.
- I authorize the Division of Taxation to discuss my return and enclosures with my preparer.
- NJ-1040-O is enclosed.

Gubernatorial Elections Fund Note: This does not reduce your refund or increase your balance due.


Do you want to designate \$1 to the Gubernatorial Elections Fund?	You	Yes	No
If joint return, does your spouse want to designate \$1?	Spouse/CU Partner	Yes	No

Direct Deposit Information

dd1. Direct deposit indicator (1 for direct deposit, 4 for no direct deposit)	dd1.	4
dd2. Account type (C for checking, S for savings)	dd2.	
dd3. Fill in the checkbox if the direct deposit is going to an account outside the United States	dd3.	
dd4. Routing number	dd4.	
dd5. Account number	dd5.	



NJ-1040
2023
Page 2



040MP02230

Name(s) as shown on Form NJ-1040
KALAVA GOWTHAMVEERASHANKER

Your Social Security Number
015312566

1555

Part-year residents, provide months/days you were a New Jersey resident during 2023:
From: To:

Fiscal year filers only:
Enter month of your year end 2 0 2 4

Filing Status
Fill in only one.

- 1. Single
 - 2. Married/CU Couple, filing joint return
 - 3. Married/CU Partner, filing separate return 781919432
 - 4. Head of Household Enter spouse's/CU partner's SSN
 - 5. Qualifying Widow(er)/Surviving CU Partner
- Indicate the year of your spouse's/CU partner's death: 2021 2022


Exemptions
Fill in the ovals that apply. You must enter a total in the boxes to the right and complete the calculation.

- | | | | | | | | |
|--|-------------------------------------|------|-------------------|------------------|---|-------------|---------------|
| 6. Regular | <input checked="" type="checkbox"/> | Self | Spouse/CU Partner | Domestic Partner | 1 | x \$1,000 = | <u>1000</u> |
| 7. Senior 65+ (Born in 1958 or earlier) | <input type="checkbox"/> | Self | Spouse/CU Partner | | | x \$1,000 = | _____ |
| 8. Blind/Disabled | <input type="checkbox"/> | Self | Spouse/CU Partner | | | x \$1,000 = | _____ |
| 9. Veteran | <input type="checkbox"/> | Self | Spouse/CU Partner | | | x \$6,000 = | _____ |
| 10. Qualified Dependent Children | <input type="checkbox"/> | | | | | x \$1,500 = | _____ |
| 11. Other Dependents | <input type="checkbox"/> | | | | | x \$1,500 = | _____ |
| 12. Dependents Attending Colleges (See instructions) | <input type="checkbox"/> | | | | | x \$1,000 = | _____ |
| 13. Total Exemption Amount (Add totals from the lines at 6 through 12) | | | | | | 13. | <u>1000</u> . |

14. Dependent Information. Provide the following information for each dependent.

Last Name, First Name, Middle Initial	Social Security Number	Birth Year	No Health Insurance
a. _____			
b. _____			
c. _____			
d. _____			

NJ-1040
2023
Page 3



040MP03230


Name(s) as shown on Form NJ-1040
KALAVA GOWTHAMVEERASHANKER

Your Social Security Number
015312566

1555

15. Wages, salaries, tips, and other employee compensation (State wages from Box 16 of enclosed W-2(s)) (See instructions)	15.	100350 .	
16a. Taxable interest income (Enclose federal Schedule B if over \$1,500) (See instructions)	16a.	.	
16b. Tax-exempt interest income (Enclose Schedule) (See instructions) Do not include on line 16a	16b.	.	
17. Dividends	17.	.	
18. Net profits from business (Schedule NJ-BUS-1, Part I, line 4) (Enclose federal Schedule C)	18.	.	
19. Net gains or income from disposition of property (Schedule NJ-DOP, line 4)	19.	.	
20a. Taxable pensions, annuities, and IRA distributions/withdrawals (See instructions)	20a.	.	
20b. Excludable pension, annuity, and IRA distributions/withdrawals	20b.	.	
21. Distributive Share of Partnership Income (Schedule NJ-BUS-1, Part II, line 4) (Enclose Schedule NJK-1 or federal Schedule K-1)	21.	.	
22. Net pro rata share of S Corporation Income (Schedule NJ-BUS-1, Part III, line 4) (Enclose Schedule NJ-K-1 or federal Schedule K-1)	22.	.	
23. Net gains or income from rents, royalties, patents, and copyrights (Schedule NJ-BUS-1, Part IV, line 4)	23.	.	
24. Net gambling winnings (See instructions)	24.	.	
25. Alimony and separate maintenance payments received	25.	.	
26. Other (Enclose documents) (See instructions)	26.	.	
27. Total Income (Add lines 15, 16a, 17 through 20a, and 21 through 26)	27.	100350 .	
28a. Pension/Retirement Exclusion (See instructions)	28a.	.	
28b. Other Retirement Income Exclusion (See Worksheet D and instructions pages 19-20)	28b.	.	
28c. Total Exclusion Amount (Add lines 28a and 28b)	28c.	.	
29. New Jersey Gross Income (Subtract line 28c from line 27) (See instructions)	29.	100350 .	
30. Exemption Amount (Enter amount from line 13. Part-year residents see instr.)	30.	1000 .	
31. Medical Expenses (See Worksheet F and instructions)	31.	.	
32. Alimony and separate maintenance payments (See instructions)	32.	.	
33. Qualified Conservation Contribution	33.	.	
34. Health Enterprise Zone Deduction	34.	.	
35. Alternative Business Calculation Adjustment (Schedule NJ-BUS-2, line 11)	35.	0 .	
36. Organ/Bone Marrow Donation Deduction (See instructions)	36.	.	
37a. NJBEST Deduction	37a.	.	
37b. NJCLASS Deduction	37b.	.	
37c. NJ Higher Ed. Tuition Deduction	37c.	.	
38. Total Exemptions and Deductions (Add lines 30 through 37c)	38.	1000 .	
39. Taxable Income (Subtract line 38 from line 29)	39.	99350 .	
40a. Total Property Taxes (18% of Rent) Paid (See instructions page 25)	40a.	0 .	
40b. Indicate your residency status during 2023 (fill in only one)			
	Homeowner	Tenant	Both
41. Property Tax Deduction (From Worksheet H) (See instructions)	41.	.	
42. New Jersey Taxable Income (Subtract line 41 from line 39)	42.	99350 .	
43. Tax on amount on line 42 (Tax Table page 52)	43.	4204 .	
44. Credit For Income Taxes Paid to Other Jurisdictions (Enclose Schedule NJ-COJ) (See instructions)	44.	.	
Enter Code			
45. Balance of Tax (Subtract line 44 from line 43)	45.	4204 .	
46. Sheltered Workshop Tax Credit	46.	.	
47. Gold Star Family Counseling Credit (See instructions)	47.	.	
48. Credit for Employer of Organ/Bone Marrow Donor (See instructions)	48.	.	
49. Total Credits (Add lines 46 through 48)	49.	.	
50. Balance of Tax After Credits (Subtract line 49 from line 45) If zero or less, make no entry	50.	4204 .	
51. Use Tax Due on Internet, Mail-Order, or Other Out-of-State Purchases (See instructions) If no Use Tax, enter 0	51.	0 .	
52. Interest on Underpayment of Estimated Tax	52.	.	
Fill in if Form NJ-2210 is enclosed			
53a. Fill in if anyone in your tax household does not currently have health insurance. (Enclose NJ-EZ Enroll form) (See instructions)	53a.	.	

NJ-1040
2023
Page 4



040MP04230

Name(s) as shown on Form NJ-1040
KALAVA GOWTHAMVEERASHANKER

Your Social Security Number
015312566

1555

53b. If you indicated at line 53a that someone in your tax household does not have health insurance, fill in to allow Get Covered New Jersey to assist with obtaining coverage (See instructions)	53b.	
53c. Shared Responsibility Payment (See instructions) REQUIRED Enclose Schedule NJ-HCC and fill in <input checked="" type="checkbox"/>	53c.	0 .
54. Total Tax Due (Add lines 50 through 53c)	54.	4204 .
55. Total NJ Income Tax Withheld (Enclose Forms W-2 and 1099) (Part-year residents, see instructions)	55.	4701 .
56. Property Tax Credit (See instructions page 24)	56.	. .
57. New Jersey Estimated Tax Payments/Credit from 2022 tax return	57.	. .
58. New Jersey Earned Income Tax Credit (See instructions) Fill in if you had the IRS calculate your federal earned income credit Fill in if you are a CU couple claiming the NJ Earned Income Tax Credit	58.	. .
59. Excess New Jersey UI/WF/SWF Withheld (Enclose Form NJ-2450) (See instructions)	59.	. .
60. Excess New Jersey Disability Insurance Withheld (Enclose Form NJ-2450) (See instructions)	60.	. .
61. Excess New Jersey Family Leave Insurance Withheld (Enclose Form NJ-2450) (See instructions)	61.	. .
62. Wounded Warrior Caregivers Credit (See instructions)	62.	. .
63. Pass-Through Business Alternative Income Tax Credit (See instructions)	63.	. .
64. Child and Dependent Care Credit (See instructions) Fill in if you are a CU couple claiming the Child and Dependent Care Credit	64.	. .
65. New Jersey Child Tax Credit (See instructions) Number of dependents age 5 or younger on 12/31/2023	65.	. .
66. Total Withholdings, Credits, and Payments (Add lines 55 through 65)	66.	4701 .
67. If line 66 is less than line 54, you have tax due. Subtract line 66 from line 54 and enter the amount you owe If you owe tax, you can still make a donation on lines 70 through 77.	67.	. .
68. If the total on line 66 is more than line 54, you have an overpayment. Subtract line 54 from line 66 and enter the overpayment	68.	497 .
69. Amount from line 68 you want to credit to your 2024 tax	69.	. .
70. Contribution to N.J. Endangered Wildlife Fund	70.	. .
71. Contribution to N.J. Children's Trust Fund to Prevent Child Abuse	71.	. .
72. Contribution to N.J. Vietnam Veterans' Memorial Fund	72.	. .
73. Contribution to N.J. Breast Cancer Research Fund	73.	. .
74. Contribution to U.S.S. New Jersey Educational Museum Fund	74.	. .
75. Other Designated Contribution (See instructions) Enter Code	75.	. .
76. Other Designated Contribution (See instructions) Enter Code	76.	. .
77. Other Designated Contribution (See instructions) Enter Code	77.	. .
78. Total Adjustments to Tax Due/Overpayment amount (Add lines 69 through 77)	78.	. .
79. Balance due (If line 67 is more than zero, add line 67 and line 78)	79.	. .
80. Refund amount (If line 68 is more than zero, subtract line 78 from line 68)	80.	497 .

Under penalties of perjury, I declare that I have examined this Income Tax return, including accompanying schedules and statements, and to the best of my knowledge and belief, it is true, correct, and complete. If prepared by a person other than the taxpayer, this declaration is based on all information of which the preparer has any knowledge.

DocuSigned by:

4/12/2024

Gowtham Kalava

Your Signature 092C1B150295449...

Date

Spouse's/CU Partner's Signature (required if filing jointly) Date

Paid Preparer's Signature

Federal Identification Number

SYAM PRIYA RAM SAGAR GUPTA

P02082703

Firm's Name

Firm's Federal Employer Identification Number

GLOBAL TAXES LLC

84-3171965

Tax Due Address
Enclose payment along with the NJ-1040-V payment voucher and tax return. Use the labels provided with the envelope and mail to:

State of New Jersey
Division of Taxation
Revenue Processing Center - Payments
PO Box 111
Trenton, NJ 08645-0111

Include Social Security number and make check or money order payable to:

State of New Jersey - TGI

You can also make a payment on our website:
nj.gov/taxation

Refund or No Tax Due Address

Use the labels provided with the envelope and mail to:

New Jersey Division of Taxation
Revenue Processing Center - Refunds
PO Box 555
Trenton, NJ 08647-0555

REQUIRED

If your income on line 29 is above the filing threshold, you **must** submit this schedule with your return.

Name(s) as shown on Form NJ-1040 KALAVA GOWTHAMVEERASHANKER	Social Security Number 015-31-2566
---	--

Schedule NJ-HCC

Health Care Coverage

2023

If your income on line 29 is at or below the filing threshold (see instructions), do not complete this schedule.

Part I

Did you and, if applicable, all members of your tax household, have minimum essential health coverage for every month in 2023? (See instructions for line 53c, NJ-1040.) Part-year residents include only months as a New Jersey resident.

- Yes. You do not owe a shared responsibility payment. Fill in the oval at line 53c, NJ-1040, and enclose this schedule with your return.
- No. Continue to Part II.

If you or any member of your tax household does not **currently** have minimum essential health coverage, also complete the NJ-EZ Enroll form. (See instructions for lines 53a and 53b, NJ-1040.)

Part II

Enter the name and Social Security number for each member of your tax household. Check the box for every month each person had minimum essential health coverage or qualified for an exemption (part-year residents include only months as a New Jersey resident). If an individual qualified for an exemption, enter the exemption number. (See instructions for line 53c, NJ-1040.) If an individual has more than one exemption number, check the box. If you need more space, enclose a statement listing any additional individuals.

		Jan	Feb	Mar	Apr	May	Jun	Jul	Aug	Sep	Oct	Nov	Dec
Name	Social Security Number												
Exemption number: <input style="width:100px;" type="text"/>		Check box if this individual has more than one exemption number <input type="checkbox"/>											

		Jan	Feb	Mar	Apr	May	Jun	Jul	Aug	Sep	Oct	Nov	Dec
Name	Social Security Number												
Exemption number: <input style="width:100px;" type="text"/>		Check box if this individual has more than one exemption number <input type="checkbox"/>											

		Jan	Feb	Mar	Apr	May	Jun	Jul	Aug	Sep	Oct	Nov	Dec
Name	Social Security Number												
Exemption number: <input style="width:100px;" type="text"/>		Check box if this individual has more than one exemption number <input type="checkbox"/>											

		Jan	Feb	Mar	Apr	May	Jun	Jul	Aug	Sep	Oct	Nov	Dec
Name	Social Security Number												
Exemption number: <input style="width:100px;" type="text"/>		Check box if this individual has more than one exemption number <input type="checkbox"/>											

		Jan	Feb	Mar	Apr	May	Jun	Jul	Aug	Sep	Oct	Nov	Dec
Name	Social Security Number												
Exemption number: <input style="width:100px;" type="text"/>		Check box if this individual has more than one exemption number <input type="checkbox"/>											