

IRS e-file Signature Authorization

2018

Department of the Treasury
Internal Revenue Service

▶ **Return completed Form 8879 to your ERO. (Don't send to the IRS.)**
▶ **Go to www.irs.gov/Form8879 for the latest information.**

Submission Identification Number (SID) ▶ 5872782019034018w42u

Taxpayer's name VIGNESH KULASEKARAN	Social security number 883-76-6882
Spouse's name	Spouse's social security number

Part I Tax Return Information – Tax Year Ending December 31, 2018 (Whole dollars only)

1 Adjusted gross income (Form 1040, line 7; Form 1040NR, line 35)	1	65,017.
2 Total tax (Form 1040, line 15; Form 1040NR, line 61)	2	7,605.
3 Federal income tax withheld from Forms W-2 and 1099 (Form 1040, line 16; Form 1040NR, line 62a)	3	9,600.
4 Refund (Form 1040, line 20a; Form 1040-SS, Part I, line 13a; Form 1040NR, line 73a)	4	1,995.
5 Amount you owe (Form 1040, line 22; Form 1040NR, line 75)	5	

Part II Taxpayer Declaration and Signature Authorization (Be sure you get and keep a copy of your return)

Under penalties of perjury, I declare that I have examined a copy of my electronic individual income tax return and accompanying schedules and statements for the tax year ending December 31, 2018, and to the best of my knowledge and belief, they are true, correct, and complete. I further declare that the amounts in Part I above are the amounts from my electronic income tax return. I consent to allow my intermediate service provider, transmitter, or electronic return originator (ERO) to send my return to the IRS and to receive from the IRS (a) an acknowledgement of receipt or reason for rejection of the transmission, (b) the reason for any delay in processing the return or refund, and (c) the date of any refund. If applicable, I authorize the U.S. Treasury and its designated Financial Agent to initiate an ACH electronic funds withdrawal (direct debit) entry to the financial institution account indicated in the tax preparation software for payment of my federal taxes owed on this return and/or a payment of estimated tax, and the financial institution to debit the entry to this account. This authorization is to remain in full force and effect until I notify the U.S. Treasury Financial Agent to terminate the authorization. To revoke (cancel) a payment, I must contact the U.S. Treasury Financial Agent at 1-888-353-4537. Payment cancellation requests must be received no later than 2 business days prior to the payment (settlement) date. I also authorize the financial institutions involved in the processing of the electronic payment of taxes to receive confidential information necessary to answer inquiries and resolve issues related to the payment. I further acknowledge that the personal identification number (PIN) below is my signature for my electronic income tax return and, if applicable, my Electronic Funds Withdrawal Consent.

Taxpayer's PIN: check one box only

I authorize GLOBAL TAXES LLC to enter or generate my PIN as my signature on my tax year 2018 electronically filed income tax return.

6	6	8	8	2
---	---	---	---	---

Enter five digits, but don't enter all zeros

I will enter my PIN as my signature on my tax year 2018 electronically filed income tax return. Check this box **only** if you are entering your own PIN **and** your return is filed using the Practitioner PIN method. The ERO must complete Part III below.

Your signature ▶ _____ Date ▶ _____

Spouse's PIN: check one box only

I authorize _____ to enter or generate my PIN as my signature on my tax year 2018 electronically filed income tax return.

--	--	--	--	--

Enter five digits, but don't enter all zeros

I will enter my PIN as my signature on my tax year 2018 electronically filed income tax return. Check this box **only** if you are entering your own PIN **and** your return is filed using the Practitioner PIN method. The ERO must complete Part III below.

Spouse's signature ▶ _____ Date ▶ _____

Practitioner PIN Method Returns Only—continue below

Part III Certification and Authentication – Practitioner PIN Method Only

ERO's EFIN/PIN. Enter your six-digit EFIN followed by your five-digit self-selected PIN.

5	8	7	2	7	8	6	1	9	8	9
---	---	---	---	---	---	---	---	---	---	---

Don't enter all zeros

I certify that the above numeric entry is my PIN, which is my signature for the tax year 2018 electronically filed income tax return for the taxpayer(s) indicated above. I confirm that I am submitting this return in accordance with the requirements of the Practitioner PIN method and **Pub. 1345**, Handbook for Authorized IRS e-file Providers of Individual Income Tax Returns.

ERO's signature ▶ _____ Date ▶ _____

ERO Must Retain This Form – See Instructions
Don't Submit This Form to the IRS Unless Requested To Do So

**Acknowledgement and General Information for
Taxpayers Who File Returns Electronically**

Thank you for participating in IRS *e-file*.

883-76-6882

Taxpayer name VIGNESH KULASEKARAN

Taxpayer address (optional)

52B EVERGREEN ST

WEST BABYLON NY 11704

1. Your federal income tax return for 2018 was filed electronically with the Andover Submission Processing Center. The electronic filing services were provided by GLOBAL TAXES LLC.
2. Your return was accepted on 02/03/2019 using a Personal Identification Number (PIN) as your electronic signature. You entered a PIN or authorized the Electronic Return Originator (ERO) to enter or generate a PIN for you. The Submission ID assigned to your return is 5872782019034018w42u.
3. Your return was accepted on _____ Allow 4 to 6 weeks for the processing of your return. The Earned Income Credit or a dependent's exemption on your return may be reduced or disallowed due to a child's name and social security number mismatch.
4. Your electronic funds withdrawal payment request was accepted for processing.
5. Your electronic funds withdrawal payment request was not accepted for processing. Refer to the "If You Owe Tax" section.
6. Your Form 4868, Application for Automatic Extension of Time to File U.S. Individual Income Tax Return, was accepted on _____. The Submission ID assigned to your extension is _____.

**DO NOT SEND A PAPER COPY OF YOUR RETURN TO THE IRS.
IF YOU DO, IT WILL DELAY THE PROCESSING OF THE RETURN.**

If You Need to Make a Change to Your Return

If you need to make a change or correct the return you filed electronically, you should send a Form 1040X, Amended U.S. Individual Income Tax Return, to the IRS Submission Processing Center that processes paper returns for your area. The address is available at www.irs.gov, or you can call the IRS toll-free at 1-800-829-1040.

If You Need to Ask About Your Refund

The IRS notifies your Electronic Return Originator (ERO) when your return is accepted, usually within 48 hours. If your return was not accepted, the IRS notifies your ERO of the reasons for rejection. If it has been more than three weeks since the IRS accepted your return and you have not received your refund, go to www.irs.gov and click on "Where's My Refund?" to view your refund status. Exception: If box 3 above is checked, allow 4 to 6 weeks for processing of your return. A notice will be sent to you advising of changes to your return.

Also, you can call the TeleTax line at 1-800-829-4477, for automated refund information. You should have available the first social security number shown on your return, your filing status, and the exact amount of the refund you expect. TeleTax gives you the date for mailing or depositing your refund. You should receive your refund check within 30 days of the date given by TeleTax, or within one week of that date, if you chose direct deposit. If you do not receive it by then, or if TeleTax does not give your refund information, call the Refund Hotline at 1-800-829-1954.

The IRS uses refunds to cover overdue taxes and notifies you when this occurs. The Fiscal Service offsets refunds through the Treasury Offset Program to cover past due child support, federal agency non-tax debts such as student loans and state income tax obligations. Fiscal Service sends you an offset notice if it applies your refund or part of your refund to non-tax debts. If you have questions about the offset, contact the agency identified in the notice. You may also call the Treasury Offset Program Call Center at 1-800-304-3107, if you have additional questions.

If You Owe Tax

If your return has a balance due, you must pay the amount you owe by the prescribed due date. If you paid by electronic funds withdrawal (direct debit) or by credit card, no voucher is needed. The credit card service providers will charge a convenience fee based on the amount of taxes you are paying. The fees and the type of credit or debit cards accepted may vary between providers. You will be told the amount of the fee during the transaction and you will be given the option to either continue or end the transaction. For information on paying your taxes electronically, including by credit or debit card, go to www.irs.gov/e-pay.

If you are not paying electronically you may use Form 1040-V, Payment Voucher, which you can obtain from your Electronic Return Originator. If the IRS does not receive your payment by the prescribed due date, you will receive a notice that requests full payment of the tax due, plus penalties and interest. If you can not pay the amount in full, complete Form 9465, Installment Agreement Request, which you may file electronically. To apply for an installment agreement online, go to www.irs.gov. You may also order Form 9465 by calling 1-800-TAX-FORM (1-800-829-3676). If approved, the IRS charges a user fee to set up an installment agreement.

If You Need to Inquire About Your Electronic Funds Withdrawal Payment

You may call 1-888-353-4537 to inquire about the status of your electronic funds withdrawal payment. If there is a change to the bank account information included on your return, you should call this number to cancel a scheduled payment. You should have available the social security number of the first person listed on the tax return, the payment amount, and the bank account number. Cancellation requests must be received no later than 11:59 p.m. E.T. two business days prior to the scheduled payment date.

Tax Refund Related Financial Products

Financial institutions offer a variety of financial products to taxpayers based on their refunds. Contracts for financial products are between you and the financial institution. The IRS is not associated with the contract. **If you have questions about tax refund related products, contact your Electronic Return Originator or the lender.**

Amended U.S. Individual Income Tax Return

(Rev. January 2019)

Go to www.irs.gov/Form1040X for instructions and the latest information.

This return is for calendar year 2018 2017 2016 2015

Other year. Enter one: calendar year or fiscal year (month and year ended):

Your first name and initial VIGNESH Last name KULASEKARAN Your social security number 883-76-6882

If a joint return, spouse's first name and initial Last name Spouse's social security number

Current home address (number and street). If you have a P.O. box, see instructions. 52B EVERGREEN ST Apt. no. Your phone number

City, town or post office, state, and ZIP code. If you have a foreign address, also complete spaces below. See instructions.

West Babylon NY 11704

Foreign country name Foreign province/state/county Foreign postal code

Amended return filing status. You must check one box even if you are not changing your filing status. Caution: In general, you can't change your filing status from a joint return to separate returns after the due date. Full-year health care coverage (or, for 2018 amended returns only, exempt). See inst.

Single Married filing jointly Married filing separately Qualifying widow(er) Head of household (If the qualifying person is a child but not your dependent, see instructions.)

Use Part III on the back to explain any changes

Income and Deductions

Table with 4 columns: Line number, Description, A. Original amount, B. Net change, C. Correct amount. Rows 1-5.

Tax Liability

Table with 4 columns: Line number, Description, A. Original amount, B. Net change, C. Correct amount. Rows 6-11.

Payments

Table with 4 columns: Line number, Description, A. Original amount, B. Net change, C. Correct amount. Rows 12-17.



Refund or Amount You Owe

Table with 4 columns: Line number, Description, A. Original amount, B. Net change, C. Correct amount. Rows 18-23.

Complete and sign this form on page 2.

Part I Exemptions

Complete this part **only** if any information relating to exemptions (to dependents if amending your 2018 return) has changed from what you reported on the return you are amending. This would include a change in the number of exemptions (of dependents if amending your 2018 return).


 For 2018 amended returns only, leave lines 24, 28, and 29 blank. Fill in all other applicable lines.		A. Original number of exemptions or amount reported or as previously adjusted	B. Net change	C. Correct number or amount
Note: See the Form 1040 or, for amended returns for years before 2018, the Form 1040A instructions. See also the Form 1040X instructions.				
24	Yourself and spouse. Caution: If someone can claim you as a dependent, you can't claim an exemption for yourself. If amending your 2018 return, leave line blank	24		
25	Your dependent children who lived with you	25		
26	Your dependent children who didn't live with you due to divorce or separation	26		
27	Other dependents	27		
28	Total number of exemptions. Add lines 24 through 27. If amending your 2018 return, leave line blank	28		
29	Multiply the number of exemptions claimed on line 28 by the exemption amount shown in the instructions for line 29 for the year you are amending. Enter the result here and on line 4a on page 1 of this form. If amending your 2018 return, leave line blank	29		
30	List ALL dependents (children and others) claimed on this amended return. If more than 4 dependents, see inst. and <input checked="" type="checkbox"/> here 			<input type="checkbox"/>

Dependents (see instructions):				(d) <input checked="" type="checkbox"/> if qualifies for (see instructions):	
(a) First name	Last name	(b) Social security number	(c) Relationship to you	Child tax credit	Credit for other dependents (2018 amended returns only)
				<input type="checkbox"/>	<input type="checkbox"/>
				<input type="checkbox"/>	<input type="checkbox"/>
				<input type="checkbox"/>	<input type="checkbox"/>
				<input type="checkbox"/>	<input type="checkbox"/>

Part II Presidential Election Campaign Fund

Checking below won't increase your tax or reduce your refund.
 Check here if you didn't previously want \$3 to go to the fund, but now do.
 Check here if this is a joint return and your spouse did not previously want \$3 to go to the fund, but now does.

Part III Explanation of Changes. In the space provided below, tell us why you are filing Form 1040X.


 Attach any supporting documents and new or changed forms and schedules.
 LETTER OF EXPLANATION

Remember to keep a copy of this form for your records.


Under penalties of perjury, I declare that I have filed an original return and that I have examined this amended return, including accompanying schedules and statements, and to the best of my knowledge and belief, this amended return is true, correct, and complete. Declaration of preparer (other than taxpayer) is based on all information about which the preparer has any knowledge.

Sign Here

 _____ SOFTWARE ENGINEER
 Your signature Date Your occupation

 _____
 Spouse's signature. If a joint return, **both** must sign. Date Spouse's occupation

Paid Preparer Use Only

 SYAM PRIYA RAM SAGAR GUPTA TALLAM 11/06/2019 GLOBAL TAXES LLC
 Preparer's signature Date Firm's name (or yours if self-employed)

SYAM PRIYA RAM SAGAR GUPTA TALLAM 2530 Pebble Creek Ln Cumming GA 30041
 Print/type preparer's name Firm's address and ZIP code

P02082703 Check if self-employed (212) 920-4151 30-1017196
 PTIN Phone number EIN

Filing status: Single Married filing jointly Married filing separately Head of household Qualifying widow(er)

Your first name and initial: **VIGNESH** Last name: **KULASEKARAN** Your social security number: **883-76-6882**

Your standard deduction: Someone can claim you as a dependent You were born before January 2, 1954 You are blind

If joint return, spouse's first name and initial: _____ Last name: _____ Spouse's social security number: _____

Spouse standard deduction: Someone can claim your spouse as a dependent Spouse was born before January 2, 1954 Full-year health care coverage or exempt (see inst.)

Spouse is blind Spouse itemizes on a separate return or you were dual-status alien

Home address (number and street). If you have a P.O. box, see instructions. **52B EVERGREEN ST** Apt. no. _____ Presidential Election Campaign (see inst.) You Spouse

City, town or post office, state, and ZIP code. If you have a foreign address, attach Schedule 6. **West Babylon NY 11704** If more than four dependents, see inst. and here

Dependents (see instructions):		(2) Social security number	(3) Relationship to you	(4) <input checked="" type="checkbox"/> if qualifies for (see inst.):	
(1) First name	Last name			Child tax credit	Credit for other dependents
				<input type="checkbox"/>	<input type="checkbox"/>
				<input type="checkbox"/>	<input type="checkbox"/>
				<input type="checkbox"/>	<input type="checkbox"/>
				<input type="checkbox"/>	<input type="checkbox"/>

Sign Here Under penalties of perjury, I declare that I have examined this return and accompanying schedules and statements, and to the best of my knowledge and belief, they are true, correct, and complete. Declaration of preparer (other than taxpayer) is based on all information of which preparer has any knowledge.

Joint return? See instructions. Keep a copy for your records.

Your signature	Date	Your occupation	If the IRS sent you an Identity Protection PIN, enter it here (see inst.)
		SOFTWARE ENGINEER	<input type="checkbox"/>
Spouse's signature. If a joint return, both must sign.	Date	Spouse's occupation	If the IRS sent you an Identity Protection PIN, enter it here (see inst.)
			<input type="checkbox"/>

Paid Preparer Use Only

Preparer's name	Preparer's signature	PTIN	Firm's EIN	Check if:
SYAM PRIYA RAM SAGAR GUPTA TALLAM	SYAM PRIYA RAM SAGAR GUPTA TALLAM	P02082703	30-1017196	<input type="checkbox"/> 3rd Party Designee
Firm's name ▶ GLOBAL TAXES LLC	Phone no. (212) 920-4151	<input type="checkbox"/> Self-employed		
Firm's address ▶ 2530 Pebble Creek Ln Cumming GA 30041				

For Disclosure, Privacy Act, and Paperwork Reduction Act Notice, see separate instructions. Form **1040** (2018)

1	Wages, salaries, tips, etc. Attach Form(s) W-2	1	70,017.
2a	Tax-exempt interest	2b	
3a	Qualified dividends	3b	
4a	IRAs, pensions, and annuities	4b	
5a	Social security benefits	5b	
6	Total income. Add lines 1 through 5. Add any amount from Schedule 1, line 22 -5,000.	6	65,017.
7	Adjusted gross income. If you have no adjustments to income, enter the amount from line 6; otherwise, subtract Schedule 1, line 36, from line 6	7	65,017.
8	Standard deduction or itemized deductions (from Schedule A)	8	12,000.
9	Qualified business income deduction (see instructions)	9	
10	Taxable income. Subtract lines 8 and 9 from line 7. If zero or less, enter -0-	10	53,017.
11	a Tax (see inst.) 7,605. (check if any from: 1 <input type="checkbox"/> Form(s) 8814 2 <input type="checkbox"/> Form 4972 3 <input type="checkbox"/>)	11	7,605.
12	b Add any amount from Schedule 2 and check here <input type="checkbox"/>	12	
13	a Child tax credit/credit for other dependents b Add any amount from Schedule 3 and check here <input type="checkbox"/>	13	7,605.
14	Subtract line 12 from line 11. If zero or less, enter -0-	14	0.
15	Other taxes. Attach Schedule 4	15	7,605.
16	Total tax. Add lines 13 and 14	16	9,600.
17	Federal income tax withheld from Forms W-2 and 1099	17	
18	Refundable credits: a EIC (see inst.) No b Sch. 8812 c Form 8863	18	
19	Add any amount from Schedule 5	19	1,995.
20a	Add lines 16 and 17. These are your total payments	20a	1,995.
21	If line 18 is more than line 15, subtract line 15 from line 18. This is the amount you overpaid	21	
22	Amount of line 19 you want refunded to you . If Form 8888 is attached, check here <input type="checkbox"/>	22	
23	Amount of line 19 you want applied to your 2019 estimated tax	23	
24	Amount you owe. Subtract line 18 from line 15. For details on how to pay, see instructions	24	
25	Estimated tax penalty (see instructions)	25	

Attach Form(s) W-2. Also attach Form(s) W-2G and 1099-R if tax was withheld.

Standard Deduction for—

- Single or married filing separately, \$12,000
- Married filing jointly or Qualifying widow(er), \$24,000
- Head of household, \$18,000
- If you checked any box under Standard deduction, see instructions.

Direct deposit? See instructions.

SCHEDULE 1
(Form 1040)

Department of the Treasury
Internal Revenue Service

Additional Income and Adjustments to Income

▶ **Attach to Form 1040.**

▶ **Go to www.irs.gov/Form1040 for instructions and the latest information.**

OMB No. 1545-0074

2018
Attachment
Sequence No. **01**

Name(s) shown on Form 1040

VIGNESH KULASEKARAN

Your social security number

883-76-6882

Additional Income	1-9b	Reserved	1-9b	
	10	Taxable refunds, credits, or offsets of state and local income taxes	10	
	11	Alimony received	11	
	12	Business income or (loss). Attach Schedule C or C-EZ	12	
	13	Capital gain or (loss). Attach Schedule D if required. If not required, check here ▶ <input type="checkbox"/>	13	
	14	Other gains or (losses). Attach Form 4797	14	
	15a	Reserved	15b	
	16a	Reserved	16b	
	17	Rental real estate, royalties, partnerships, S corporations, trusts, etc. Attach Schedule E	17	-5,000.
	18	Farm income or (loss). Attach Schedule F	18	
	19	Unemployment compensation	19	
	20a	Reserved	20b	
21	Other income. List type and amount ▶ _____	21		
22	Combine the amounts in the far right column. If you don't have any adjustments to income, enter here and include on Form 1040, line 6. Otherwise, go to line 23	22	-5,000.	
Adjustments to Income	23	Educator expenses	23	
	24	Certain business expenses of reservists, performing artists, and fee-basis government officials. Attach Form 2106	24	
	25	Health savings account deduction. Attach Form 8889	25	
	26	Moving expenses for members of the Armed Forces. Attach Form 3903	26	
	27	Deductible part of self-employment tax. Attach Schedule SE	27	
	28	Self-employed SEP, SIMPLE, and qualified plans	28	
	29	Self-employed health insurance deduction	29	
	30	Penalty on early withdrawal of savings	30	
	31a	Alimony paid b Recipient's SSN ▶ _____	31a	
	32	IRA deduction	32	
33	Student loan interest deduction	33		
34	Reserved	34		
35	Reserved	35		
36	Add lines 23 through 35	36		

For Paperwork Reduction Act Notice, see your tax return instructions.

Schedule 1 (Form 1040) 2018

**SCHEDULE E
(Form 1040)**

Supplemental Income and Loss

(From rental real estate, royalties, partnerships, S corporations, estates, trusts, REMICs, etc.)

OMB No. 1545-0074

2018

Attachment
Sequence No. **13**

Department of the Treasury
Internal Revenue Service (99)

▶ Attach to Form 1040, 1040NR, or Form 1041.

▶ Go to www.irs.gov/ScheduleE for instructions and the latest information.

Name(s) shown on return

VIGNESH KULASEKARAN

Your social security number

883-76-6882

Part I Income or Loss From Rental Real Estate and Royalties Note: If you are in the business of renting personal property, use Schedule C or C-EZ (see instructions). If you are an individual, report farm rental income or loss from Form 4835 on page 2, line 40.

A Did you make any payments in 2018 that would require you to file Form(s) 1099? (see instructions) Yes No

B If "Yes," did you or will you file required Forms 1099? Yes No

1a	Physical address of each property (street, city, state, ZIP code)				
A	PLOT7 SNO 170/1B SUBRAMANI TIRUPPUR TAMILNADU IN 638505				
B					
C					
1b	Type of Property (from list below)	2 For each rental real estate property listed above, report the number of fair rental and personal use days. Check the QJV box only if you meet the requirements to file as a qualified joint venture. See instructions.	Fair Rental Days	Personal Use Days	QJV
A	4		A 365	0	<input type="checkbox"/>
B			B		<input type="checkbox"/>
C			C		<input type="checkbox"/>

Type of Property:

- 1 Single Family Residence 3 Vacation/Short-Term Rental 5 Land 7 Self-Rental
- 2 Multi-Family Residence 4 Commercial 6 Royalties 8 Other (describe)

Income:		Properties:		A	B	C
3	Rents received	3		500.		
4	Royalties received	4				
Expenses:						
5	Advertising	5				
6	Auto and travel (see instructions)	6				
7	Cleaning and maintenance	7				
8	Commissions.	8				
9	Insurance	9				
10	Legal and other professional fees	10				
11	Management fees	11				
12	Mortgage interest paid to banks, etc. (see instructions)	12				
13	Other interest.	13		5,500.		
14	Repairs.	14				
15	Supplies	15				
16	Taxes	16				
17	Utilities.	17				
18	Depreciation expense or depletion	18				
19	Other (list) ▶	19				
20	Total expenses. Add lines 5 through 19	20		5,500.		
21	Subtract line 20 from line 3 (rents) and/or 4 (royalties). If result is a (loss), see instructions to find out if you must file Form 6198	21		-5,000.		
22	Deductible rental real estate loss after limitation, if any, on Form 8582 (see instructions)	22	(-5,000.)	()
23a	Total of all amounts reported on line 3 for all rental properties	23a		500.		
b	Total of all amounts reported on line 4 for all royalty properties	23b				
c	Total of all amounts reported on line 12 for all properties	23c				
d	Total of all amounts reported on line 18 for all properties	23d				
e	Total of all amounts reported on line 20 for all properties	23e		5,500.		
24	Income. Add positive amounts shown on line 21. Do not include any losses	24				
25	Losses. Add royalty losses from line 21 and rental real estate losses from line 22. Enter total losses here	25	(5,000.)		
26	Total rental real estate and royalty income or (loss). Combine lines 24 and 25. Enter the result here. If Parts II, III, IV, and line 40 on page 2 do not apply to you, also enter this amount on Schedule 1 (Form 1040), line 17, or Form 1040NR, line 18. Otherwise, include this amount in the total on line 41 on page 2.	26				-5,000.